



Storey County, NV



GOED

NEVADA GOVERNOR'S OFFICE OF ECONOMIC DEVELOPMENT

808 W. Nye Lane
Carson City, Nevada 89703

Contents

Report Parameters	1
Economy Overview	2
Unemployment by Demographics	4
Historic & Projected Trends	8
Population Characteristics	12
Inbound and Outbound Migration	14
Industry Characteristics	16
Business Characteristics	21
Workforce Characteristics	23
Educational Pipeline	29
In-Demand Skills	30

Report Parameters

1 County

32029 Storey County, NV

Class of Worker

QCEW Employees, Non-QCEW Employees, and Self-Employed

The information in this report pertains to the chosen geographical area.

Economy Overview

4,149

Population (2025)

Population **grew by 42** over the last 5 years and is projected to **grow by 64** over the next 5 years.

21,081

Total Regional Employment

Jobs **grew by 2,926** over the last 5 years and are projected to **grow by 4,155** over the next 5 years.

\$93.4K

Median Household Income (2024)

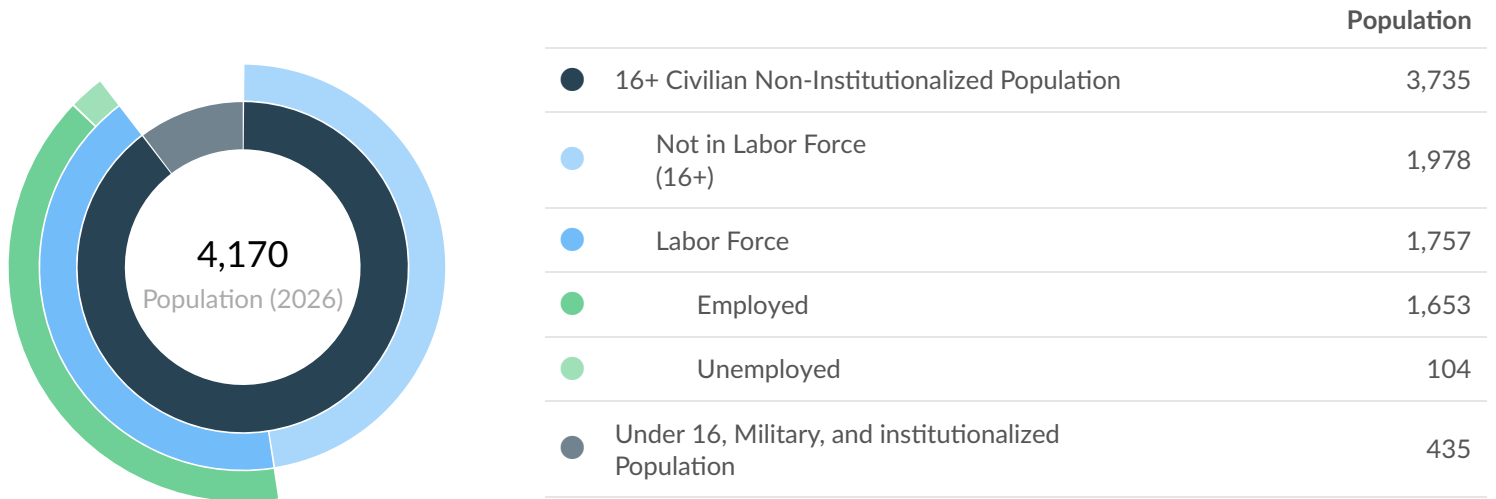
Median household income is **\$12.7K above** the national median household income of \$80.7K.

Takeaways

- As of 2025 the region's population **increased by 1.0%** since 2020, growing by 42. Population is expected to **increase by 1.5%** between 2025 and 2030, adding 64.
- From 2020 to 2025, jobs **increased by 16.1%** in Storey County, NV from 18,155 to **21,081**. This change **outpaced the national growth rate of 10.6% by 5.5%**. As the number of jobs increased, the **labor force participation rate decreased from 46.7% to 46.6% between 2020 and 2025**.
- Concerning educational attainment, **15.2% of Storey County, NV residents possess a Bachelor's Degree** (6.6% below the national average), and **9.5% hold an Associate's Degree** (0.6% above the national average).
- The top three industries in 2025 are Other Electrical Equipment and Component Manufacturing, Warehousing and Storage, and Building Equipment Contractors.

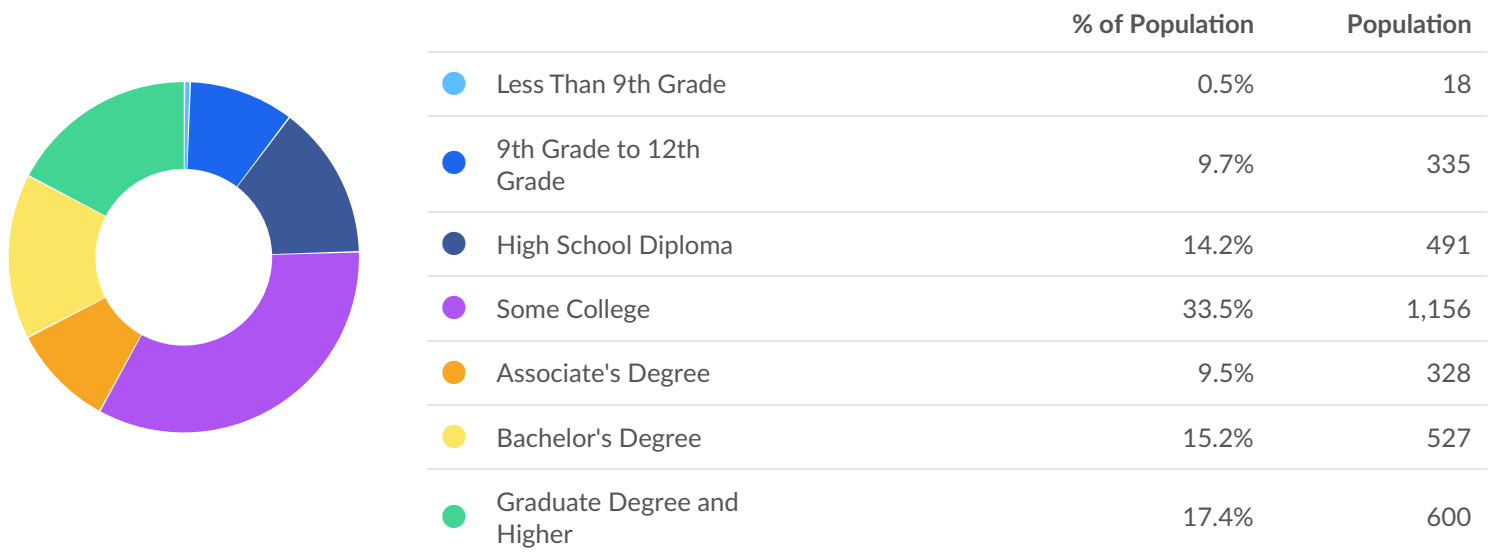
	Population (2026)	Labor Force (Mar 2026)	Jobs (2025)	Cost of Living	GRP	Imports	Exports
Region	4,170	1,757	21,081	118.7	\$4.10B	\$4.45B	\$9.16B
State	3,316,686	1,703,609	1,743,240	111.5	\$282.76B	\$217.55B	\$259.58B

Mar 2026 Labor Force Breakdown



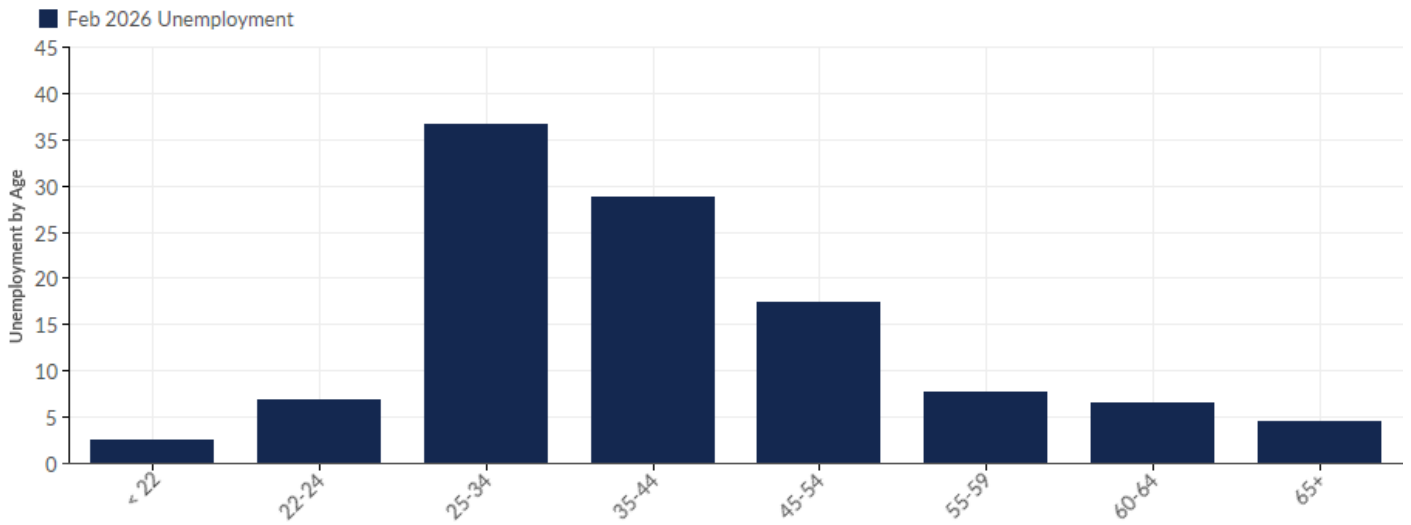
Educational Attainment

Concerning educational attainment, **15.2% of Storey County, NV residents possess a Bachelor's Degree** (6.6% below the national average), and **9.5% hold an Associate's Degree** (0.6% above the national average).



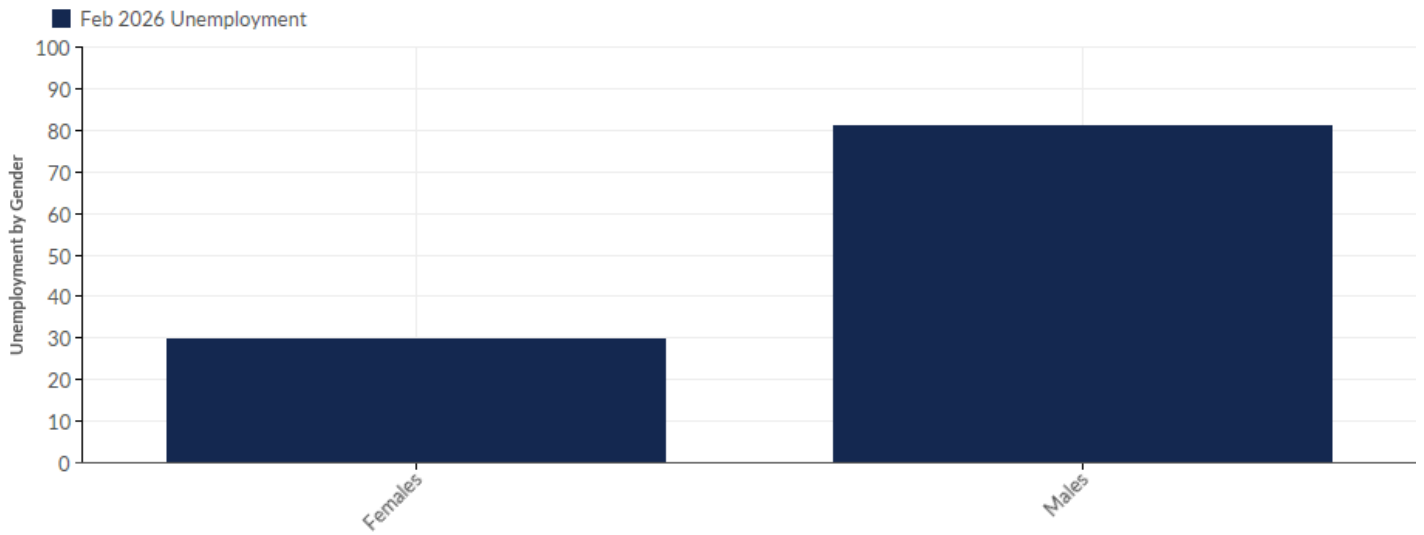
Unemployment by Demographics

Unemployment by Age



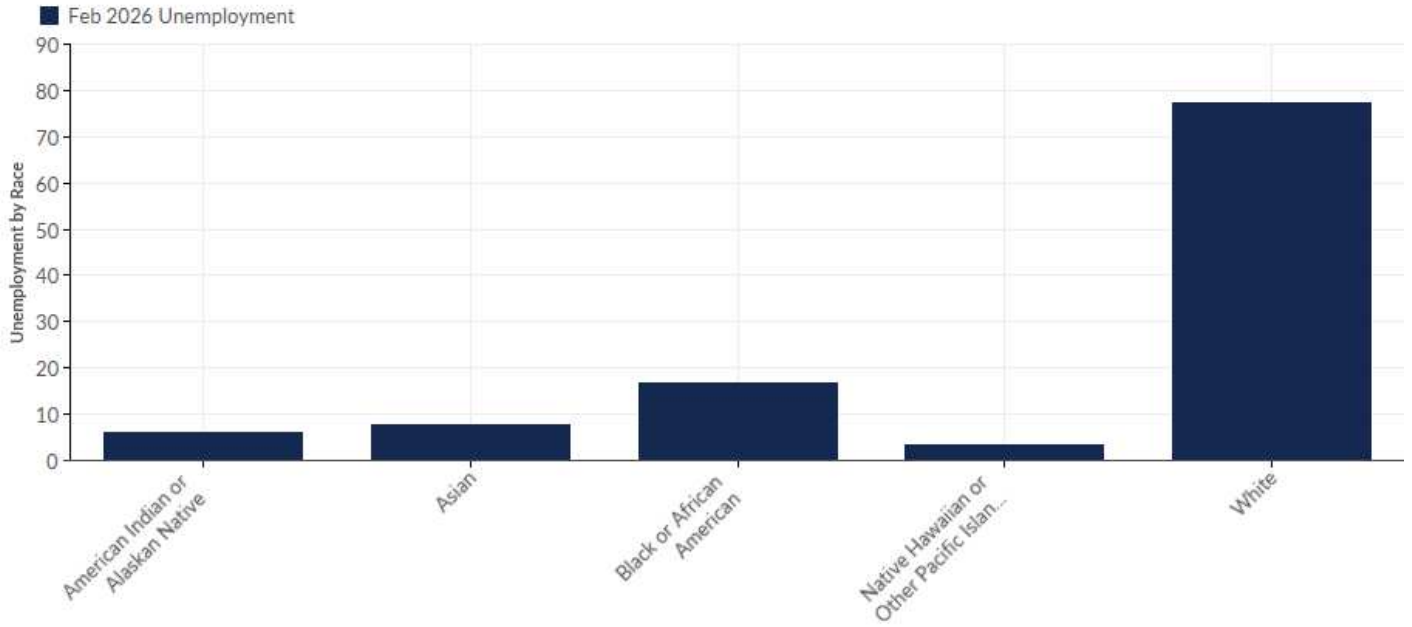
Age	Unemployment (Feb 2026)	% of Unemployed
< 22	3	2.70%
22-24	7	6.31%
25-34	37	33.33%
35-44	29	26.13%
45-54	17	15.32%
55-59	8	7.21%
60-64	7	6.31%
65+	5	4.50%
Total	111	102.00%

Unemployment by Gender



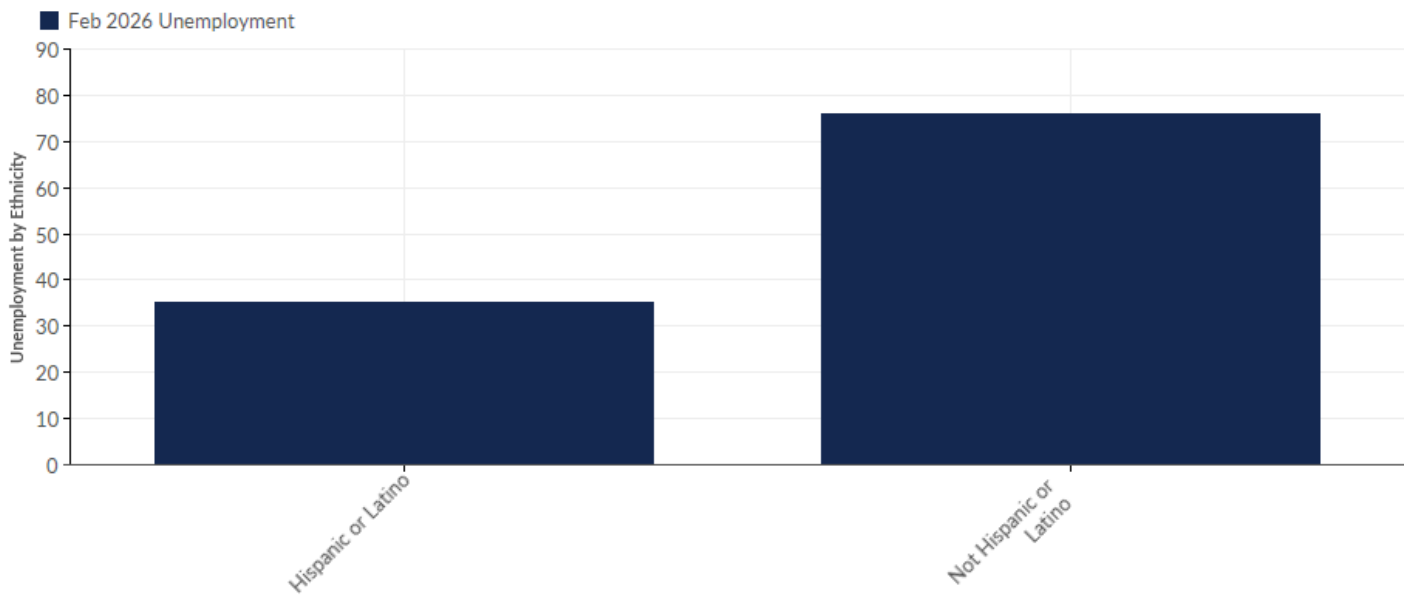
Gender	Unemployment (Feb 2026)	% of Unemployed
Females	30	27.03%
Males	81	72.97%
Total	111	100.00%

Unemployment by Race



Race	Unemployment (Feb 2026)	% of Unemployed
American Indian or Alaskan Native	6	5.41%
Asian	8	7.21%
Black or African American	17	15.32%
Native Hawaiian or Other Pacific Islander	3	2.70%
White	77	69.37%
Total	111	100.00%

Unemployment by Ethnicity

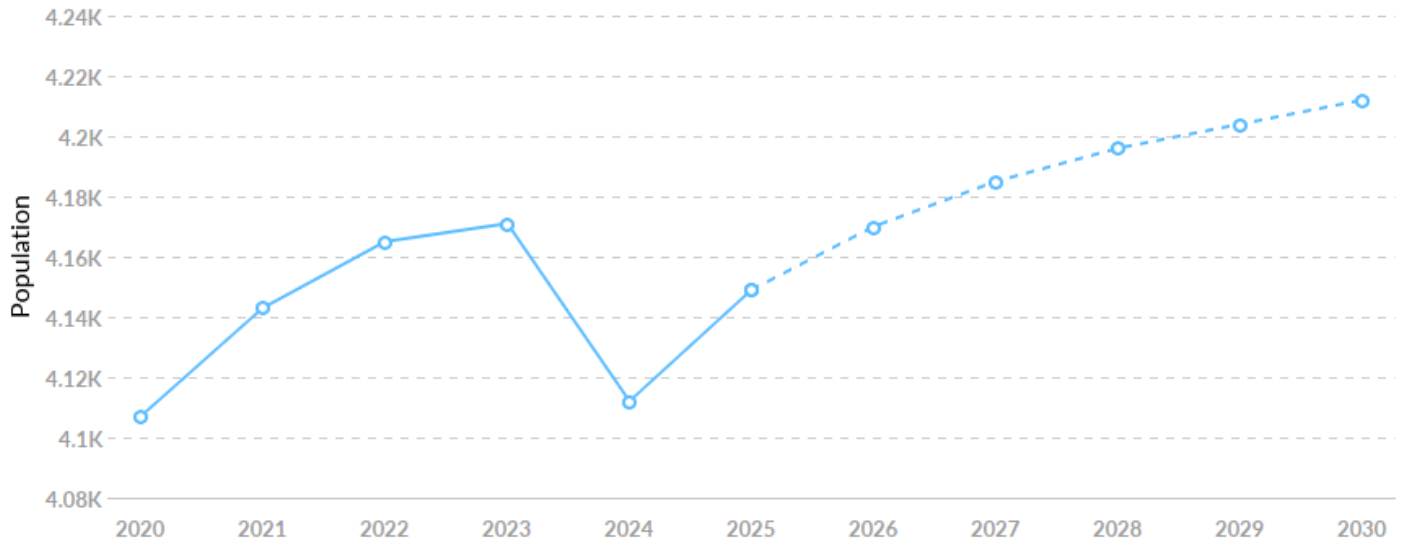


Ethnicity	Unemployment (Feb 2026)	% of Unemployed
Hispanic or Latino	35	31.53%
Not Hispanic or Latino	76	68.47%
Total	111	100.00%

Historic & Projected Trends

Population Trends

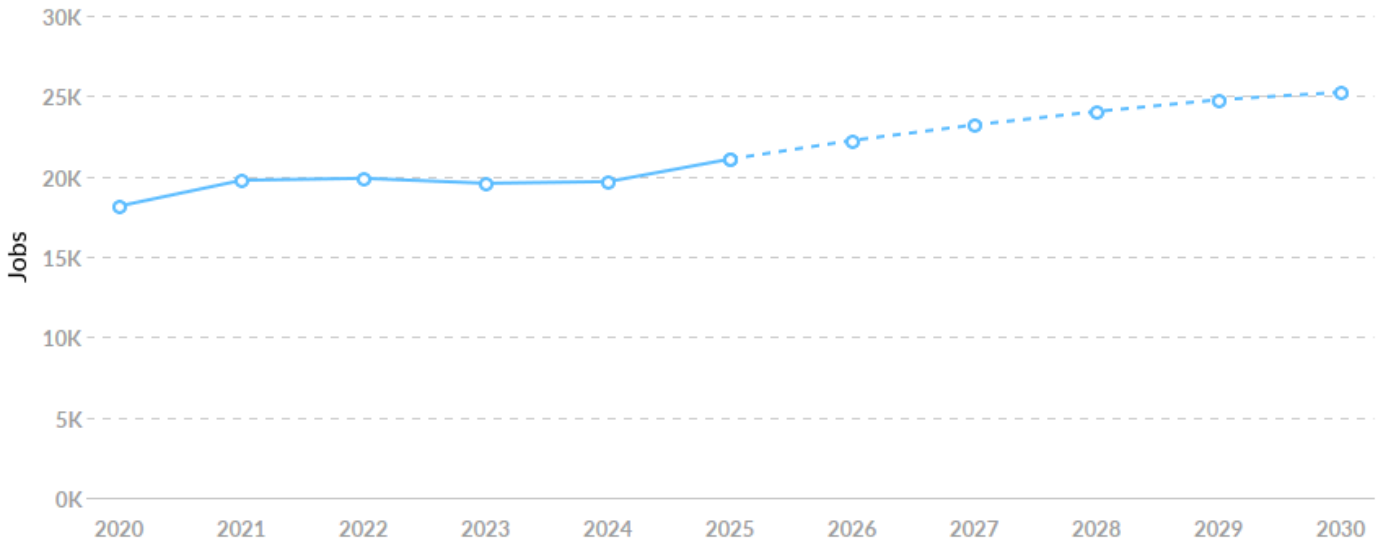
As of 2025 the region's population increased by 1.0% since 2020, growing by 42. Population is expected to increase by 1.5% between 2025 and 2030, adding 64.



Timeframe	Population
2020	4,107
2021	4,143
2022	4,165
2023	4,171
2024	4,112
2025	4,149
2026	4,170
2027	4,185
2028	4,196
2029	4,204
2030	4,212

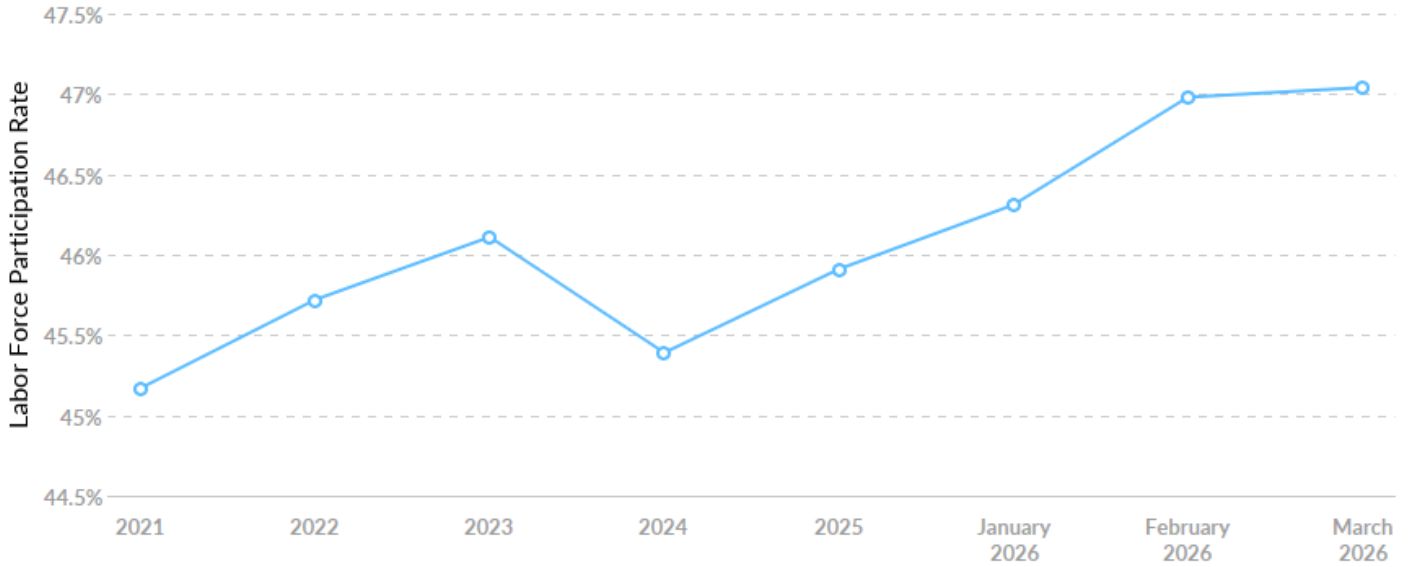
Job Trends

From 2020 to 2025, jobs increased by **16.1%** in Storey County, NV from 18,155 to **21,081**. This change **outpaced the national growth rate of 10.6%** by 5.5%.



Timeframe	Jobs
2020	18,155
2021	19,758
2022	19,878
2023	19,568
2024	19,673
2025	21,081
2026	22,240
2027	23,208
2028	24,038
2029	24,770
2030	25,236

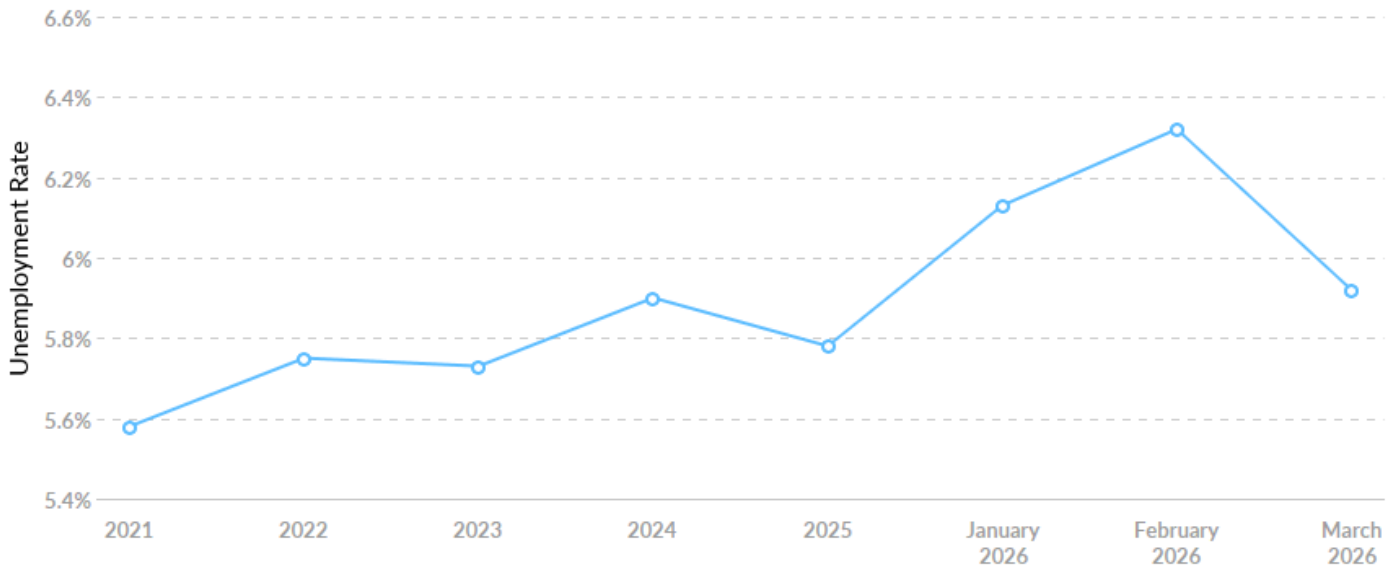
Labor Force Participation Rate Trends



Timeframe	Labor Force Participation Rate
2021	45.17%
2022	45.72%
2023	46.11%
2024	45.39%
2025	45.91%
January 2026	46.31%
February 2026	46.98%
March 2026	47.04%

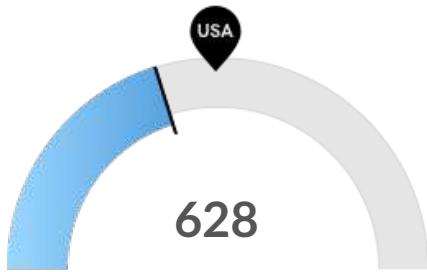
Unemployment Rate Trends

Storey County, NV had a March 2026 unemployment rate of 5.92%, **increasing from 5.58%** 5 years before.



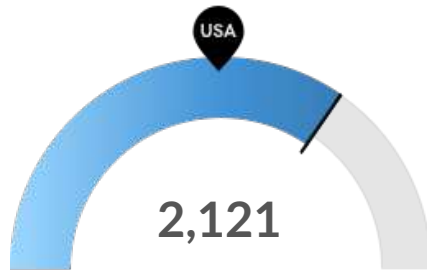
Timeframe	Unemployment Rate
2021	5.58%
2022	5.75%
2023	5.73%
2024	5.90%
2025	5.78%
January 2026	6.13%
February 2026	6.32%
March 2026	5.92%

Population Characteristics



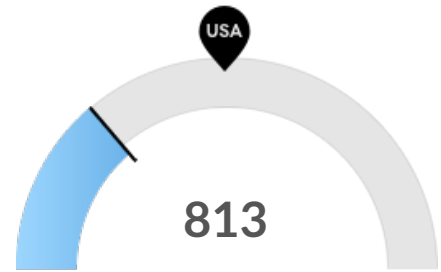
Millennials

Storey County, NV has 628 millennials (ages 25-39). The national average for an area this size is 842.



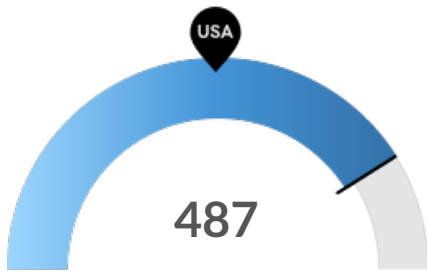
Retiring Soon

Retirement risk is high in Storey County, NV. The national average for an area this size is 1,243 people 55 or older, while there are 2,121 here.



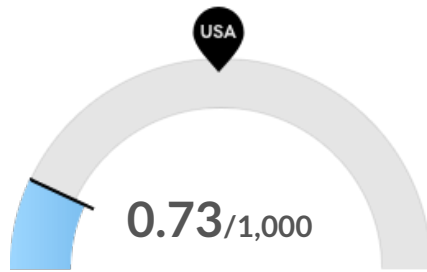
Racial Diversity

Racial diversity is low in Storey County, NV. The national average for an area this size is 1,749 racially diverse people, while there are 813 here.



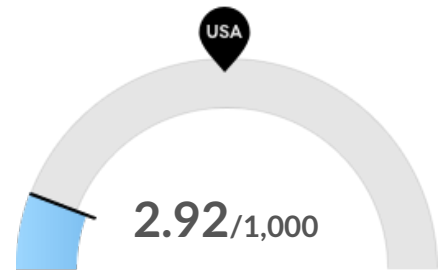
Veterans

Storey County, NV has 487 veterans. The national average for an area this size is 196.



Violent Crime

Storey County, NV has 0.73 violent crimes per 1,000 people. The national rate is 3.38 per 1,000 people.



Property Crime

Storey County, NV has 2.92 property crimes per 1,000 people. The national rate is 16.44 per 1,000 people.

Place of Work vs Place of Residence

Understanding where talent in Storey County, NV currently works compared to where talent lives can help you optimize site decisions. For example, the #1 ranked ZIP for employment ranks #2 for resident workers. The top ZIP for resident workers is 89440.



Where Talent Works

ZIP	Name	2025 Employment
89437	Sparks, NV (in Storey co...	19,482
89440	Virginia City, NV (in Sto...	1,599

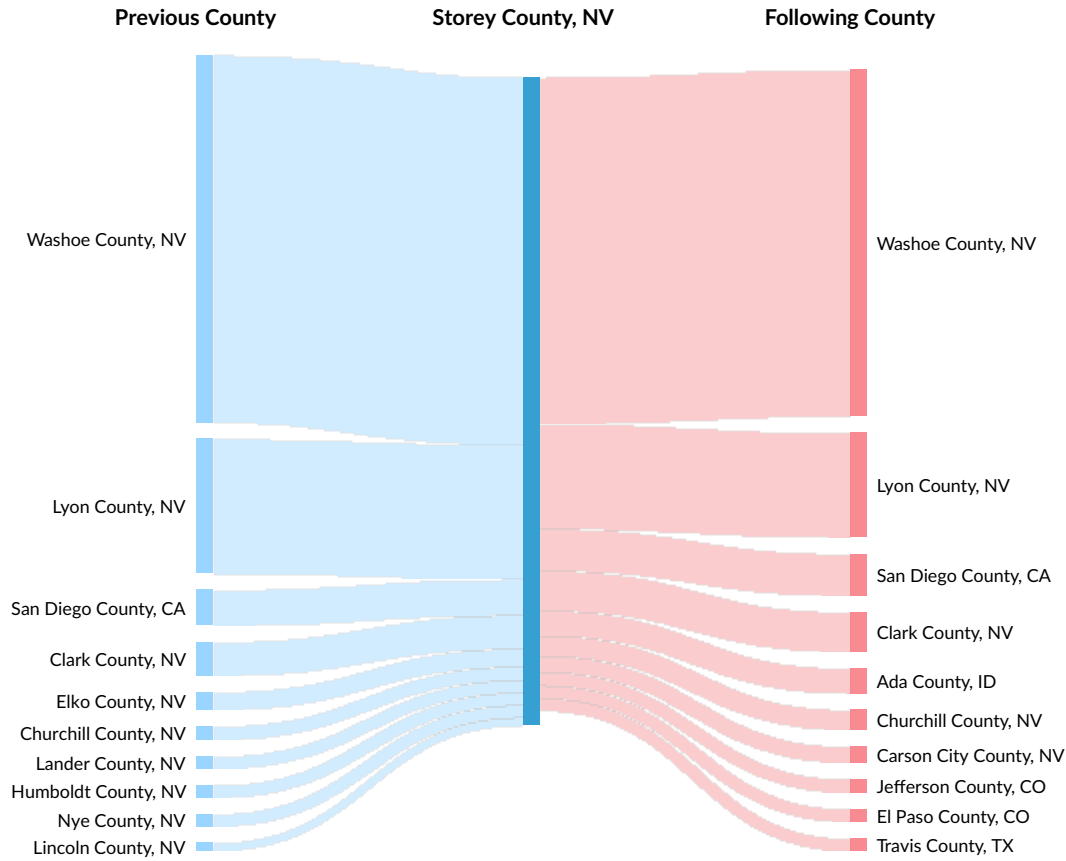
Where Talent Lives

ZIP	Name	2025 Workers
89440	Virginia City, NV (in Sto...	459
89437	Sparks, NV (in Storey co...	130

Inbound and Outbound Migration

The table below analyzes past and current residents of Storey County, NV. The left column shows residents of other counties migrating to Storey County, NV. The right column shows residents migrating from Storey County, NV to other counties.

As of 2023, 126 people have migrated from Washoe County, NV to Storey County, NV. In the same year, 118 people left Storey County, NV migrating to Washoe County, NV. The total Net Migration for Storey County, NV in 2023 was 23.

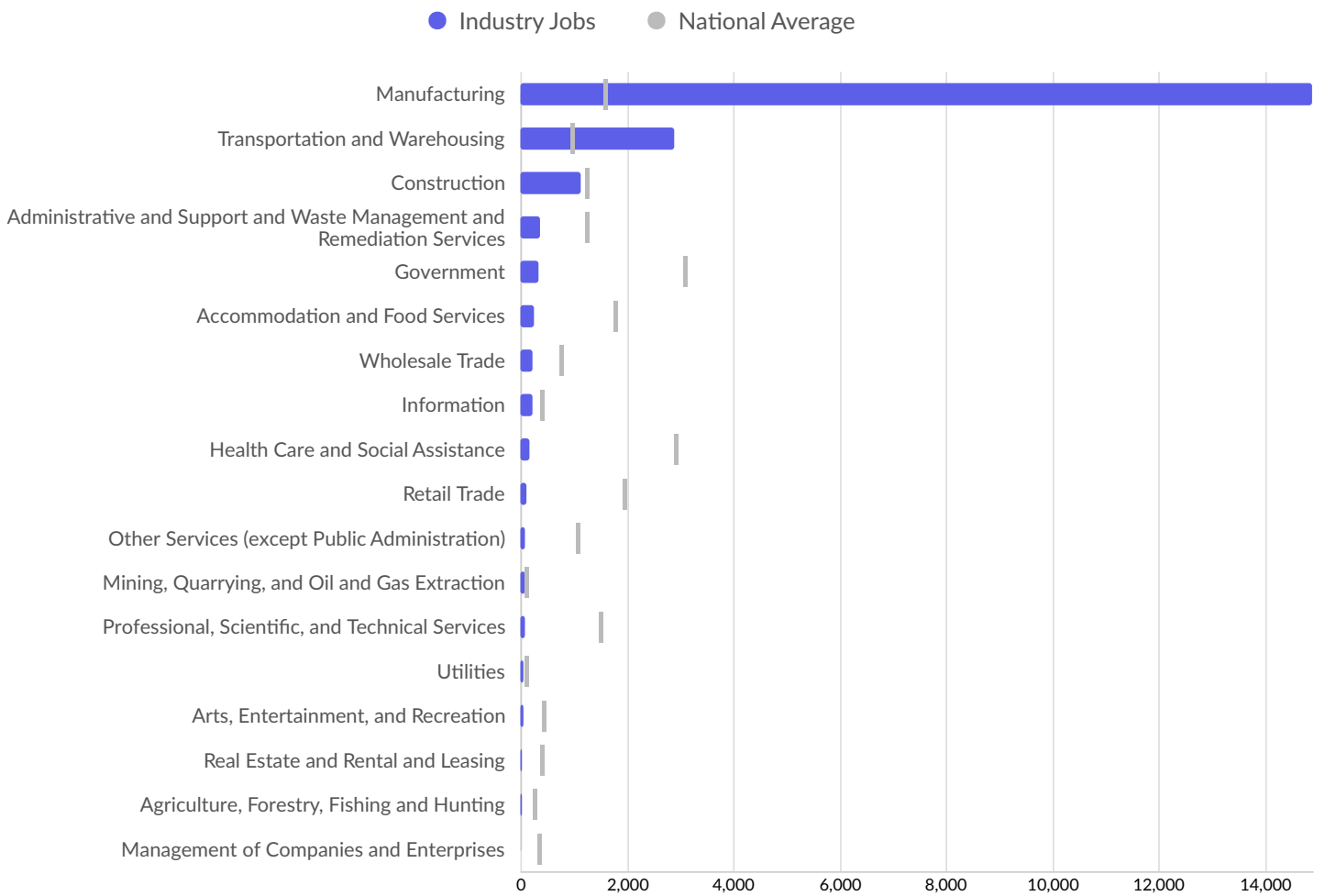


Top Previous Counties	Migrations
Washoe County, NV	126
Lyon County, NV	46
San Diego County, CA	12
Clark County, NV	11
Elko County, NV	6
Churchill County, NV	5

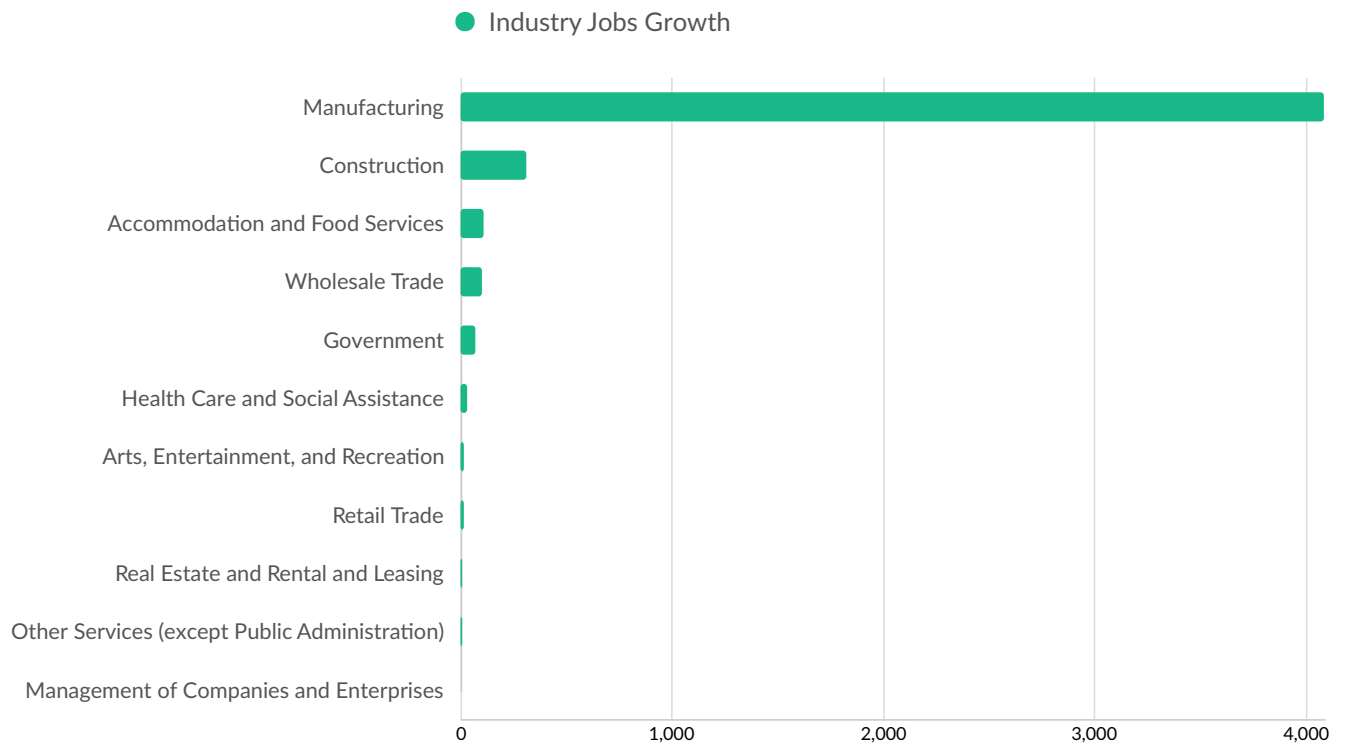
Top Previous Counties	Migrations
Lander County, NV	4
Humboldt County, NV	4
Nye County, NV	4
Lincoln County, NV	3
Douglas County, NV	3
Richland County, OH	3
Maricopa County, AZ	2
Turner County, SD	2
Eureka County, NV	2
Top Following Counties	Migrations
Washoe County, NV	118
Lyon County, NV	36
San Diego County, CA	14
Clark County, NV	14
Ada County, ID	9
Churchill County, NV	7
Carson City County, NV	6
Jefferson County, CO	5
El Paso County, CO	4
Travis County, TX	4
Rockdale County, GA	4
Tarrant County, TX	4
Sandoval County, NM	3
Elko County, NV	3
Wake County, NC	3

Industry Characteristics

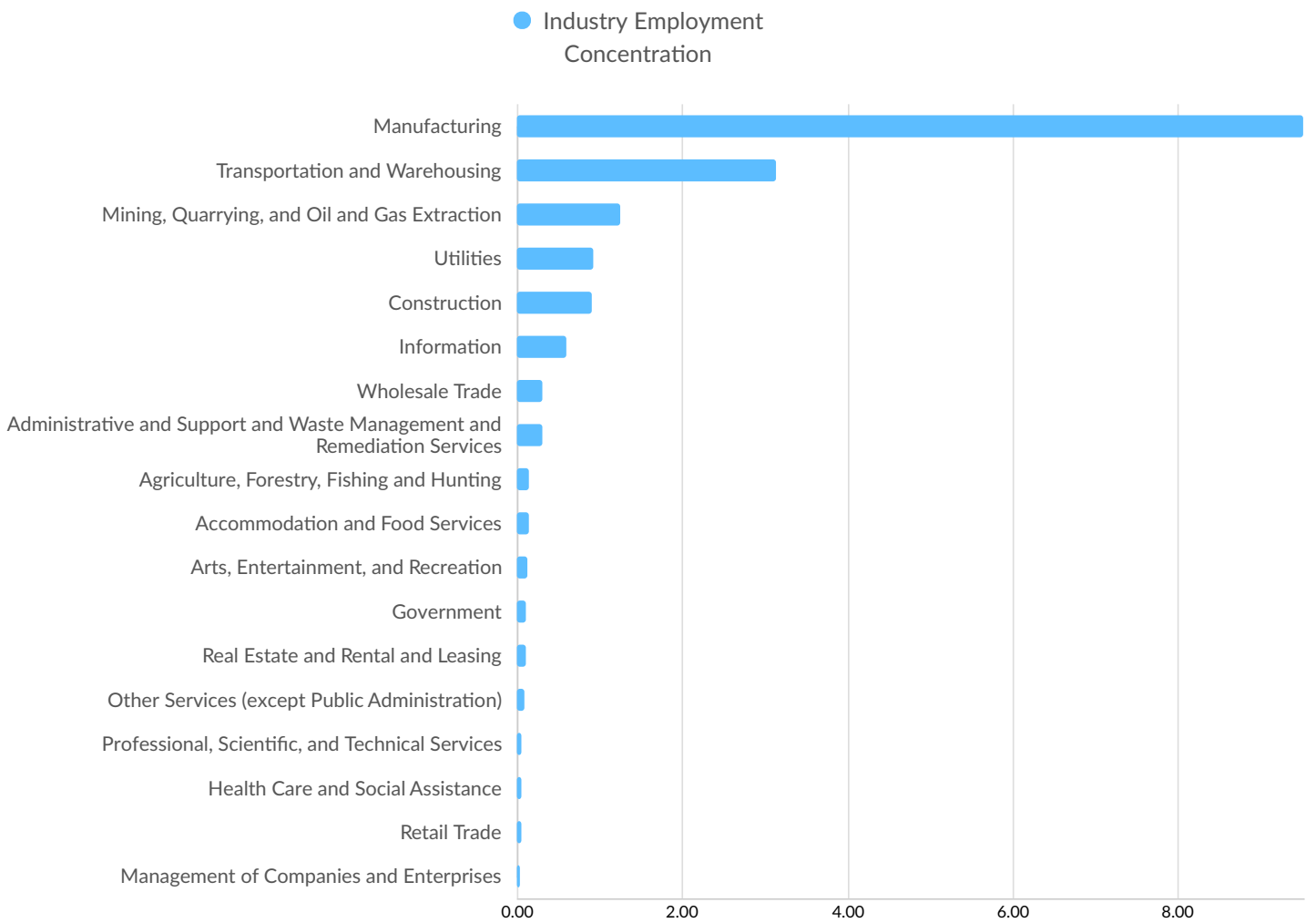
Largest Industries



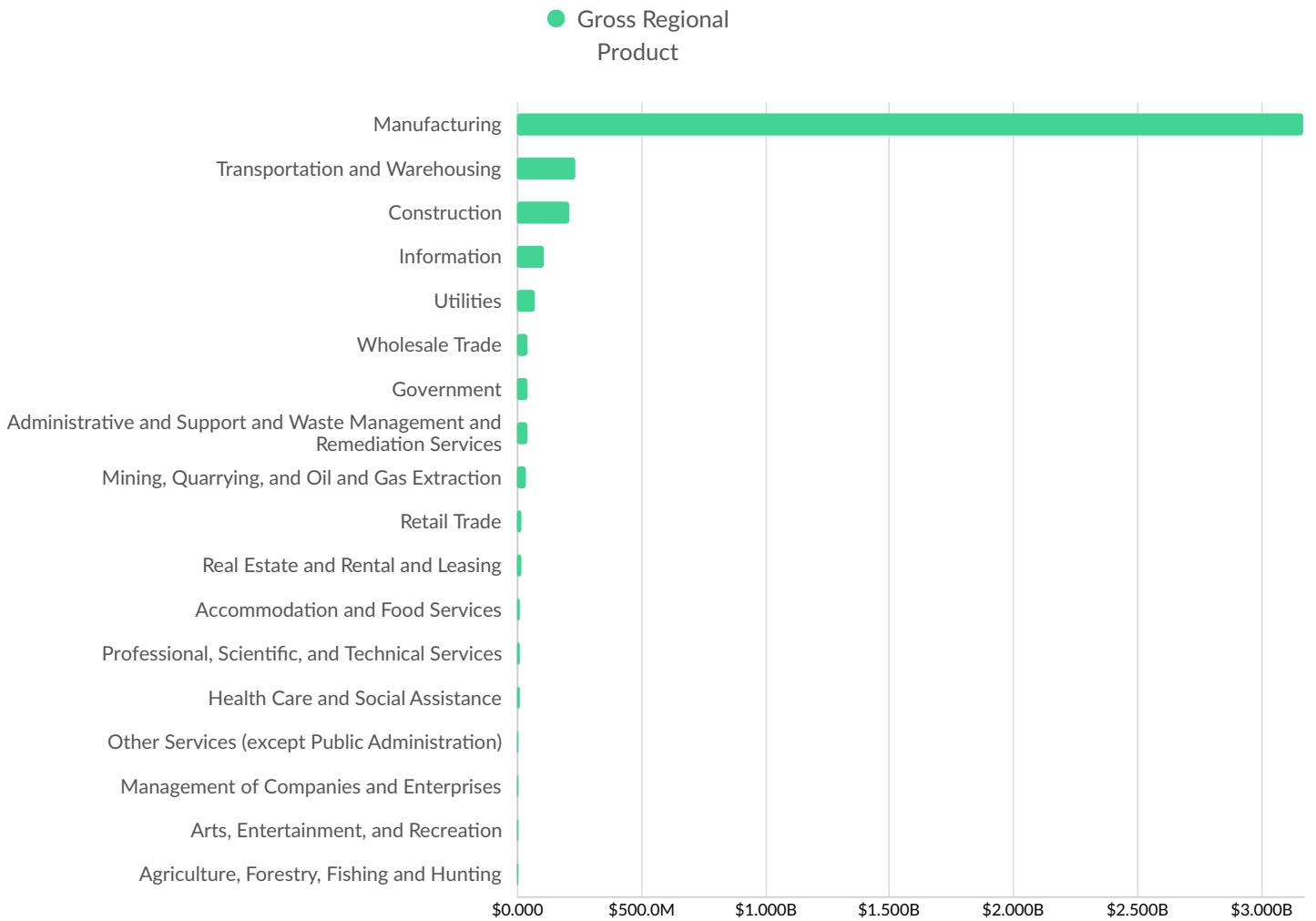
Top Growing Industries



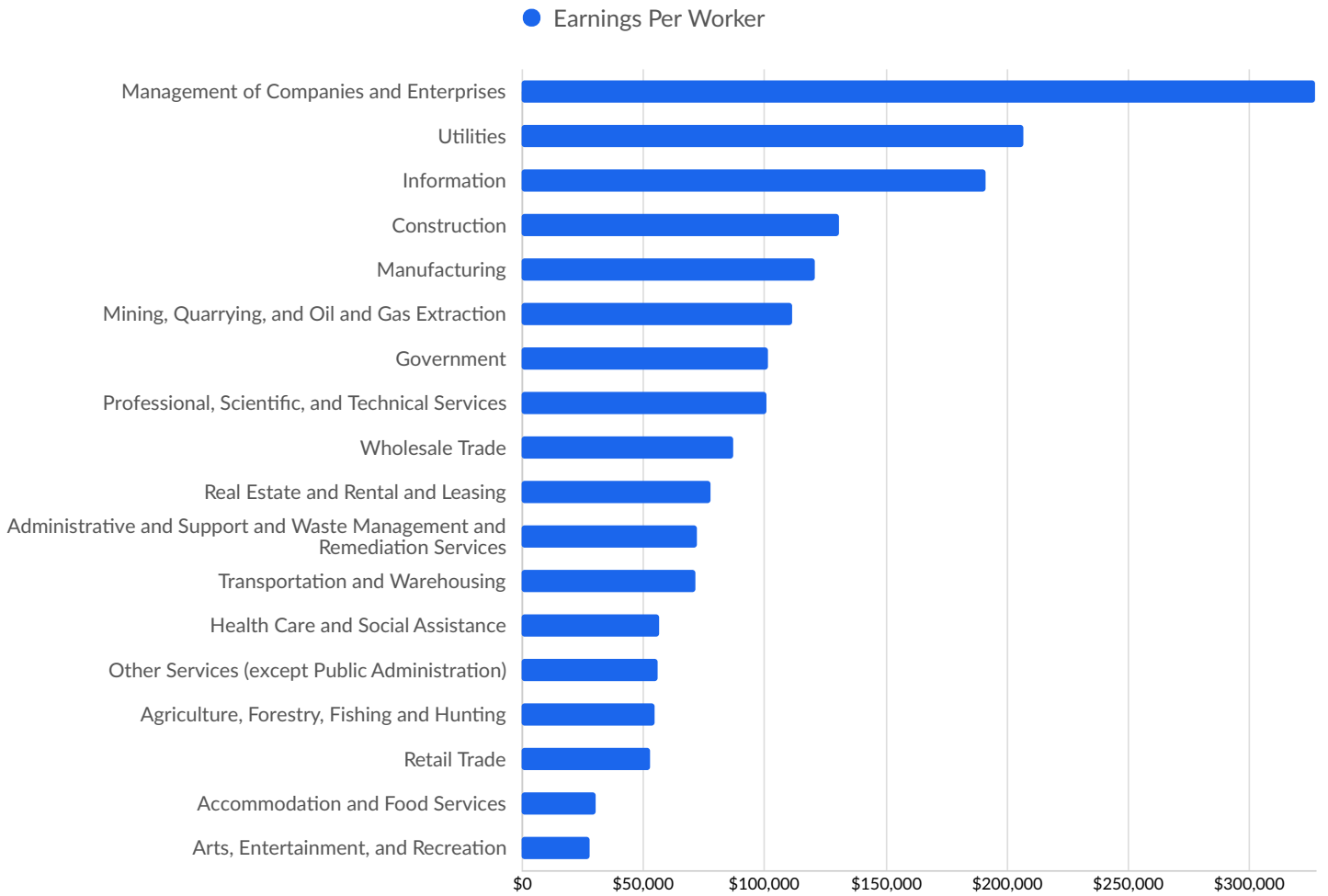
Top Industry Employment Concentration



Top Industry GRP























Top Industry Earnings



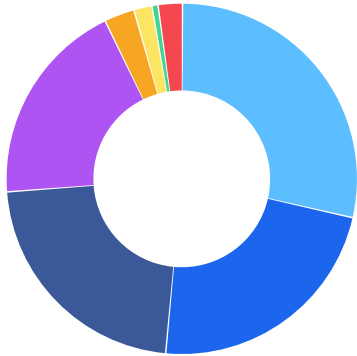
Business Characteristics

191 Companies Employ Your Workers

Online profiles for your workers mention 191 companies as employers, with the top 10 appearing below. In the last 12 months, 327 companies in Storey County, NV posted job postings, with the top 10 appearing below.

Top Companies	Profiles	Top Companies Posting	Unique Postings
Comstock	10 	County Of Storey	58 
Storey County School District	10 	Tesla	32 
Storey County Sheriffs Office / ...	9 	Aara Technologies Private Limite...	19 
County Of Storey	5 	BMC - Building Materials And C...	14 
Sysco	5 	Ledcor Construction	14 
Community Chest	4 	Allied Universal	13 
State of Nevada	4 	ManpowerGroup	12 
Cafe Del Rio	3 	Northern Nevada Medical Center	12 
International Game Technology	3 	IBM	10 
Silverland Inn & Suites	3 	Boot Barn	9 

Business Size

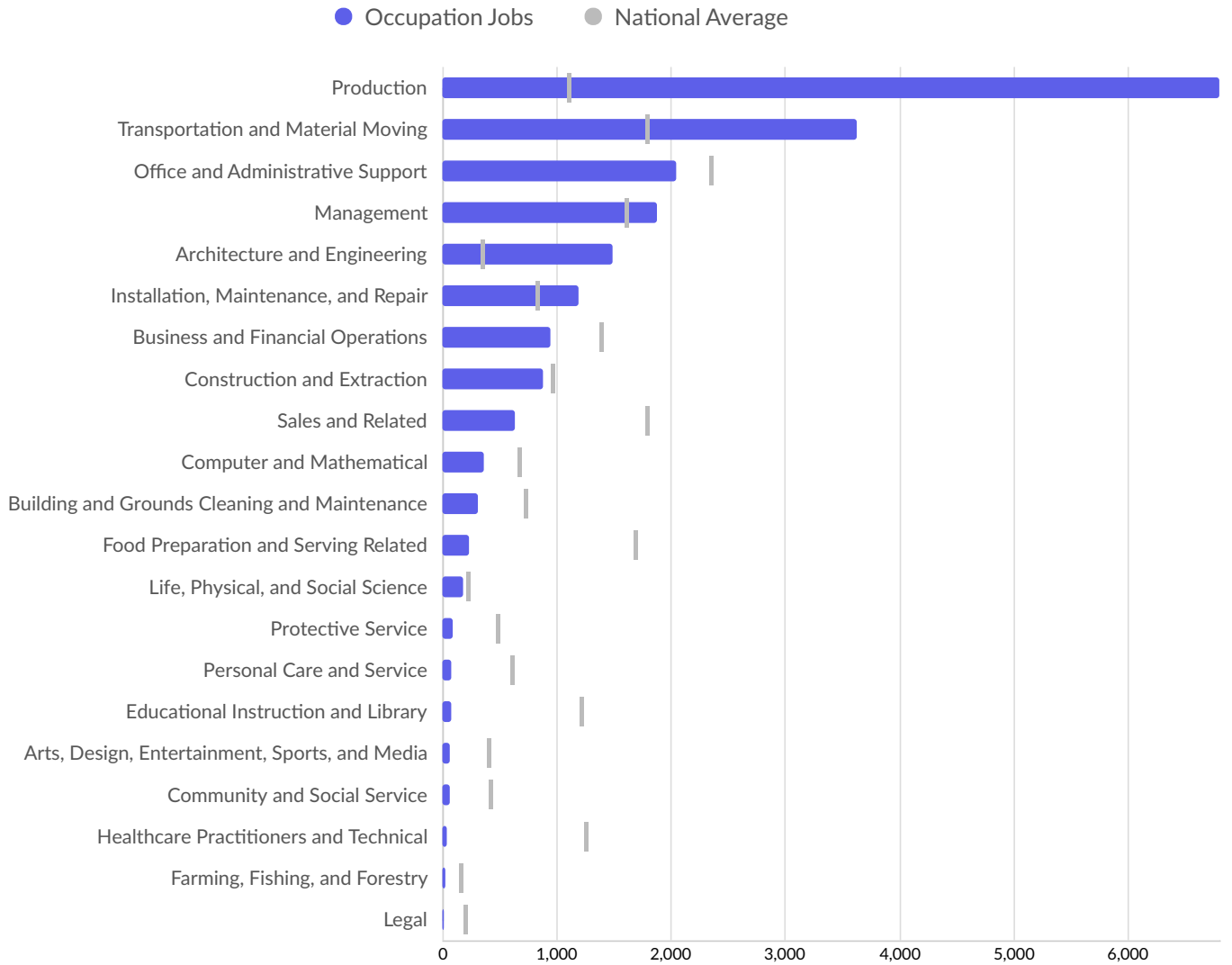


	Percentage	Business Count
● 1 to 4 employees	28.5%	51
● 5 to 9 employees	22.9%	41
● 10 to 19 employees	22.3%	40
● 20 to 49 employees	19.0%	34
● 50 to 99 employees	2.8%	5
● 100 to 249 employees	1.7%	3
● 250 to 499 employees	0.6%	1
● 500+ employees	2.2%	4

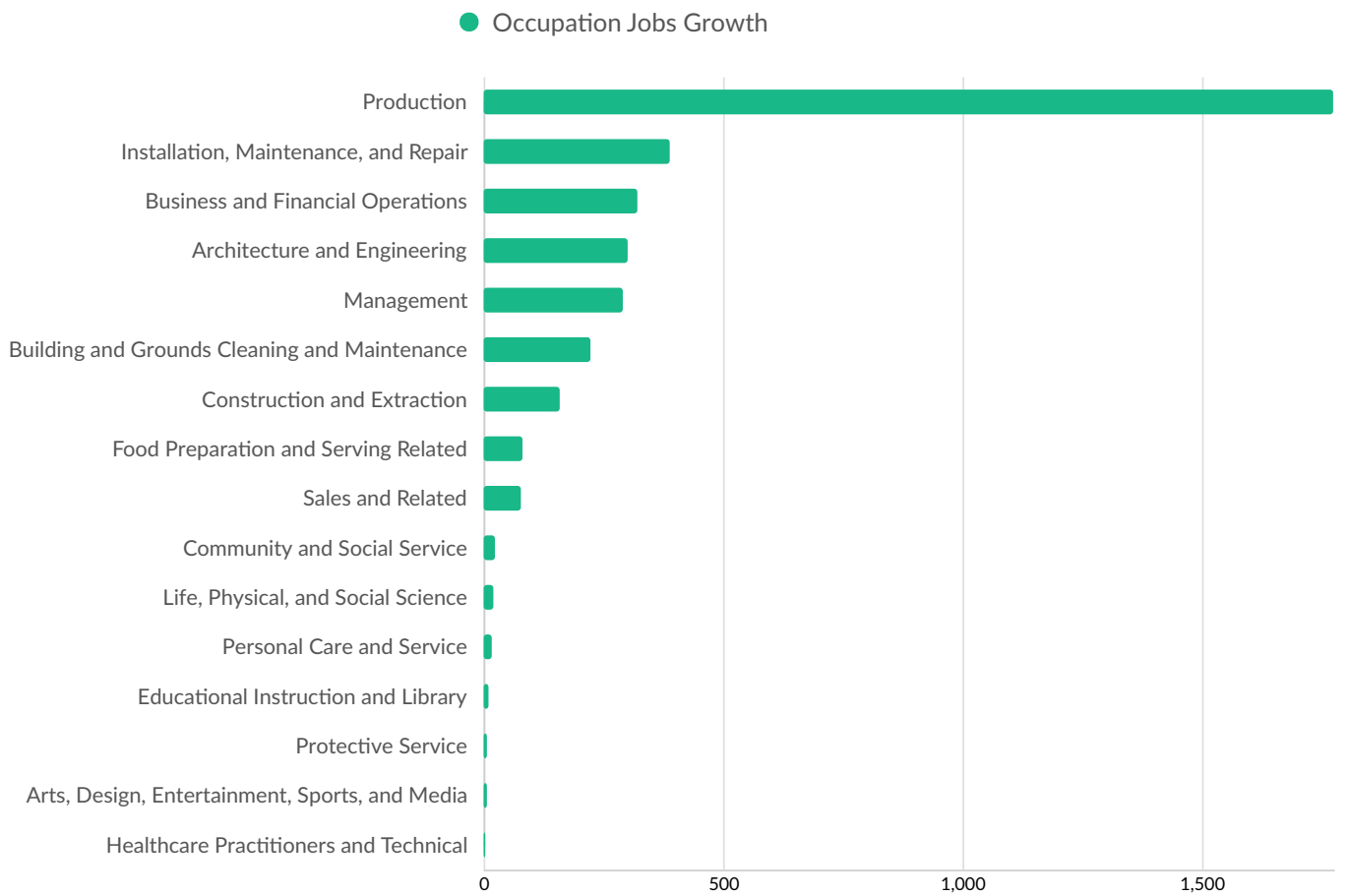
**Business Data by DatabaseUSA.com is third-party data provided by Lightcast to its customers as a convenience, and Lightcast does not endorse or warrant its accuracy or consistency with other published Lightcast data. In most cases, the Business Count will not match total companies with profiles on the summary tab.*

Workforce Characteristics

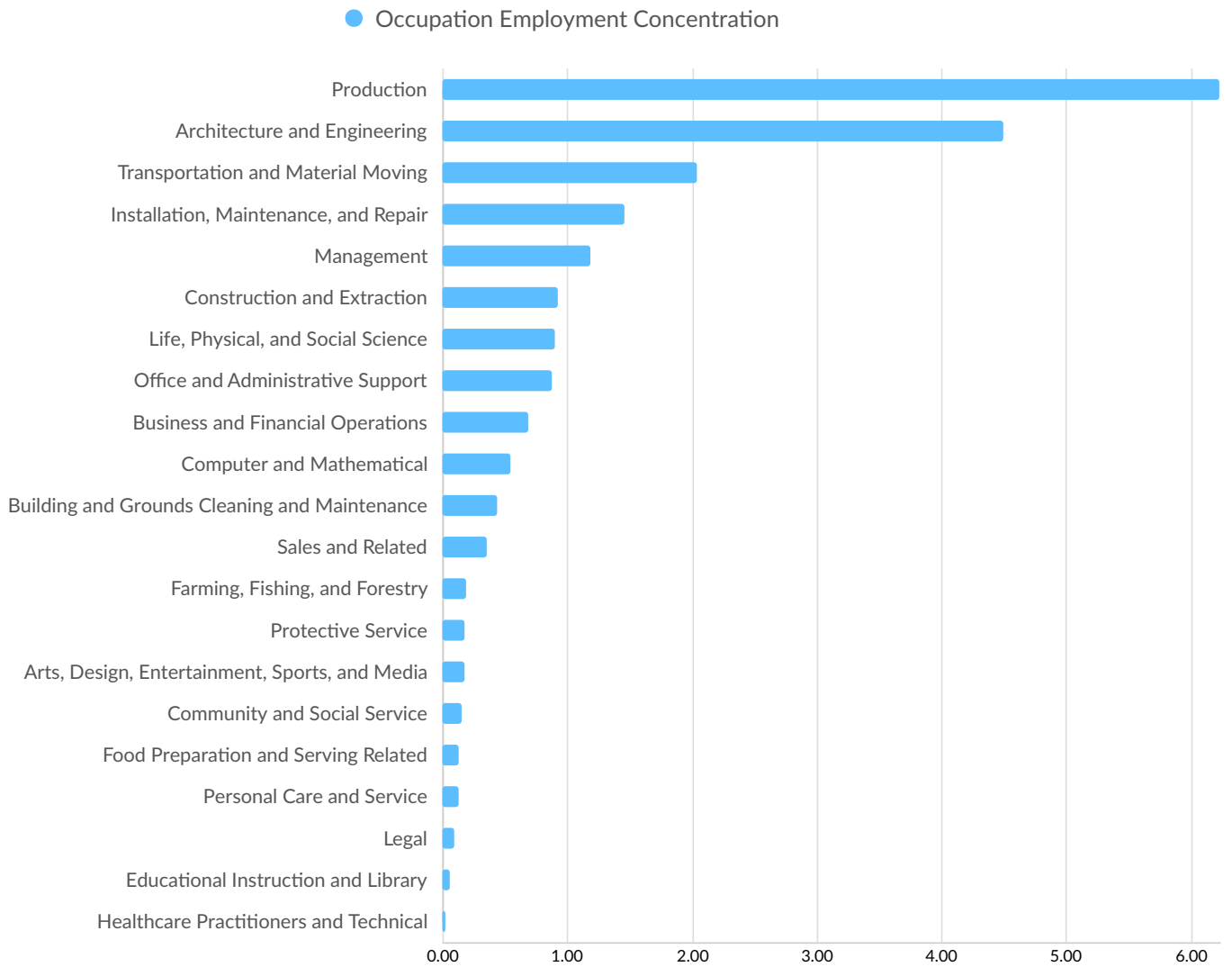
Largest Occupations



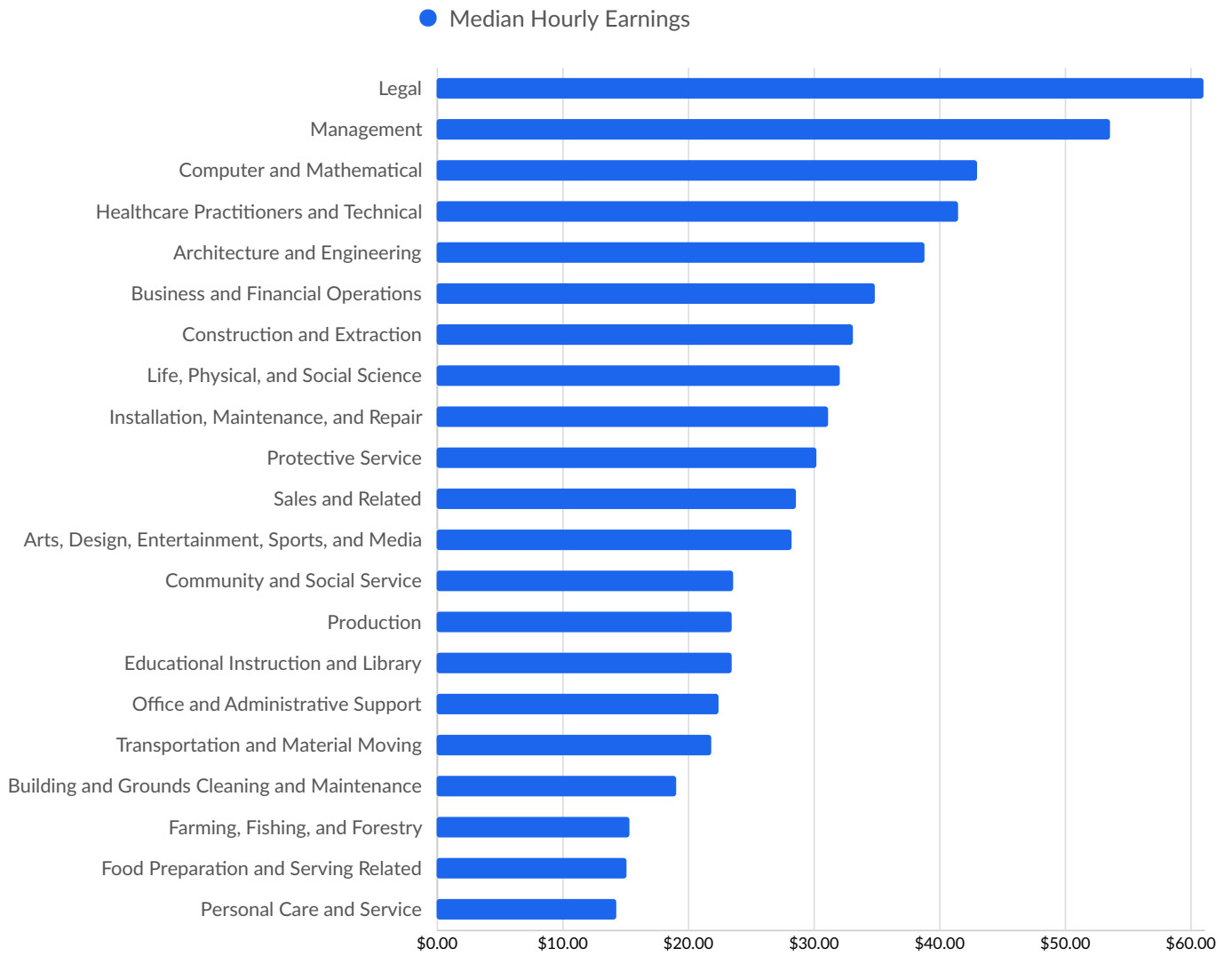
Top Growing Occupations



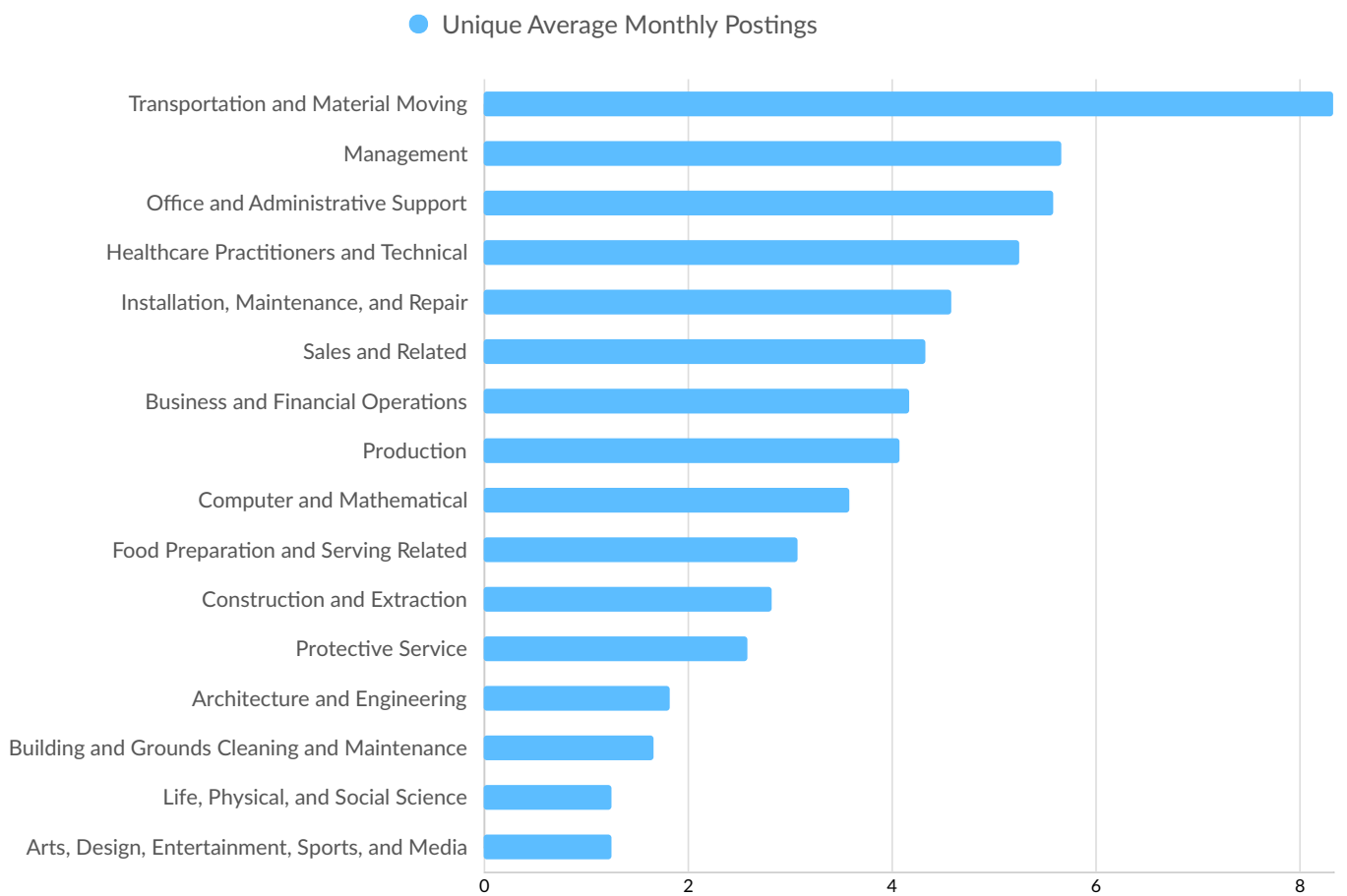
Top Occupation Employment Concentration



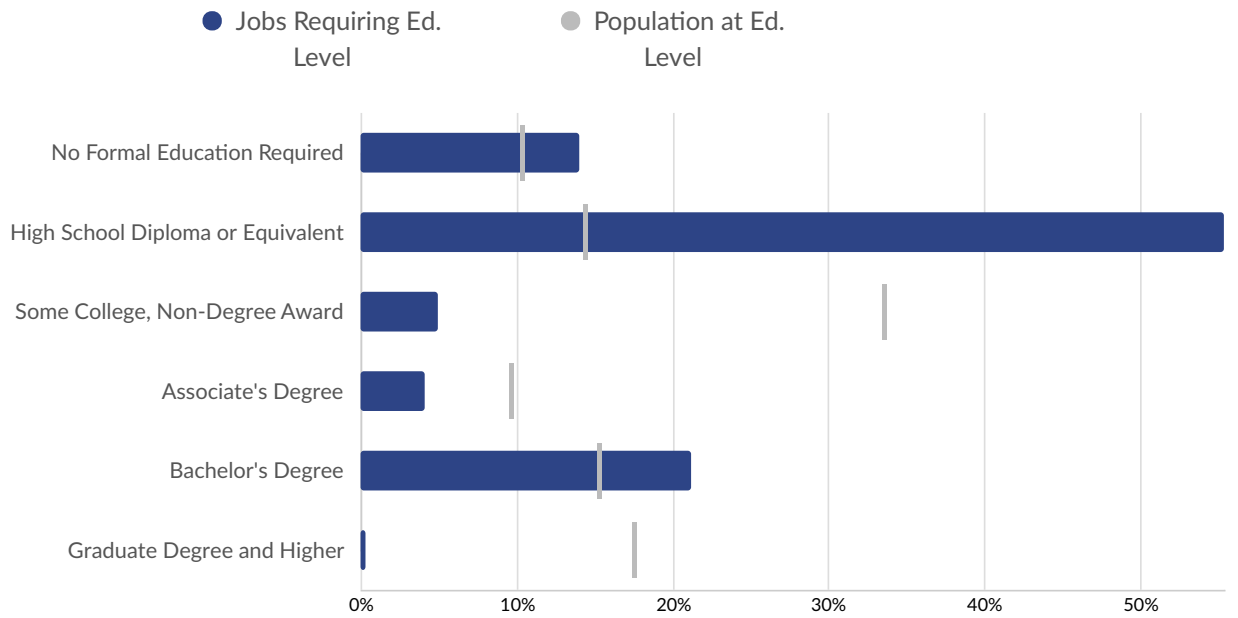
Top Occupation Earnings



Top Posted Occupations



Underemployment



Educational Pipeline

Over the last 5 years, no schools in Storey County, NV produced graduates.

In-Demand Skills

