



Douglas County, NV



GOED

NEVADA GOVERNOR'S OFFICE OF ECONOMIC DEVELOPMENT

808 W. Nye Lane
Carson City, Nevada 89703

Contents

Report Parameters	1
Economy Overview	2
Unemployment by Demographics	4
Historic & Projected Trends	8
Population Characteristics	12
Inbound and Outbound Migration	14
Industry Characteristics	16
Business Characteristics	21
Workforce Characteristics	23
Educational Pipeline	29
In-Demand Skills	30

Report Parameters

1 County

32005 Douglas County, NV

Class of Worker

QCEW Employees, Non-QCEW Employees, and Self-Employed

The information in this report pertains to the chosen geographical area.

Economy Overview

49,553

Population (2025)

Population **grew by 24** over the last 5 years but is projected to **decrease by 768** over the next 5 years.

24,369

Total Regional Employment

Jobs **grew by 3,445** over the last 5 years and are projected to **grow by 1,365** over the next 5 years.

\$90.8K

Median Household Income (2024)

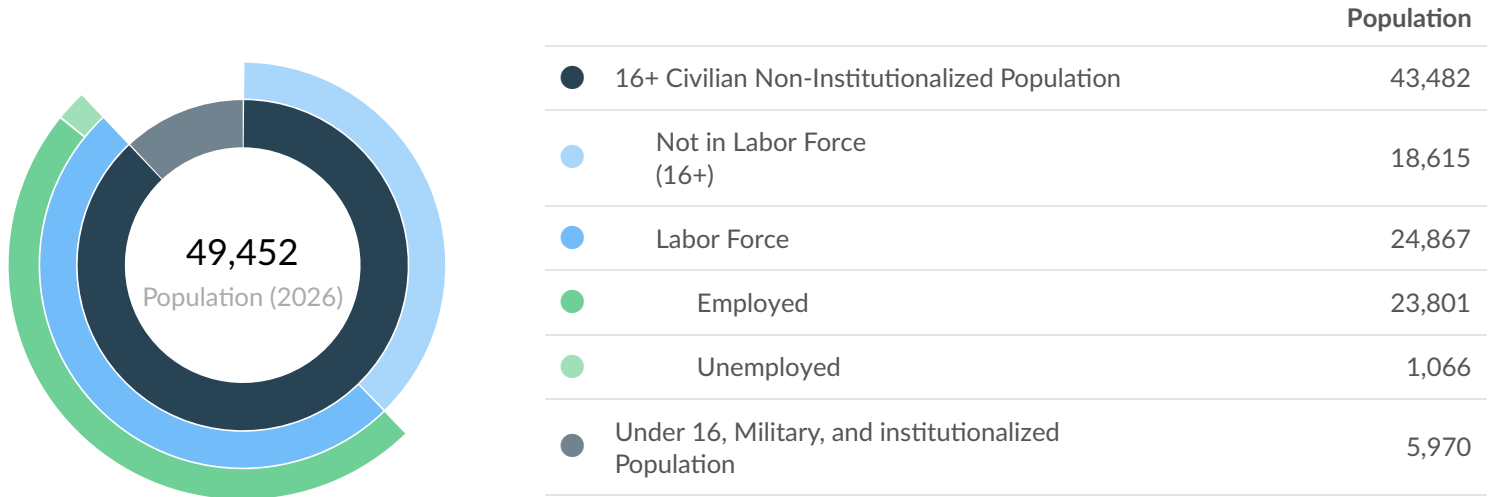
Median household income is **\$10.0K above** the national median household income of \$80.7K.

Takeaways

- As of 2025 the region's population **increased by 0.0%** since 2020, growing by 24. Population is expected to **decrease by 1.5%** between 2025 and 2030, losing 768.
- From 2020 to 2025, jobs **increased by 16.5%** in Douglas County, NV from 20,924 to **24,369**. This change **outpaced the national growth rate of 10.6% by 5.9%**. As the number of jobs increased, the **labor force participation rate increased from 55.0% to 57.3% between 2020 and 2025**.
- Concerning educational attainment, **20.9% of Douglas County, NV residents possess a Bachelor's Degree** (0.9% below the national average), and **11.0% hold an Associate's Degree** (2.2% above the national average).
- The top three industries in 2025 are Traveler Accommodation, Local Government, Excluding Education and Hospitals, and Restaurants and Other Eating Places.

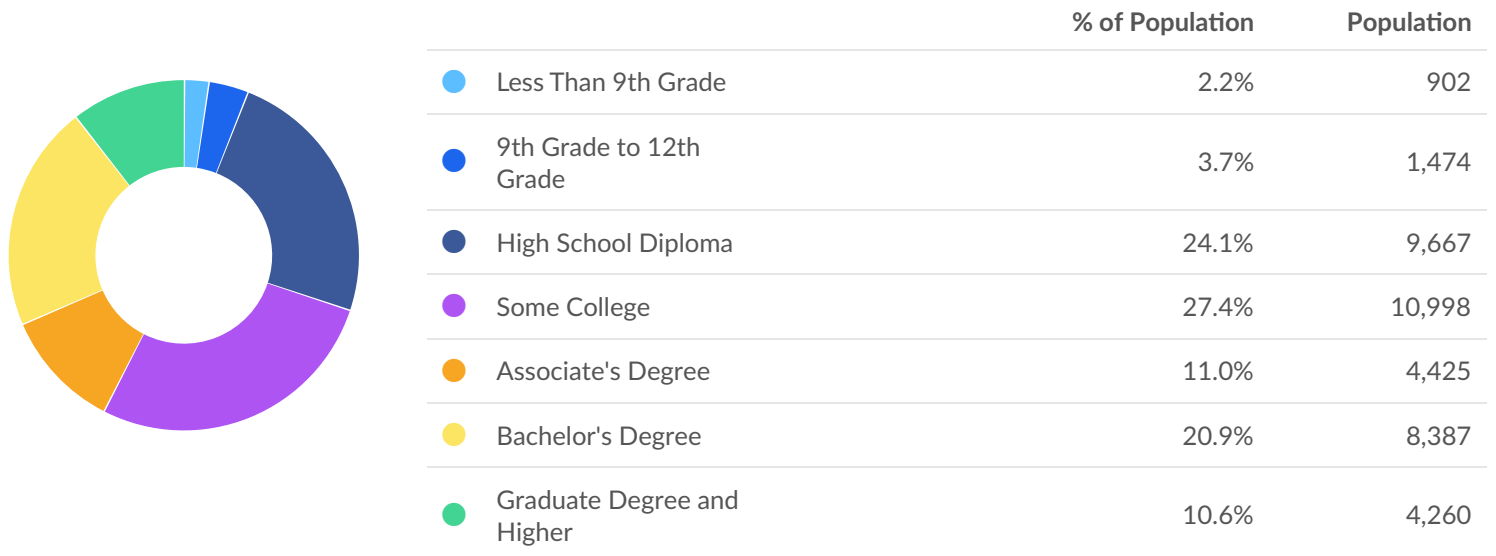
	Population (2026)	Labor Force (Mar 2026)	Jobs (2025)	Cost of Living	GRP	Imports	Exports
Region	49,452	24,867	24,369	120.4	\$4.56B	\$5.24B	\$4.19B
State	3,316,686	1,703,609	1,743,240	111.5	\$282.76B	\$217.55B	\$259.58B

Mar 2026 Labor Force Breakdown



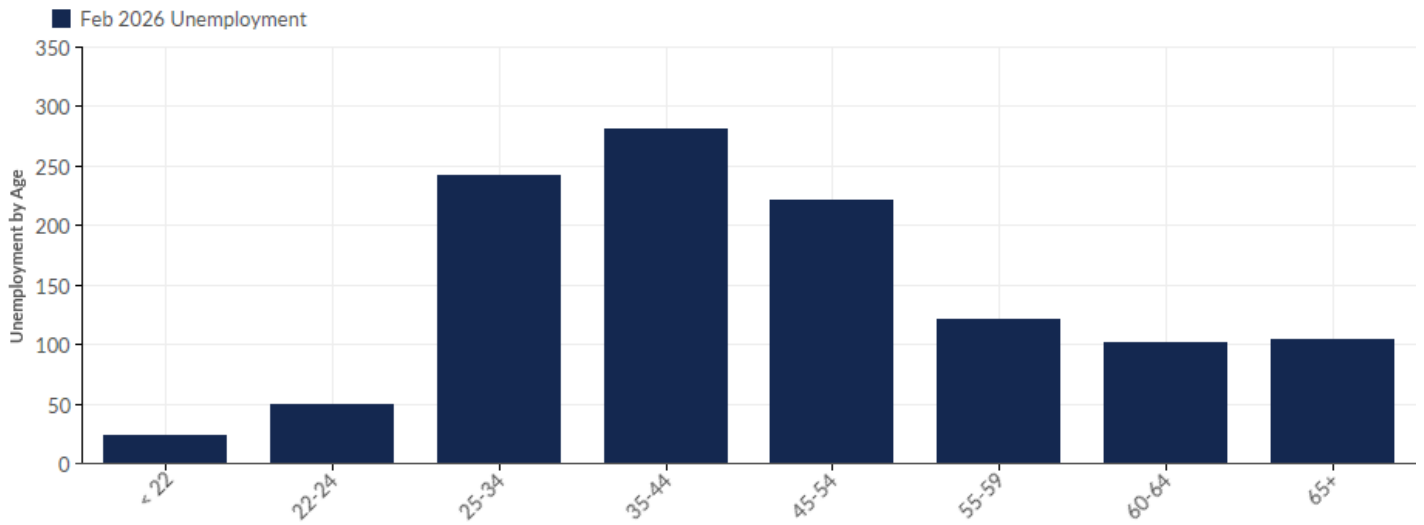
Educational Attainment

Concerning educational attainment, **20.9% of Douglas County, NV residents possess a Bachelor's Degree** (0.9% below the national average), and **11.0% hold an Associate's Degree** (2.2% above the national average).



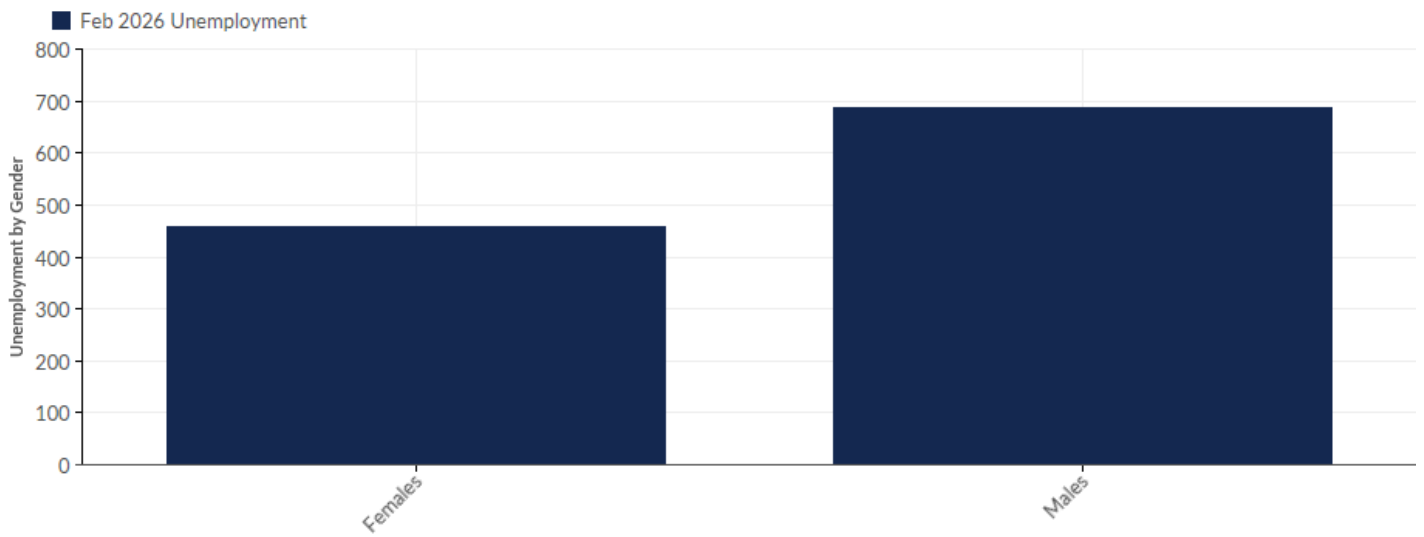
Unemployment by Demographics

Unemployment by Age



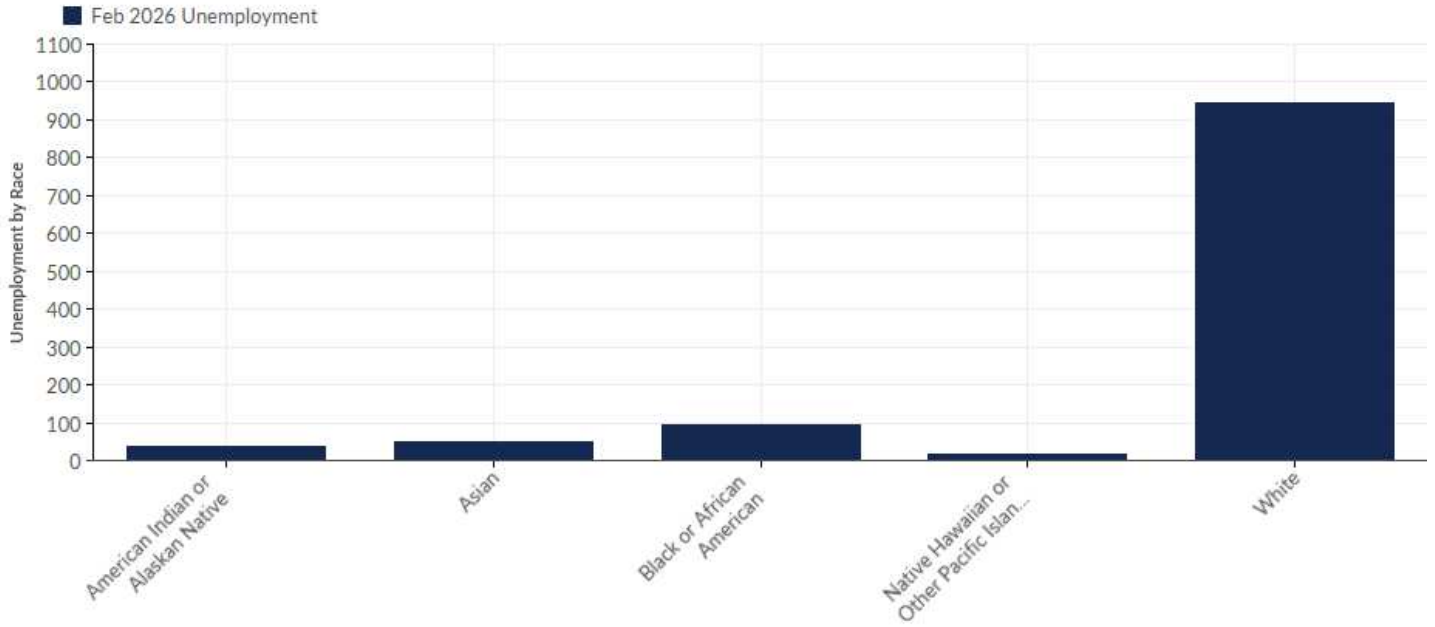
Age	Unemployment (Feb 2026)	% of Unemployed
< 22	23	2.01%
22-24	49	4.28%
25-34	242	21.15%
35-44	281	24.56%
45-54	221	19.32%
55-59	121	10.58%
60-64	102	8.92%
65+	105	9.18%
Total	1,144	100.00%

Unemployment by Gender



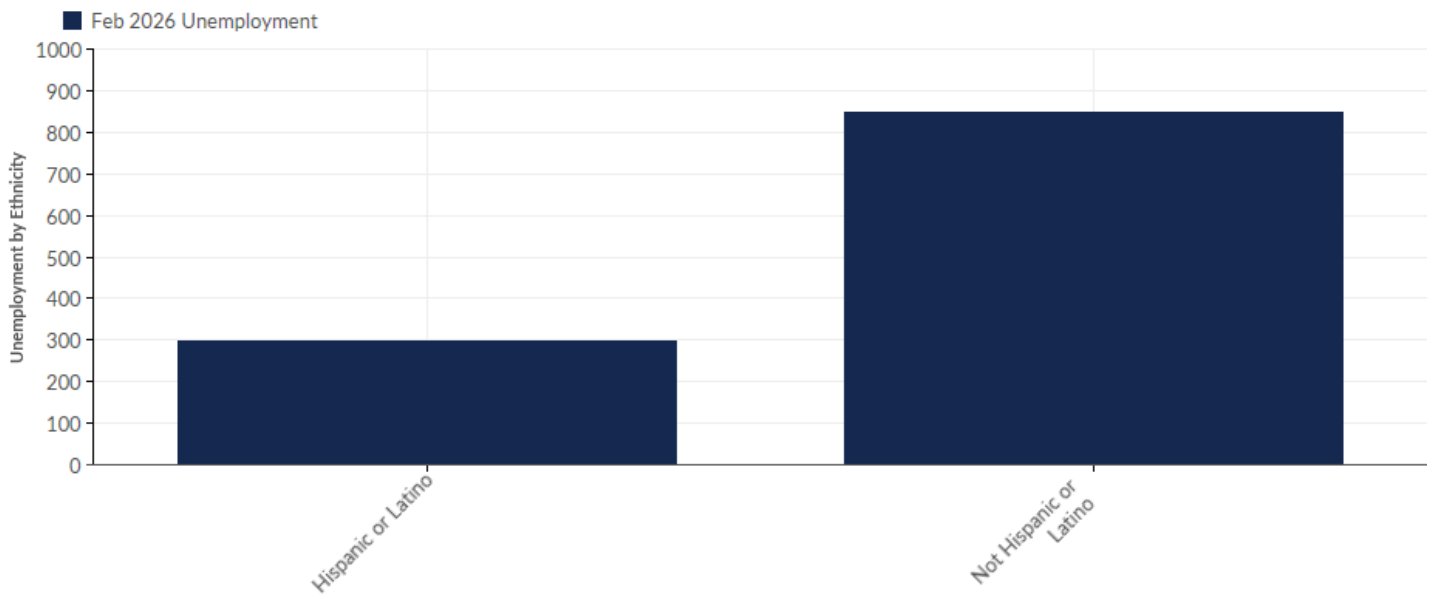
Gender	Unemployment (Feb 2026)	% of Unemployed
Females	458	40.03%
Males	686	59.97%
Total	1,144	100.00%

Unemployment by Race



Race	Unemployment (Feb 2026)	% of Unemployed
American Indian or Alaskan Native	39	3.41%
Asian	50	4.37%
Black or African American	93	8.13%
Native Hawaiian or Other Pacific Islander	16	1.40%
White	946	82.69%
Total	1,144	100.00%

Unemployment by Ethnicity

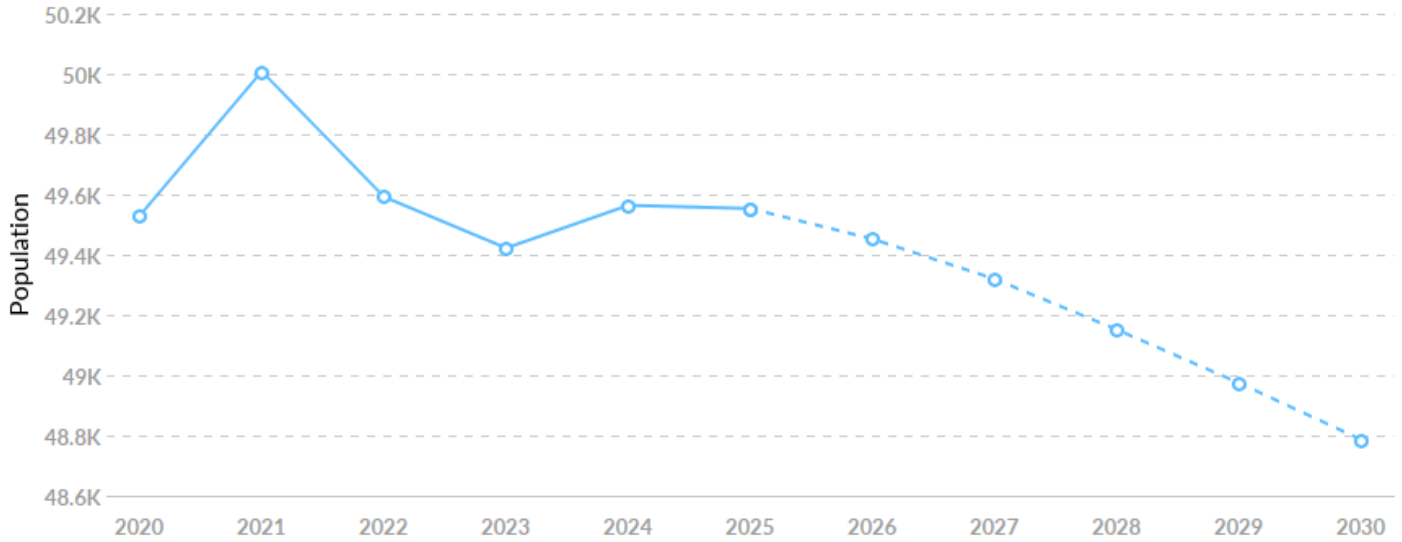


Ethnicity	Unemployment (Feb 2026)	% of Unemployed
Hispanic or Latino	297	25.96%
Not Hispanic or Latino	847	74.04%
Total	1,144	100.00%

Historic & Projected Trends

Population Trends

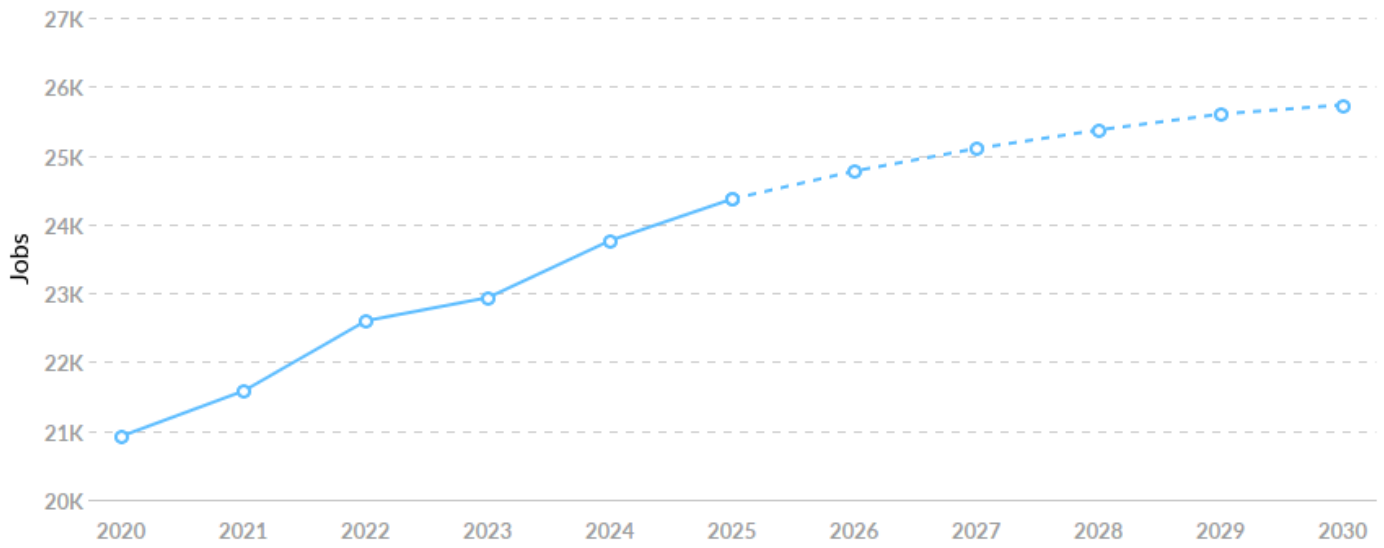
As of 2025 the region's population increased by 0.0% since 2020, growing by 24. Population is expected to decrease by 1.5% between 2025 and 2030, losing 768.



Timeframe	Population
2020	49,529
2021	50,008
2022	49,592
2023	49,422
2024	49,564
2025	49,553
2026	49,452
2027	49,319
2028	49,151
2029	48,974
2030	48,786

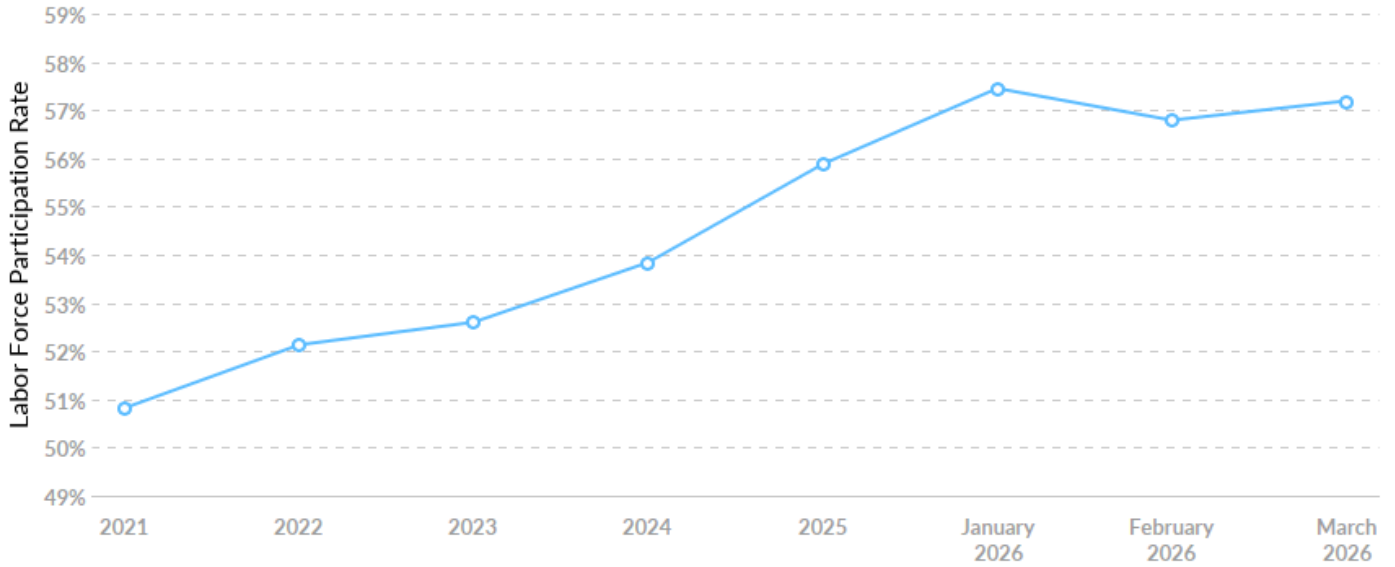
Job Trends

From 2020 to 2025, jobs increased by **16.5%** in Douglas County, NV from 20,924 to **24,369**. This change **outpaced the national growth rate of 10.6%** by **5.9%**.



Timeframe	Jobs
2020	20,924
2021	21,581
2022	22,598
2023	22,936
2024	23,765
2025	24,369
2026	24,773
2027	25,101
2028	25,370
2029	25,601
2030	25,734

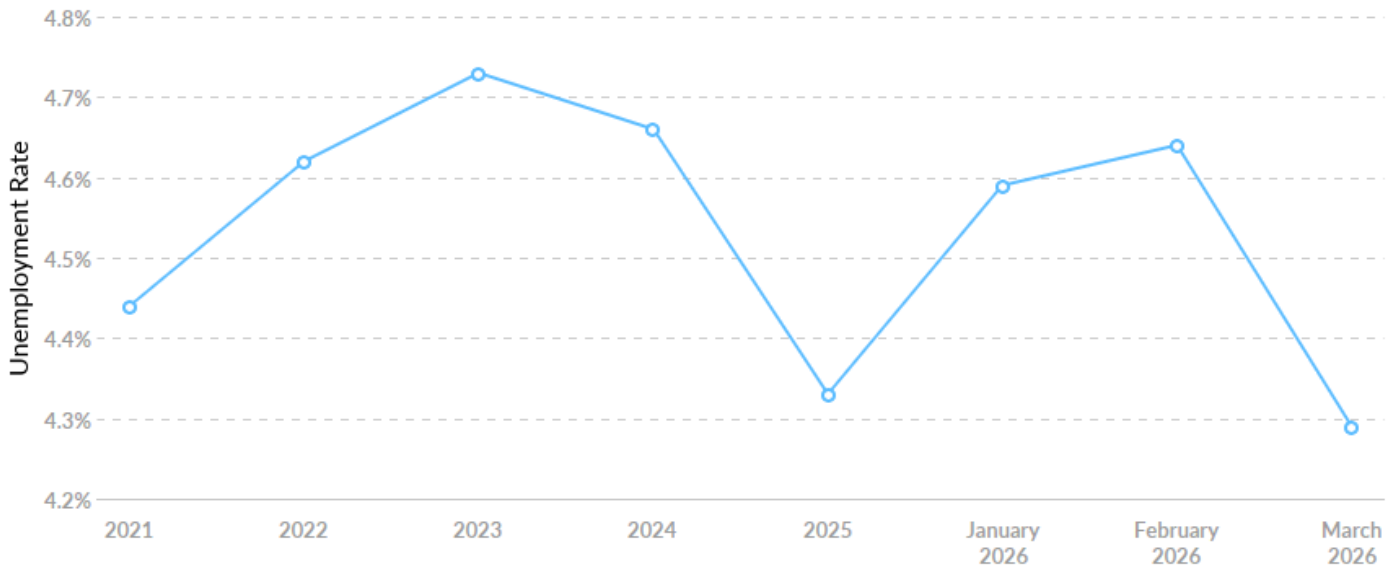
Labor Force Participation Rate Trends



Timeframe	Labor Force Participation Rate
2021	50.82%
2022	52.13%
2023	52.60%
2024	53.84%
2025	55.88%
January 2026	57.45%
February 2026	56.79%
March 2026	57.19%

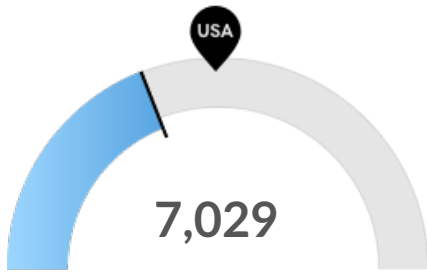
Unemployment Rate Trends

Douglas County, NV had a March 2026 unemployment rate of 4.29%, **decreasing from 4.44%** 5 years before.



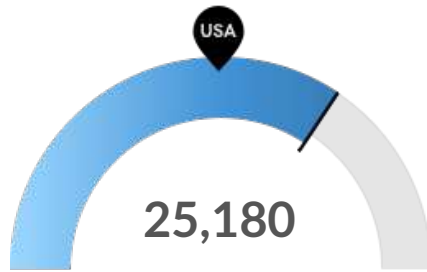
Timeframe	Unemployment Rate
2021	4.44%
2022	4.62%
2023	4.73%
2024	4.66%
2025	4.33%
January 2026	4.59%
February 2026	4.64%
March 2026	4.29%

Population Characteristics



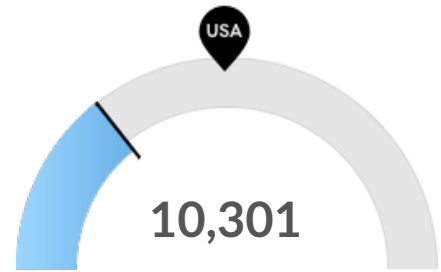
Millennials

Douglas County, NV has 7,029 millennials (ages 25-39). The national average for an area this size is 10,146.



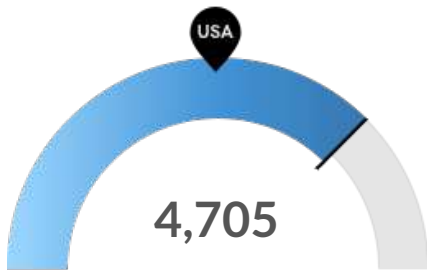
Retiring Soon

Retirement risk is high in Douglas County, NV. The national average for an area this size is 14,987 people 55 or older, while there are 25,180 here.



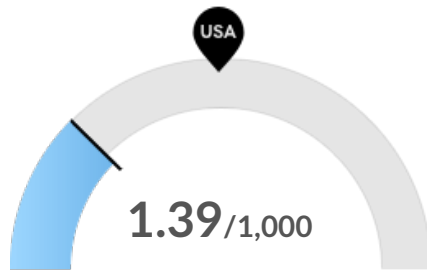
Racial Diversity

Racial diversity is low in Douglas County, NV. The national average for an area this size is 21,084 racially diverse people, while there are 10,301 here.



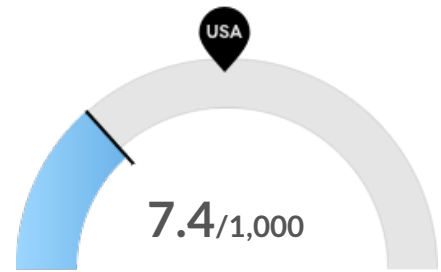
Veterans

Douglas County, NV has 4,705 veterans. The national average for an area this size is 2,359.



Violent Crime

Douglas County, NV has 1.39 violent crimes per 1,000 people. The national rate is 3.38 per 1,000 people.

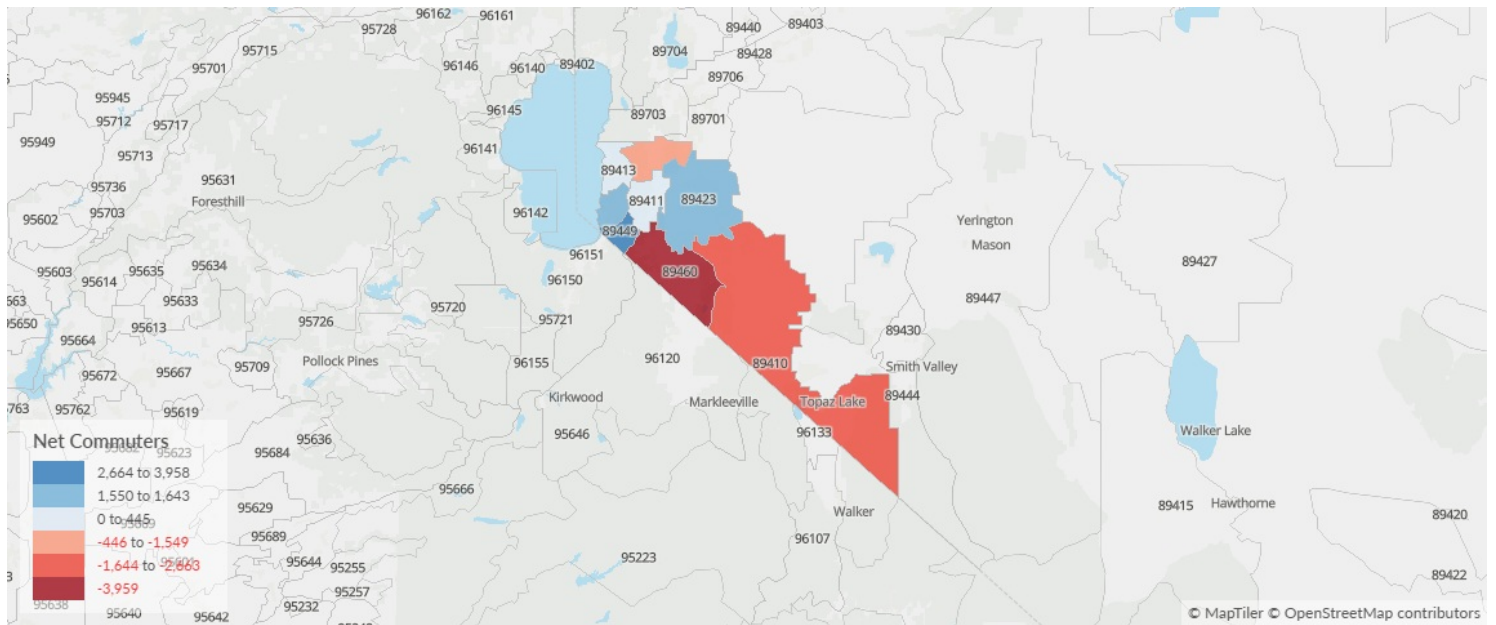


Property Crime

Douglas County, NV has 7.4 property crimes per 1,000 people. The national rate is 16.44 per 1,000 people.

Place of Work vs Place of Residence

Understanding where talent in Douglas County, NV currently works compared to where talent lives can help you optimize site decisions. For example, the #1 ranked ZIP for employment ranks #3 for resident workers. The top ZIP for resident workers is 89460.



Where Talent Works

ZIP	Name	2025 Employment
89423	Minden, NV (in Douglas...)	7,098
89410	Gardnerville, NV (in Do...)	4,667
89449	Stateline, NV (in Dougl...)	3,786
89460	Gardnerville, NV (in Do...)	3,231
89705	Carson City, NV (in Dou...)	2,660

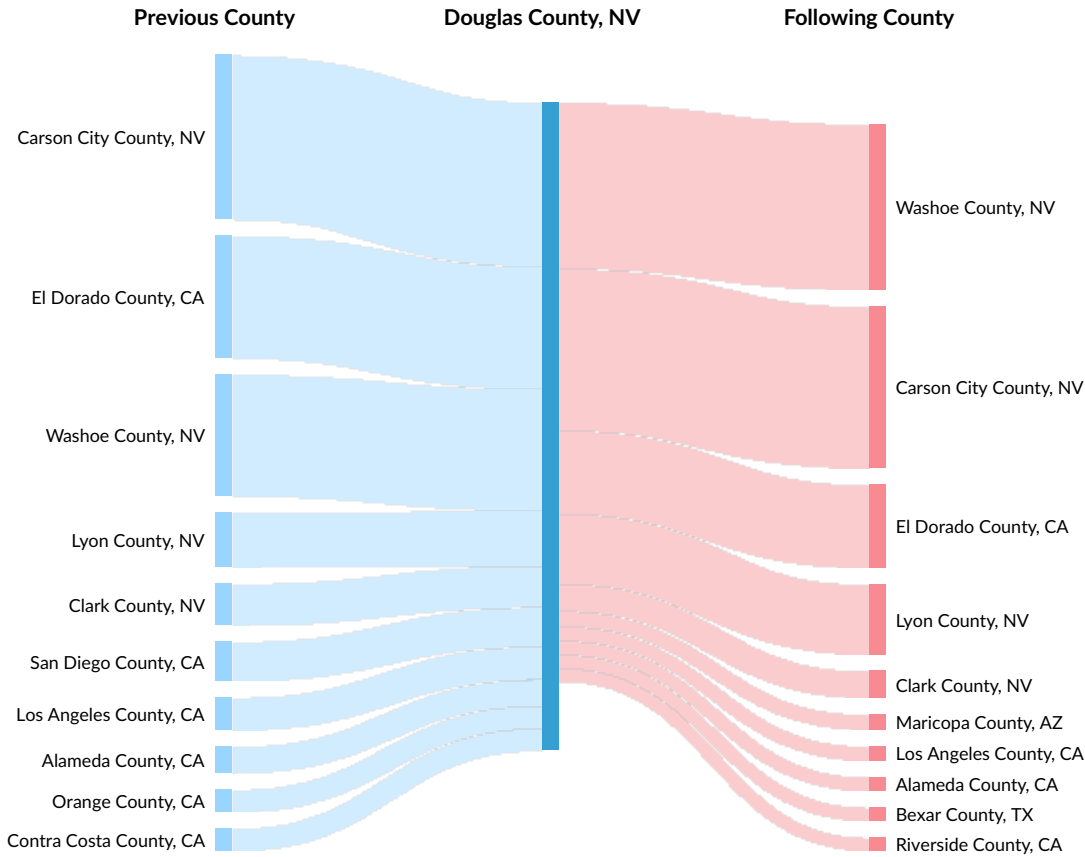
Where Talent Lives

ZIP	Name	2025 Workers
89460	Gardnerville, NV (in Do...)	7,190
89410	Gardnerville, NV (in Do...)	6,311
89423	Minden, NV (in Douglas...)	5,530
89705	Carson City, NV (in Dou...)	3,107
89449	Stateline, NV (in Dougl...)	1,122

Inbound and Outbound Migration

The table below analyzes past and current residents of Douglas County, NV. The left column shows residents of other counties migrating to Douglas County, NV. The right column shows residents migrating from Douglas County, NV to other counties.

As of 2023, 400 people have migrated from Carson City County, NV to Douglas County, NV. In the same year, 404 people left Douglas County, NV migrating to Washoe County, NV. The total Net Migration for Douglas County, NV in 2023 was 380.

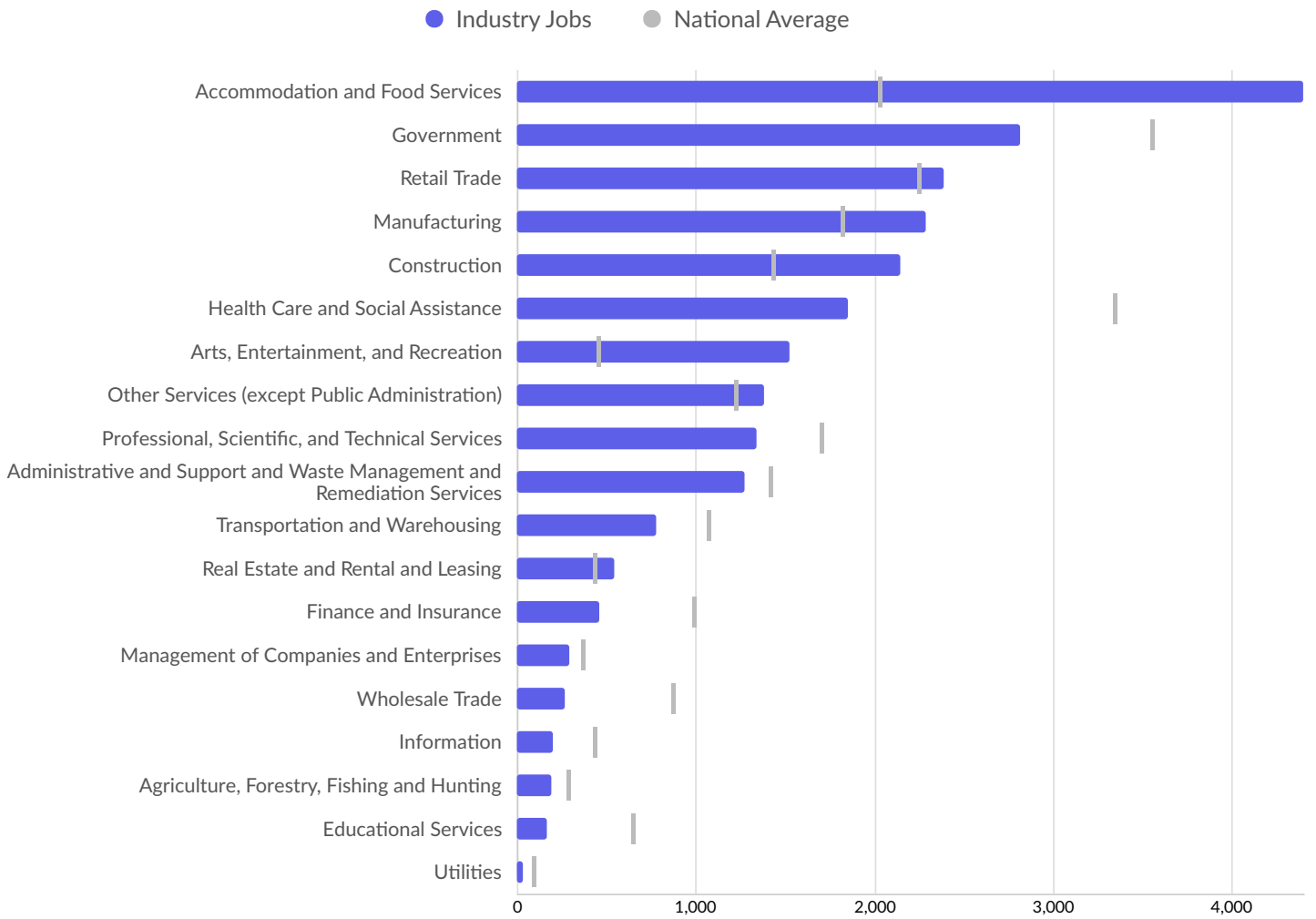


Top Previous Counties	Migrations
Carson City County, NV	400
El Dorado County, CA	298
Washoe County, NV	296
Lyon County, NV	134
Clark County, NV	101
San Diego County, CA	96

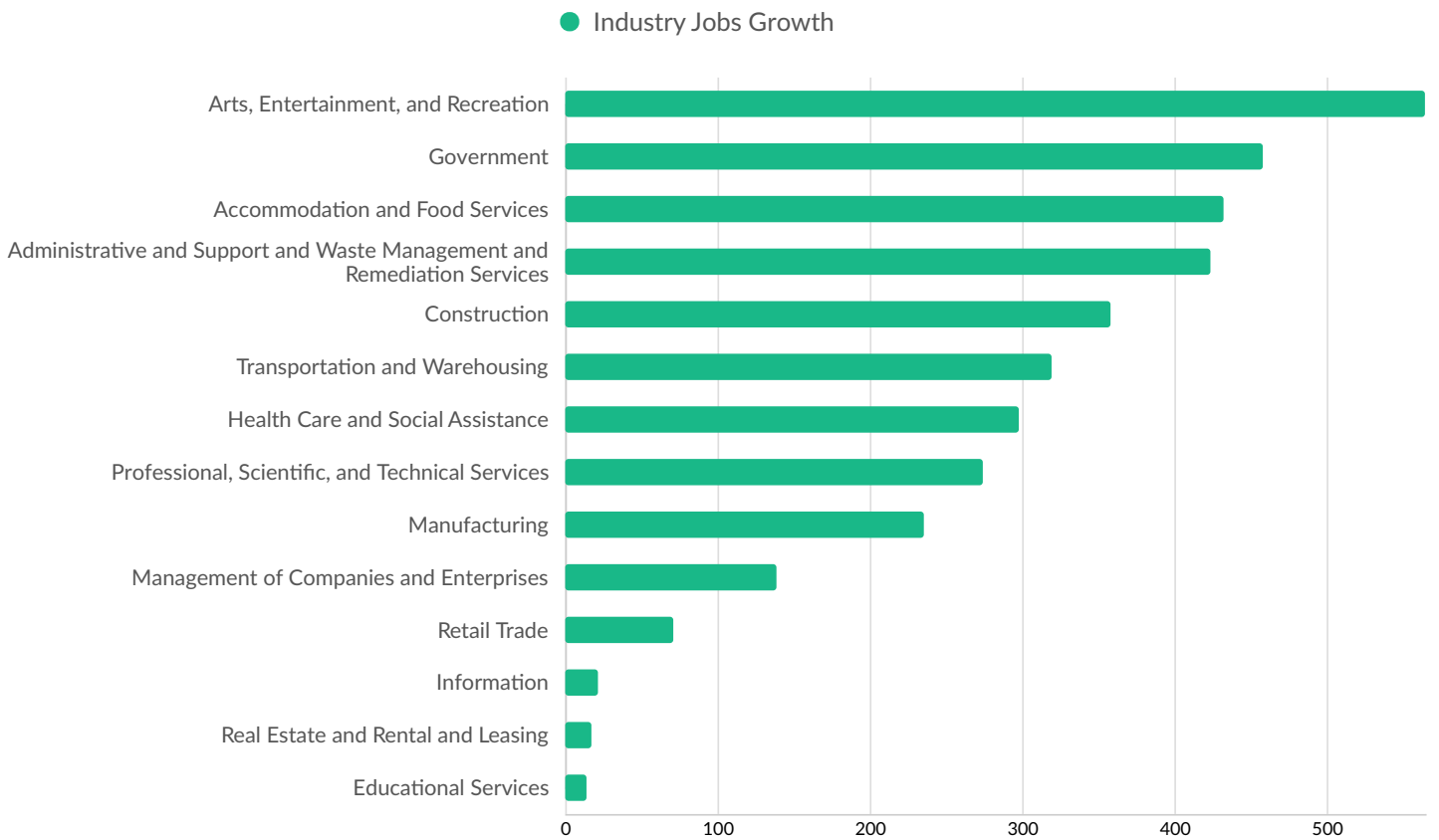
Top Previous Counties	Migrations
Los Angeles County, CA	80
Alameda County, CA	65
Orange County, CA	55
Contra Costa County, CA	54
Riverside County, CA	47
Santa Clara County, CA	47
Sacramento County, CA	43
Placer County, CA	39
Maricopa County, AZ	35
Top Following Counties	Migrations
Washoe County, NV	404
Carson City County, NV	394
El Dorado County, CA	203
Lyon County, NV	171
Clark County, NV	66
Maricopa County, AZ	37
Los Angeles County, CA	35
Alameda County, CA	34
Bexar County, TX	33
Riverside County, CA	33
Weber County, UT	32
Canyon County, ID	31
Pinal County, AZ	30
San Diego County, CA	30
Churchill County, NV	30

Industry Characteristics

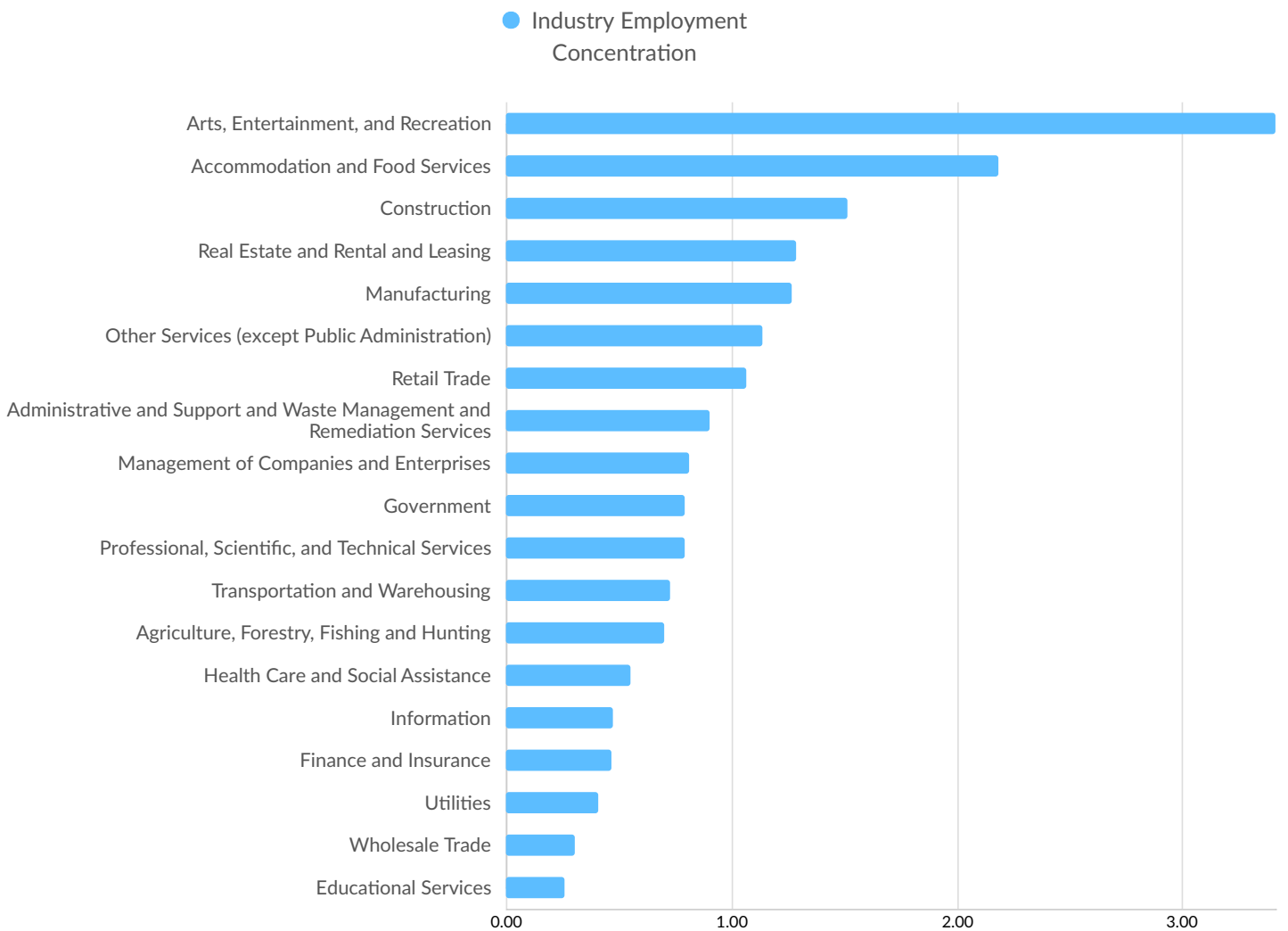
Largest Industries



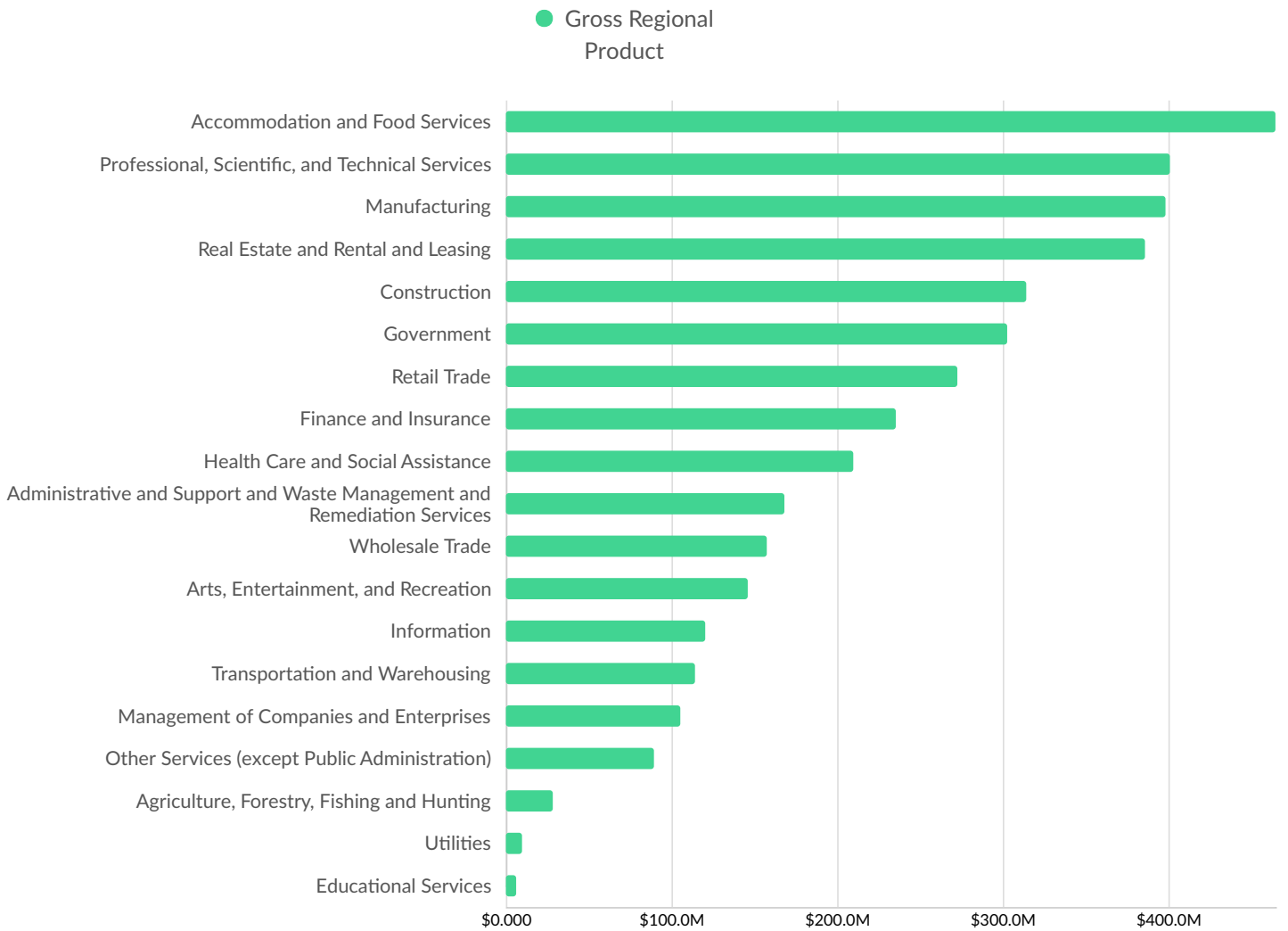
Top Growing Industries



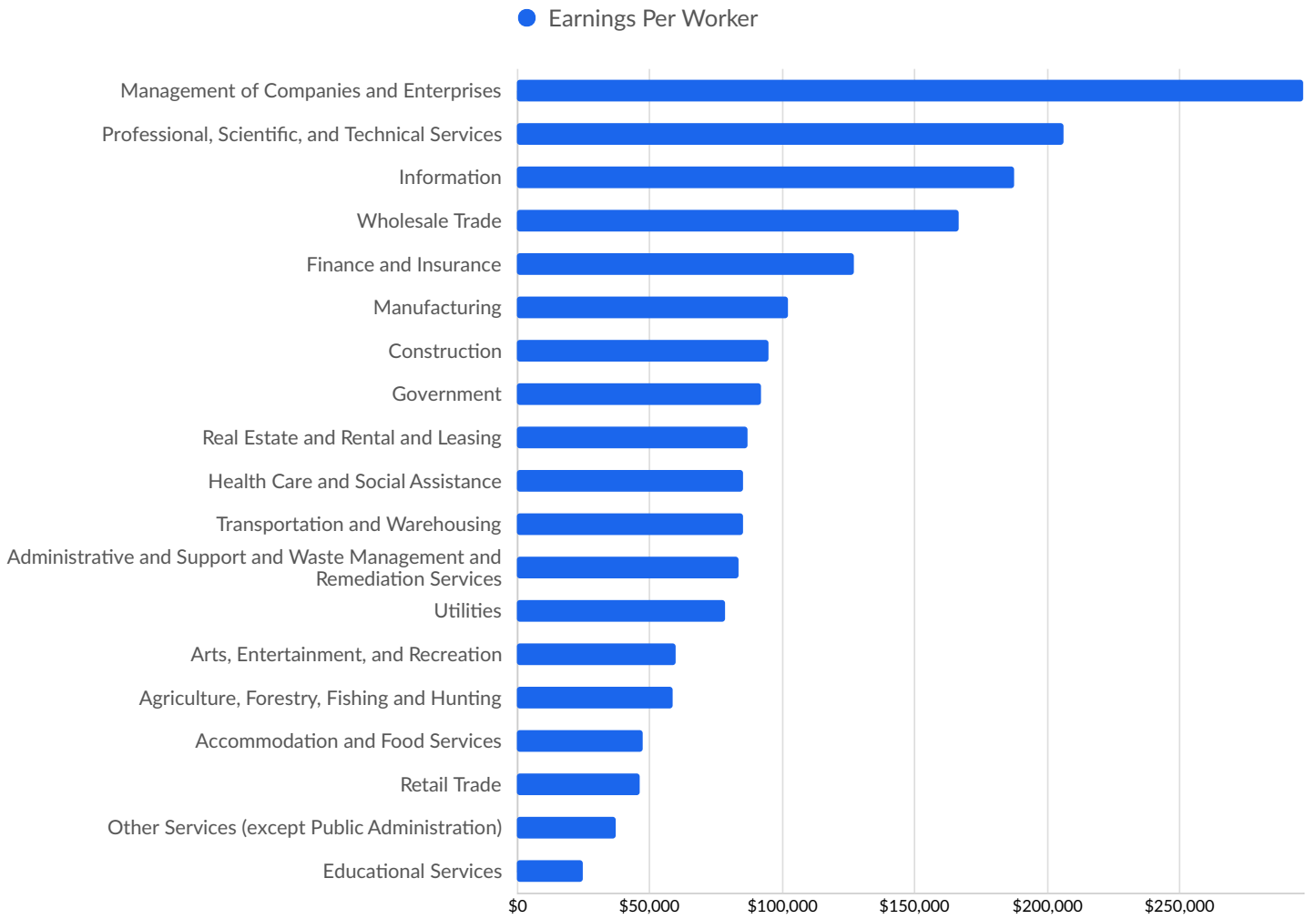
Top Industry Employment Concentration



Top Industry GRP























Top Industry Earnings



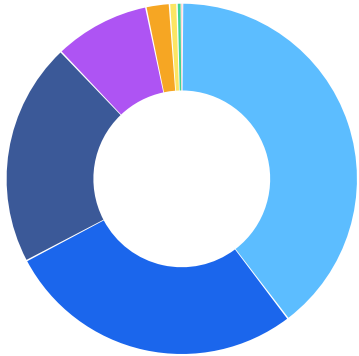
Business Characteristics

5,243 Companies Employ Your Workers

Online profiles for your workers mention 5,243 companies as employers, with the top 10 appearing below. In the last 12 months, 943 companies in Douglas County, NV posted job postings, with the top 10 appearing below.

Top Companies	Profiles	Top Companies Posting	Unique Postings
State of Nevada	206 	State of Nevada	844 
Douglas County School District	166 	Caesars Entertainment	373 
Caesars Entertainment	165 	Landry's	239 
Starbucks	96 	Carson Agency	211 
Carson Valley Inn	92 	ManpowerGroup	172 
Baker Hughes	82 	Ballys Hotel & Casino	151 
Washoe Tribe Of Nevada & Calif...	73 	Golden Nugget	130 
Carson Tahoe Health	69 	Aramark	106 
Douglas County School District ...	67 	Douglas County	91 
GE Vernova	67 	Travel & Leisure Group Ltd	80 

Business Size

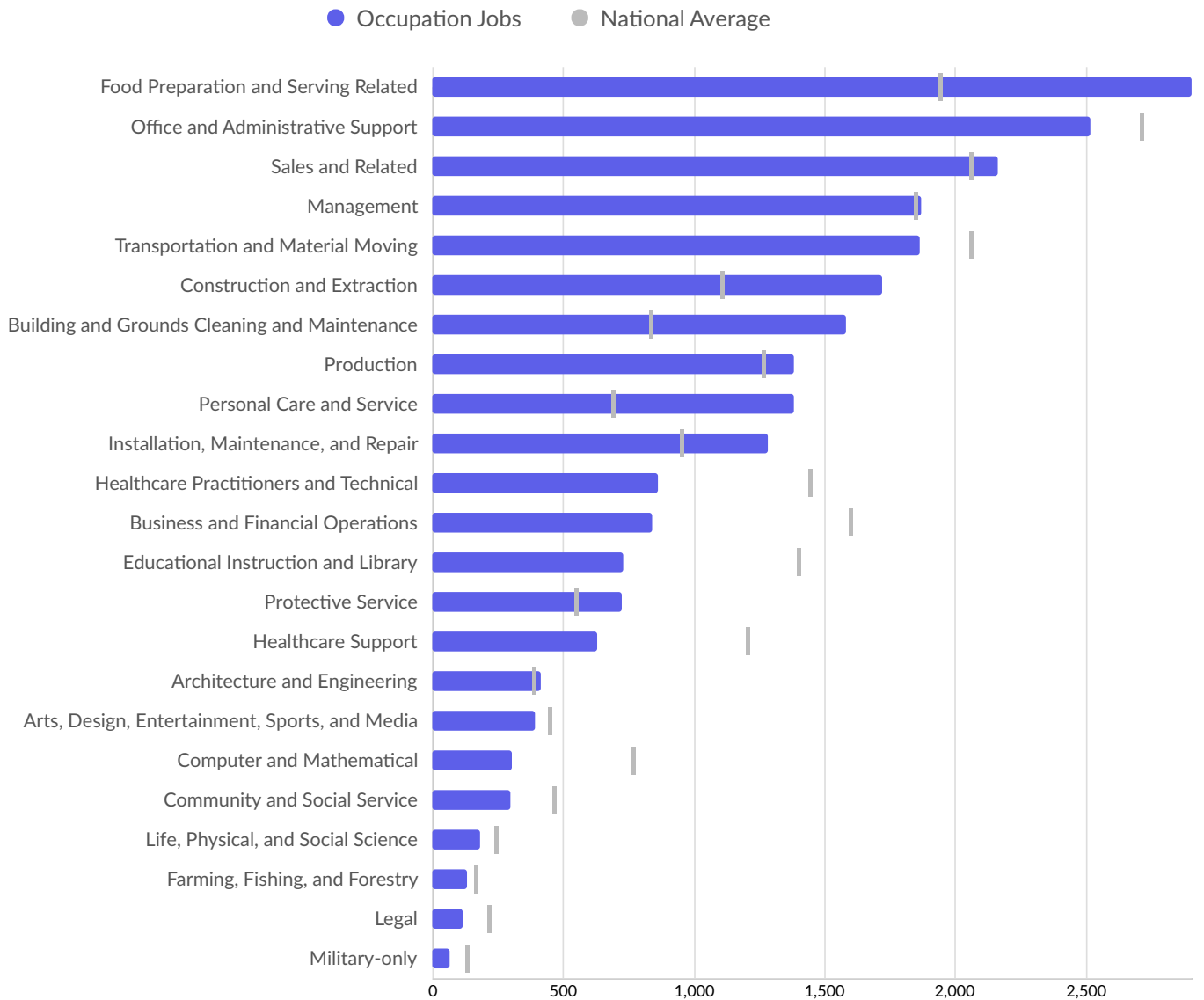


	Percentage	Business Count
● 1 to 4 employees	39.6%	1,096
● 5 to 9 employees	27.6%	765
● 10 to 19 employees	20.6%	571
● 20 to 49 employees	8.8%	244
● 50 to 99 employees	2.2%	60
● 100 to 249 employees	0.7%	19
● 250 to 499 employees	0.4%	11
● 500+ employees	0.1%	3

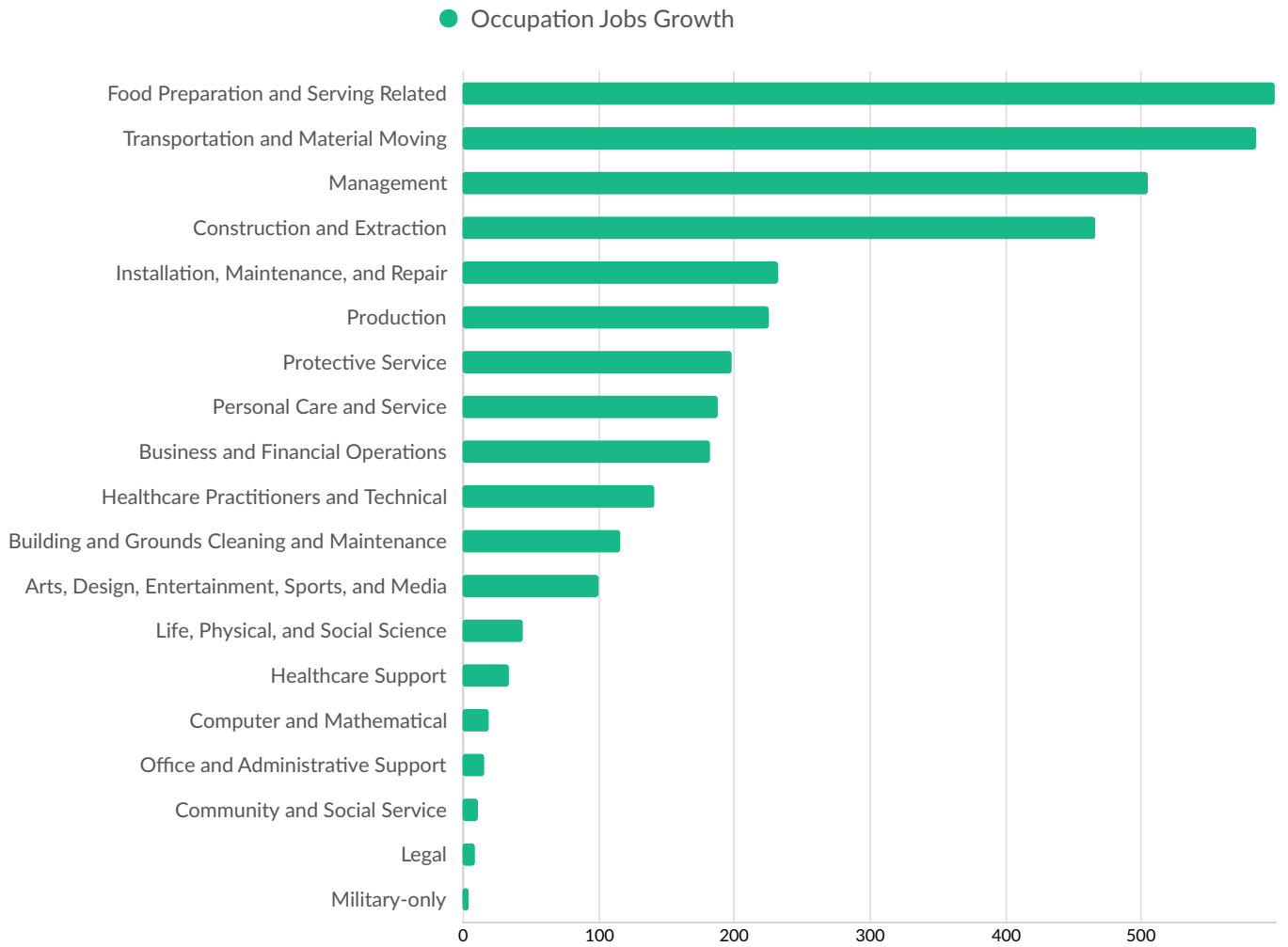
**Business Data by DatabaseUSA.com is third-party data provided by Lightcast to its customers as a convenience, and Lightcast does not endorse or warrant its accuracy or consistency with other published Lightcast data. In most cases, the Business Count will not match total companies with profiles on the summary tab.*

Workforce Characteristics

Largest Occupations

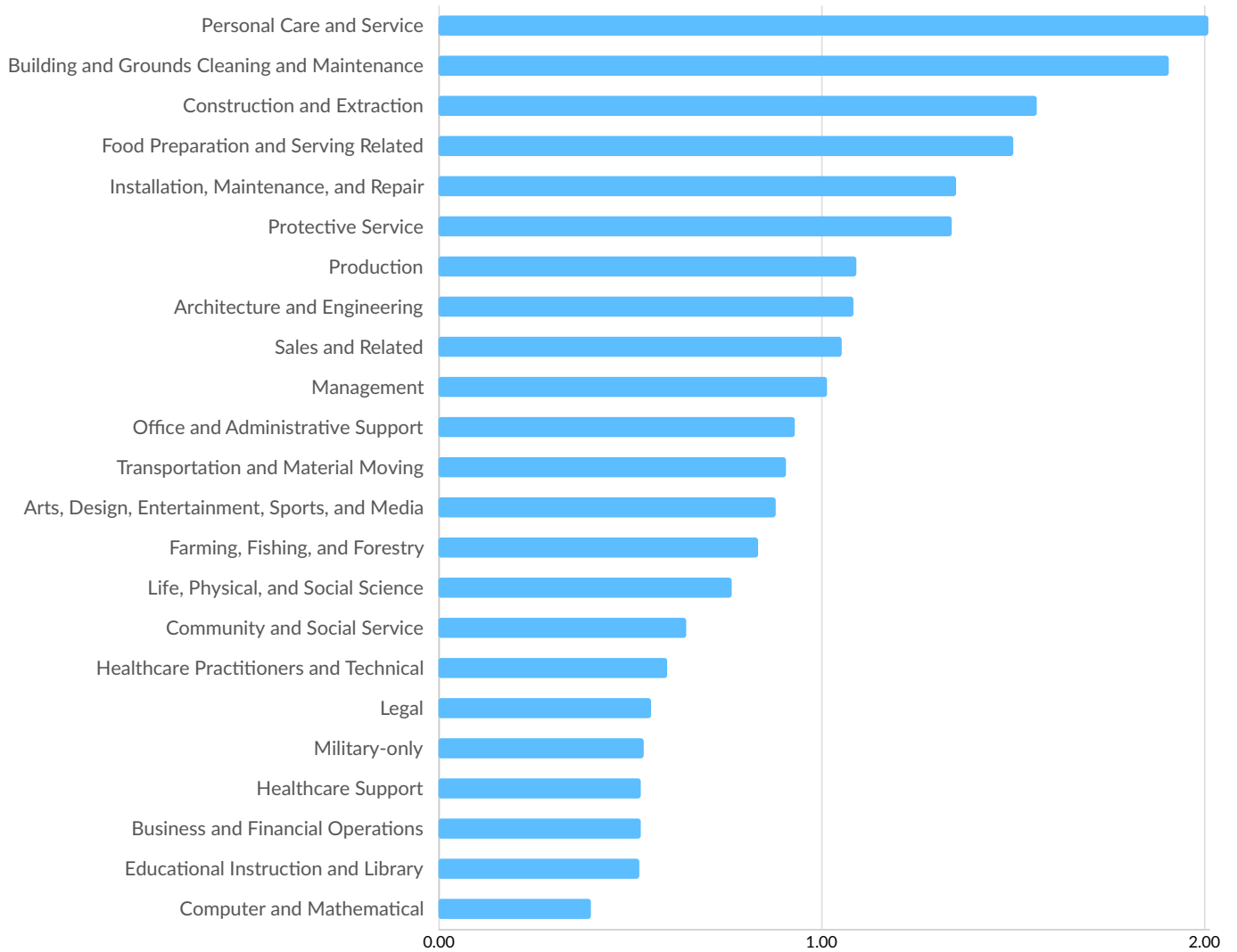


Top Growing Occupations

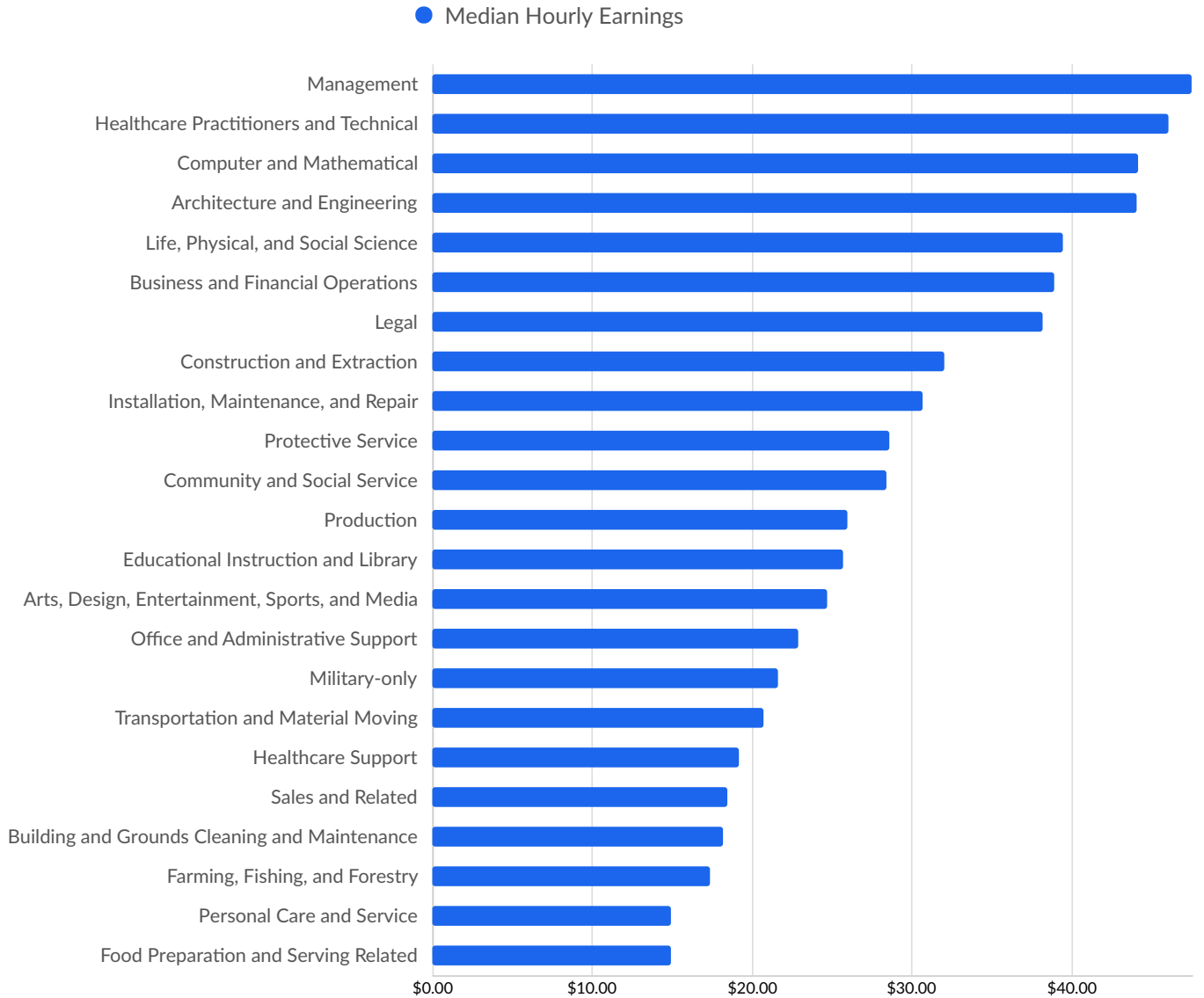


Top Occupation Employment Concentration

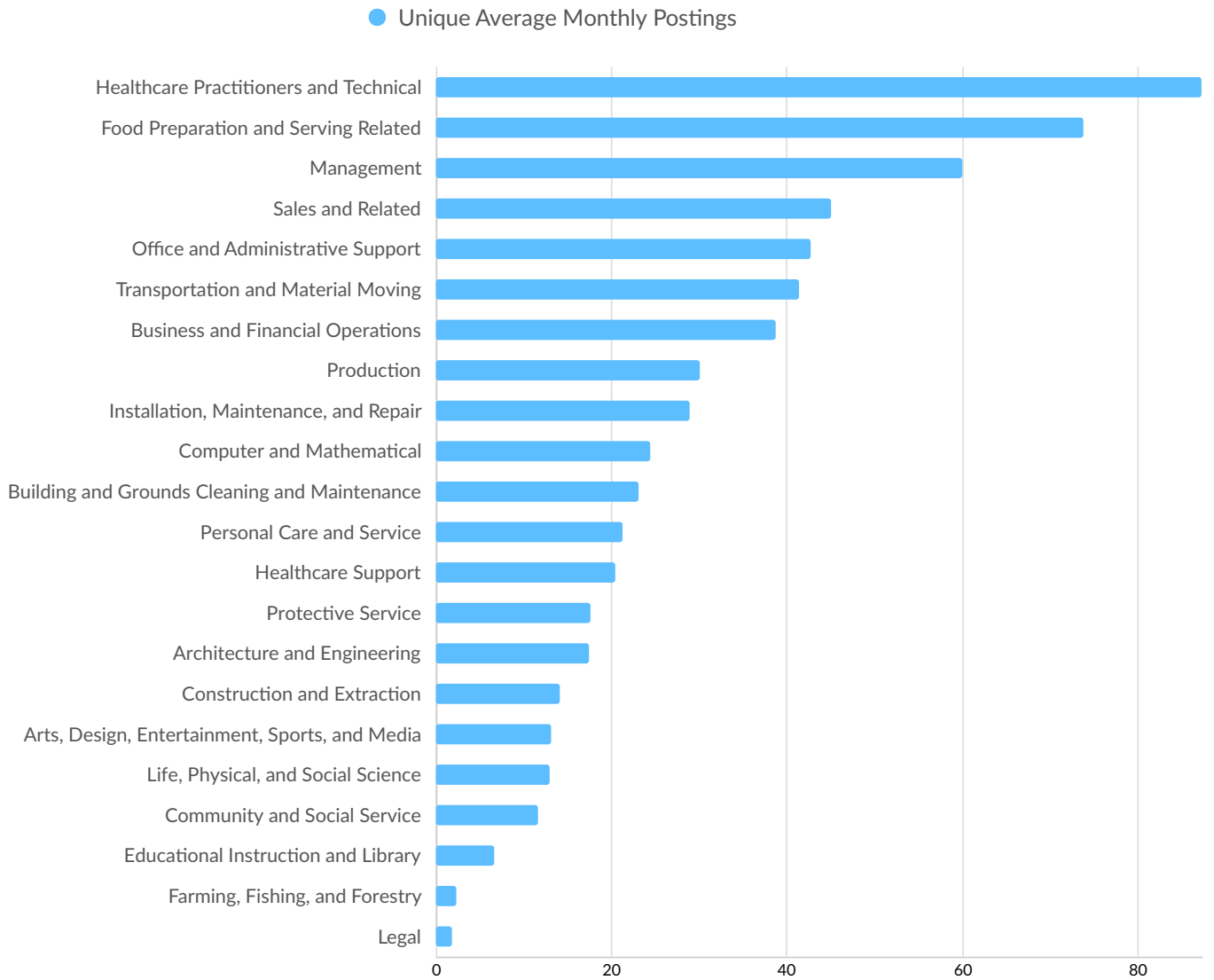
● Occupation Employment Concentration



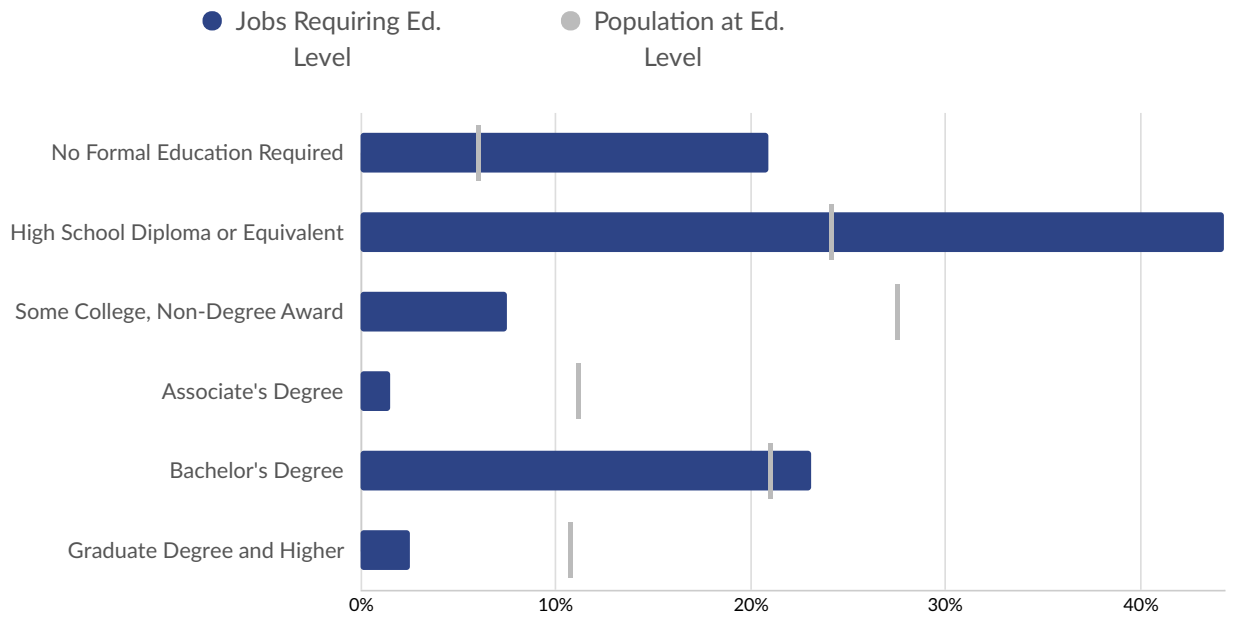
Top Occupation Earnings



Top Posted Occupations



Underemployment



Educational Pipeline

Over the last 5 years, no schools in Douglas County, NV produced graduates.

In-Demand Skills

