



Storey County, NV



GOED

NEVADA GOVERNOR'S OFFICE OF ECONOMIC DEVELOPMENT

808 W. Nye Lane
Carson City, Nevada 89703

Contents

Report Parameters	1
Economy Overview	2
Unemployment by Demographics	4
Historic & Projected Trends	8
Population Characteristics	12
Inbound and Outbound Migration	14
Industry Characteristics	16
Business Characteristics	21
Workforce Characteristics	23
Educational Pipeline	29
In-Demand Skills	30

Report Parameters

1 County

32029 Storey County, NV

Class of Worker

QCEW Employees, Non-QCEW Employees, and Self-Employed

The information in this report pertains to the chosen geographical area.

Economy Overview

4,112

Population (2024)

Population **decreased by 81** over the last 5 years but is projected to **grow by 239** over the next 5 years.

19,671

Total Regional Employment

Jobs **grew by 1,365** over the last 5 years and are projected to **grow by 4,618** over the next 5 years.

\$96.0K

Median Household Income (2023)

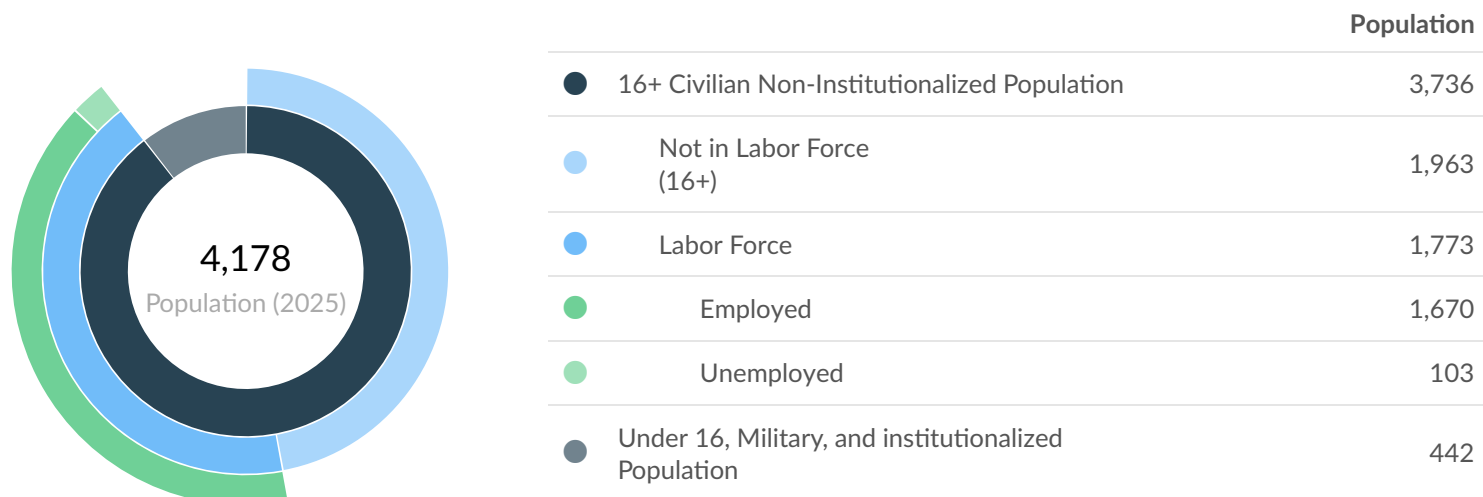
Median household income is **\$17.5K above** the national median household income of \$78.5K.

Takeaways

- As of 2024 the region's population **declined by 1.9%** since 2019, falling by 81. Population is expected to **increase by 5.8%** between 2024 and 2029, adding 239.
- From 2019 to 2024, jobs **increased by 7.5%** in Storey County, NV from 18,306 to **19,671**. This change **outpaced the national growth rate of 4.4% by 3.1%**. As the number of jobs increased, the **labor force participation rate increased from 45.2% to 47.4% between 2019 and 2024**.
- Concerning educational attainment, **15.4% of Storey County, NV residents possess a Bachelor's Degree** (6.1% below the national average), and **10.0% hold an Associate's Degree** (1.2% above the national average).
- The top three industries in 2024 are Other Electrical Equipment and Component Manufacturing, Warehousing and Storage, and Building Equipment Contractors.

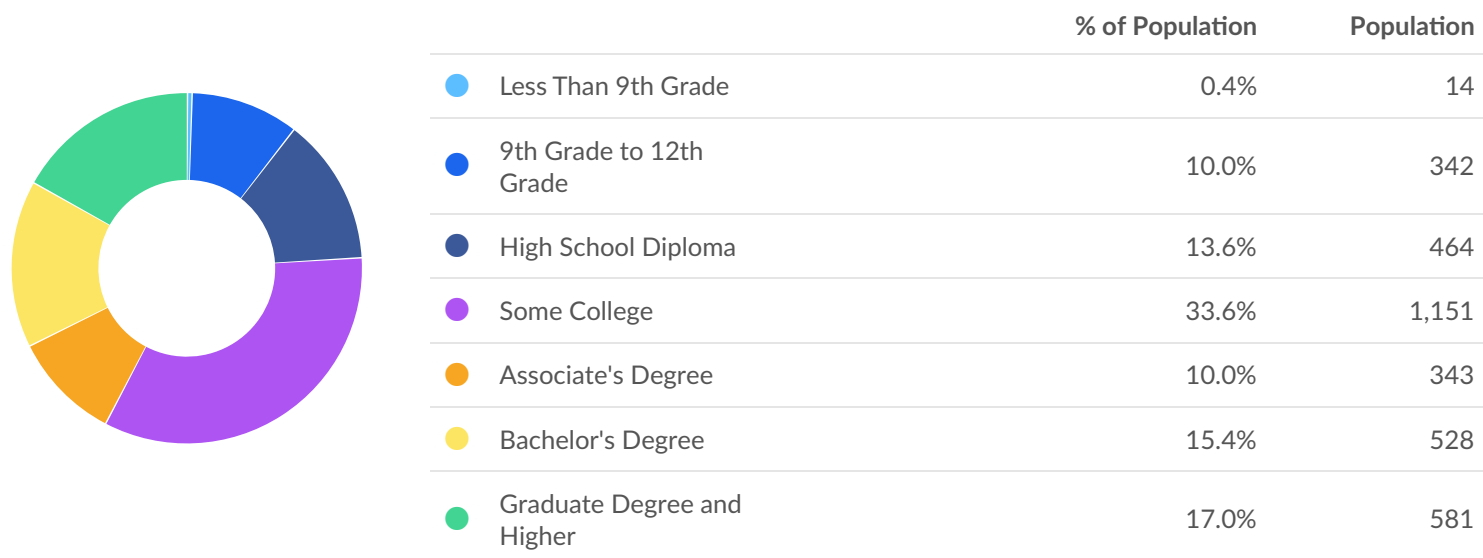
	Population (2025)	Labor Force (Aug 2025)	Jobs (2024)	Cost of Living	GRP	Imports	Exports
Region	4,178	1,773	19,671	118.7	\$3.57B	\$3.58B	\$7.66B
State	3,284,005	1,672,834	1,724,752	111.5	\$261.22B	\$209.31B	\$244.55B

Aug 2025 Labor Force Breakdown



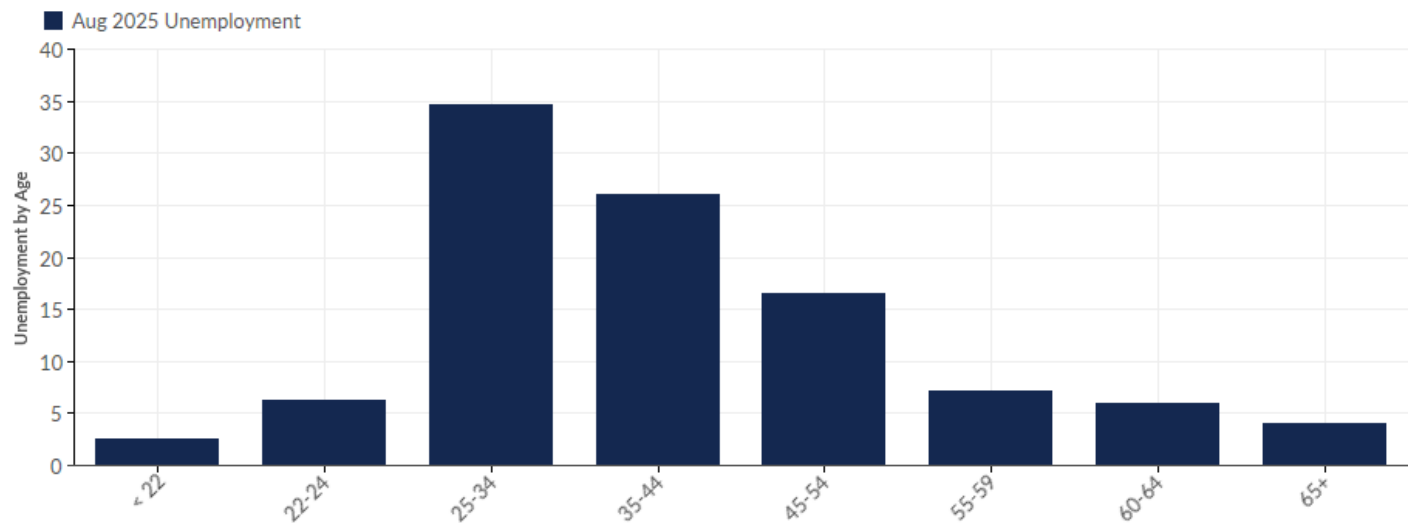
Educational Attainment

Concerning educational attainment, **15.4% of Storey County, NV residents possess a Bachelor's Degree** (6.1% below the national average), and **10.0% hold an Associate's Degree** (1.2% above the national average).



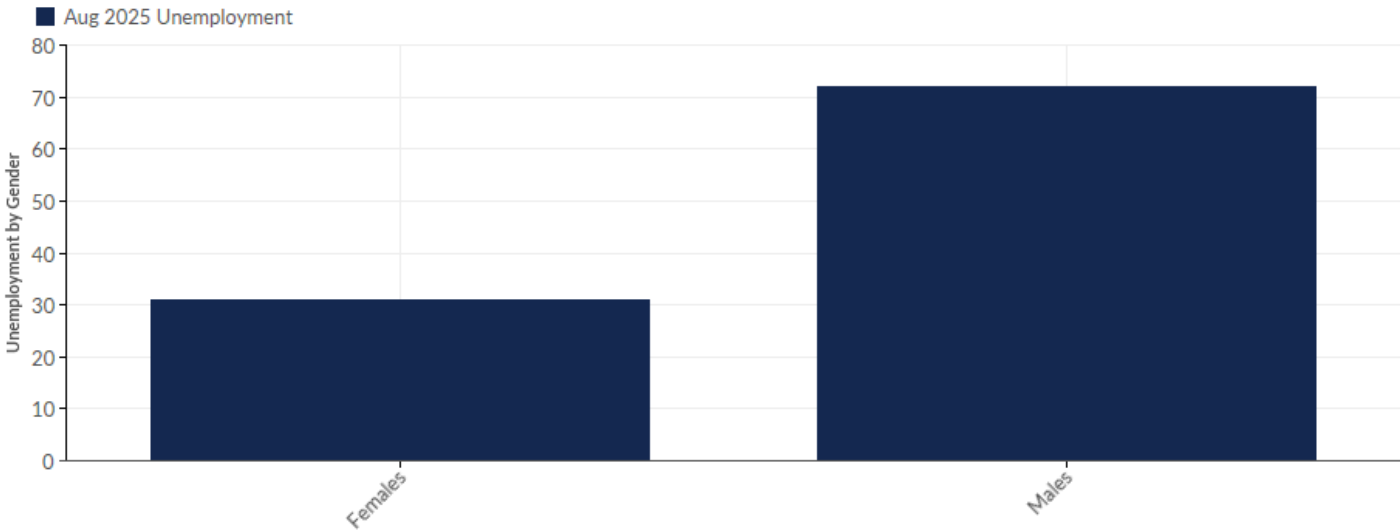
Unemployment by Demographics

Unemployment by Age



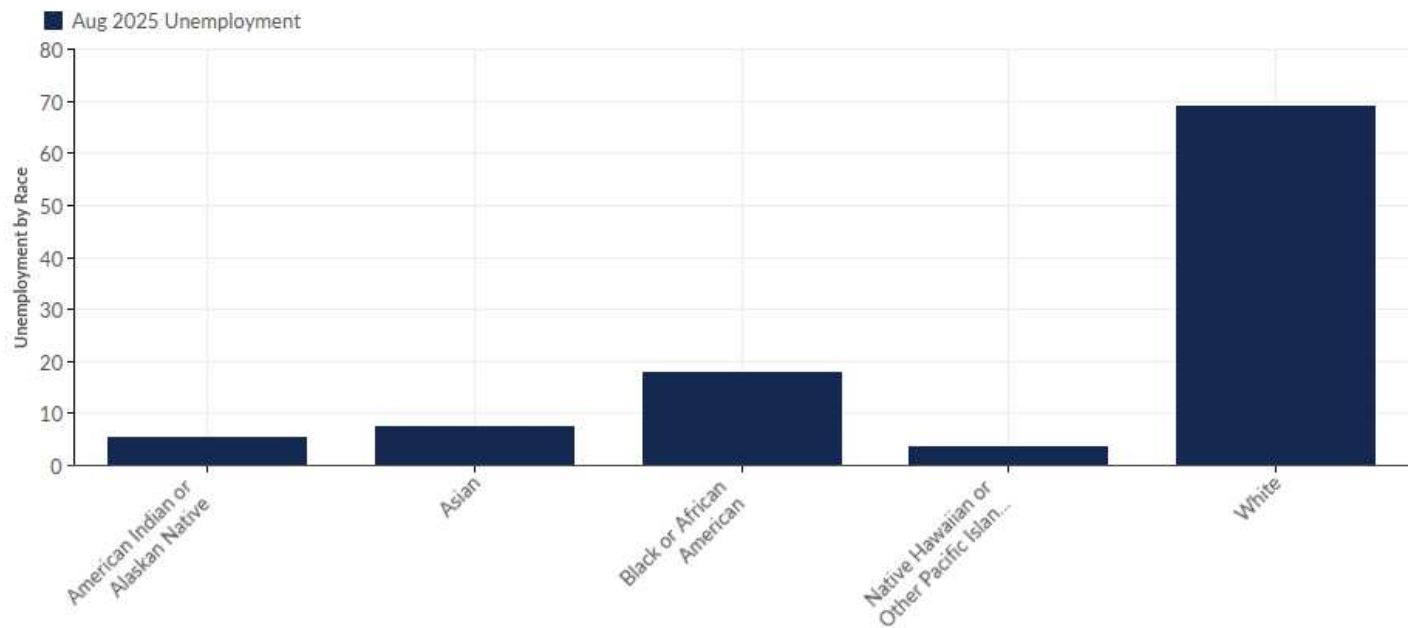
Age	Unemployment (Aug 2025)	% of Unemployed
< 22	3	2.91%
22-24	6	5.83%
25-34	35	33.98%
35-44	26	25.24%
45-54	16	15.53%
55-59	7	6.80%
60-64	6	5.83%
65+	4	3.88%
Total	103	100.00%

Unemployment by Gender



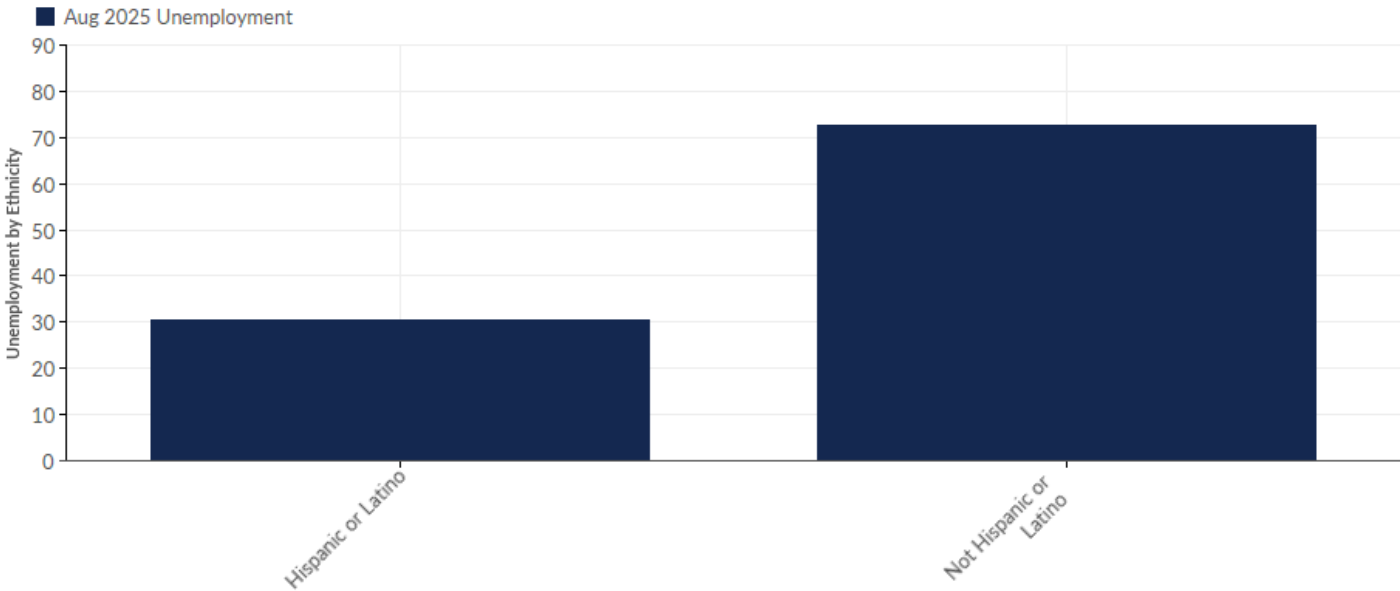
Gender	Unemployment (Aug 2025)	% of Unemployed
Females	31	30.10%
Males	72	69.90%
Total	103	100.00%

Unemployment by Race



Race	Unemployment (Aug 2025)	% of Unemployed
American Indian or Alaskan Native	5	4.85%
Asian	7	6.80%
Black or African American	18	17.48%
Native Hawaiian or Other Pacific Islander	4	3.88%
White	69	66.99%
Total	103	100.00%

Unemployment by Ethnicity

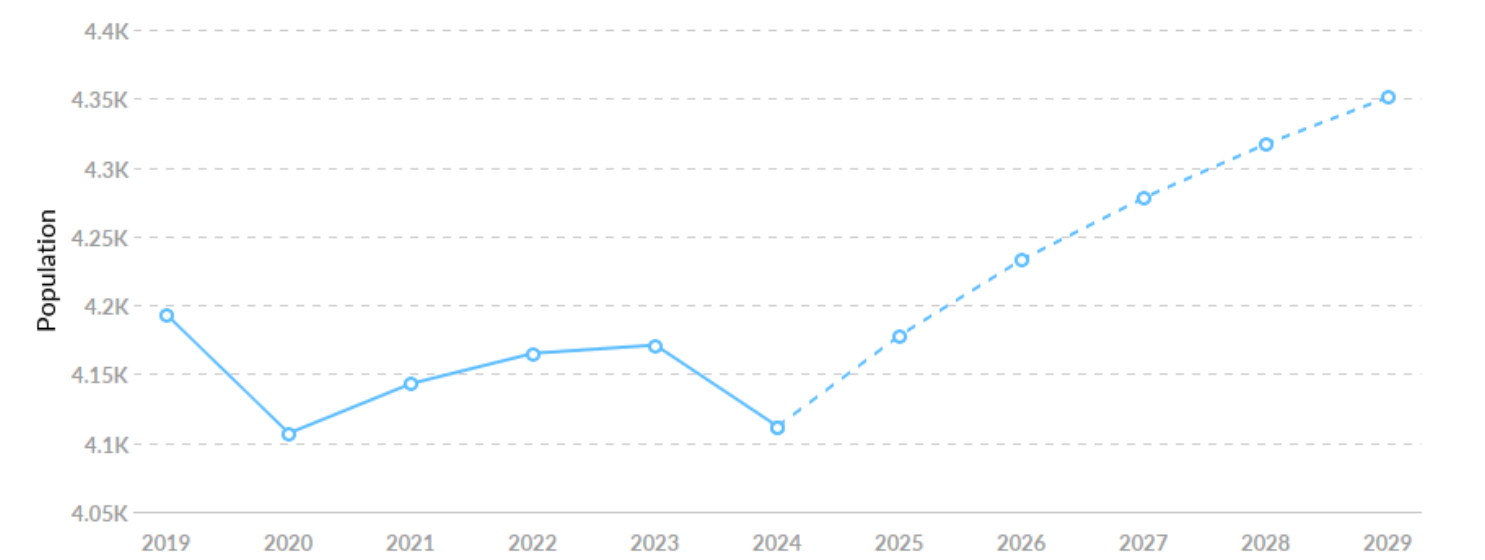


Ethnicity	Unemployment (Aug 2025)	% of Unemployed
Hispanic or Latino	30	29.13%
Not Hispanic or Latino	73	70.87%
Total	103	100.00%

Historic & Projected Trends

Population Trends

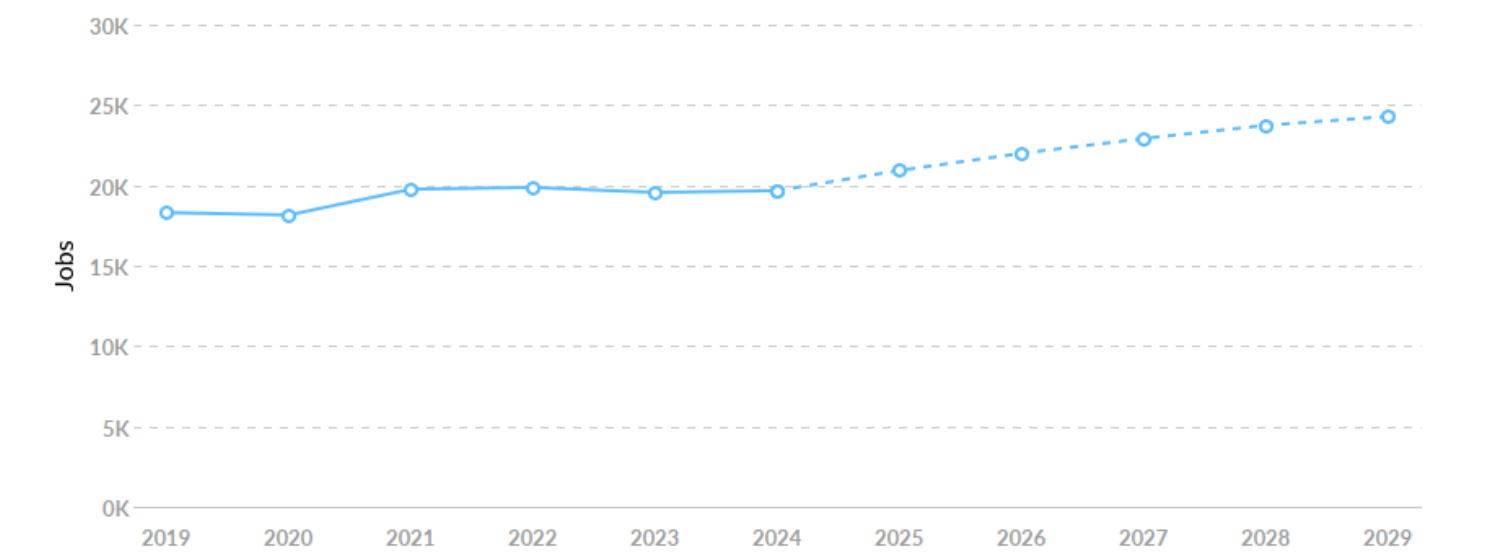
As of 2024 the region's population **declined by 1.9%** since 2019, falling by 81. Population is expected to **increase by 5.8%** between 2024 and 2029, adding 239.



Timeframe	Population
2019	4,193
2020	4,107
2021	4,143
2022	4,165
2023	4,171
2024	4,112
2025	4,178
2026	4,233
2027	4,278
2028	4,317
2029	4,351

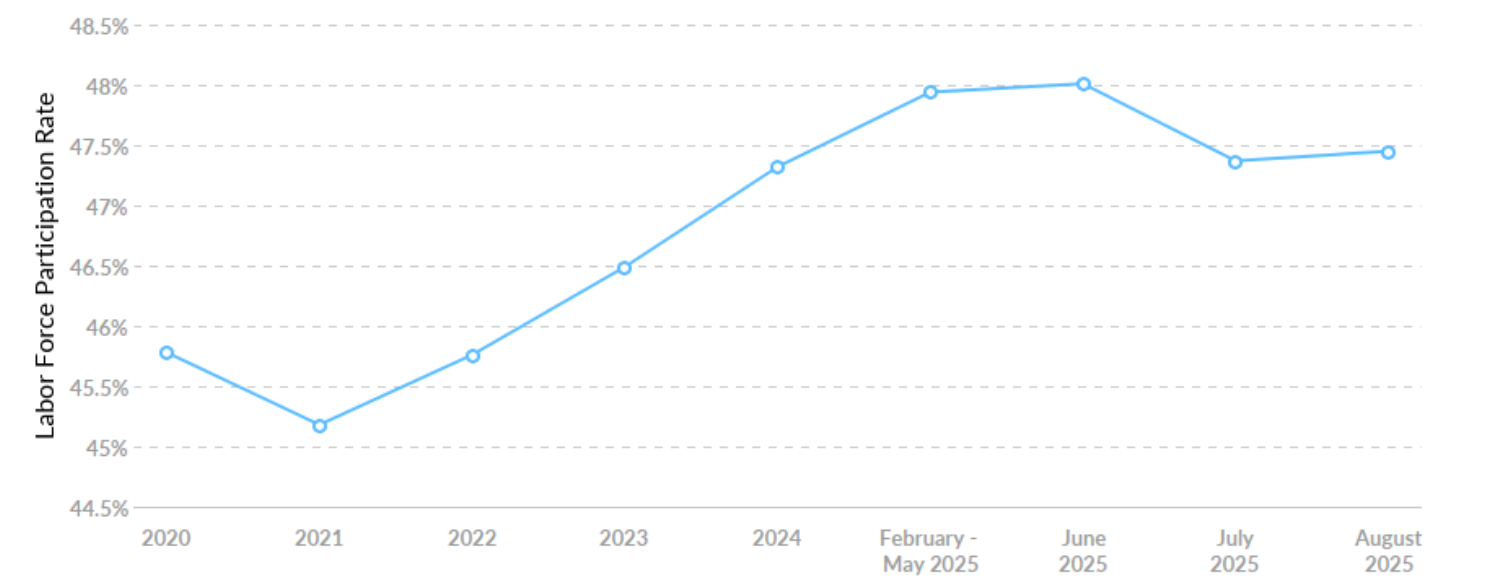
Job Trends

From 2019 to 2024, jobs increased by 7.5% in Storey County, NV from 18,306 to 19,671. This change outpaced the national growth rate of 4.4% by 3.1%.



Timeframe	Jobs
2019	18,306
2020	18,155
2021	19,759
2022	19,871
2023	19,559
2024	19,671
2025	20,932
2026	21,996
2027	22,918
2028	23,739
2029	24,288

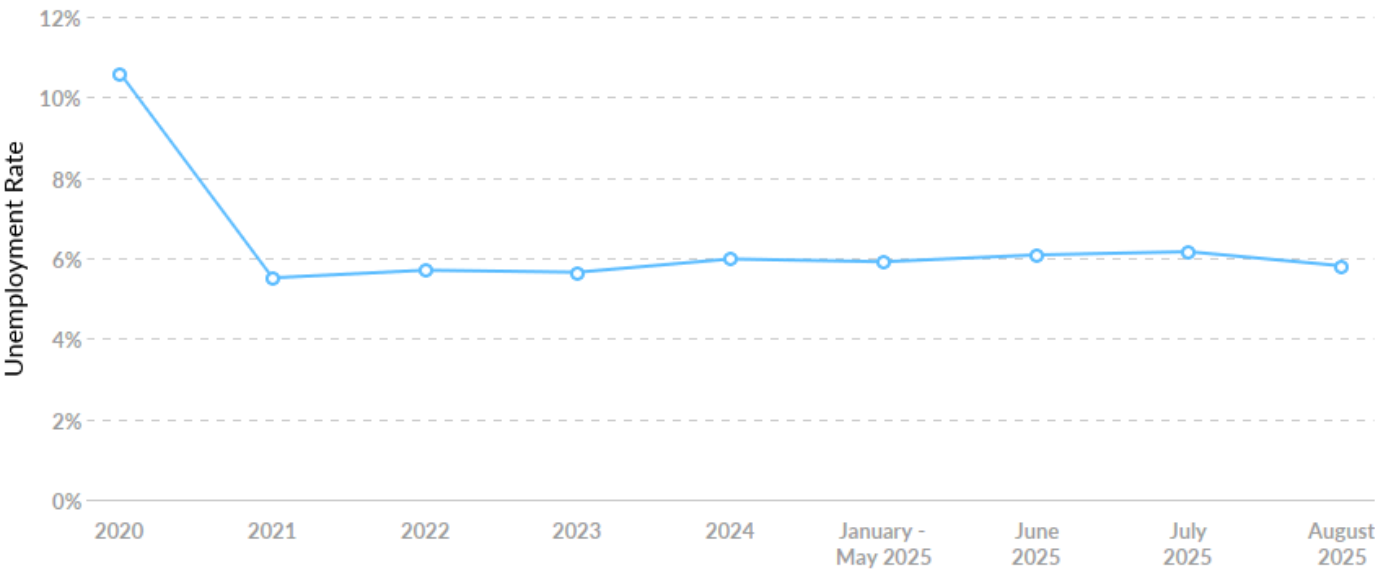
Labor Force Participation Rate Trends



Timeframe	Labor Force Participation Rate
2020	45.78%
2021	45.18%
2022	45.76%
2023	46.49%
2024	47.32%
February - May 2025	47.94%
June 2025	48.01%
July 2025	47.37%
August 2025	47.45%

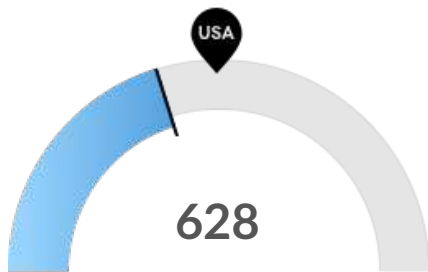
Unemployment Rate Trends

Storey County, NV had an August 2025 unemployment rate of 5.81%, **decreasing from 10.60%** 5 years before.



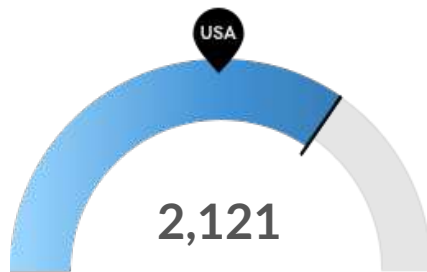
Timeframe	Unemployment Rate
2020	10.60%
2021	5.51%
2022	5.70%
2023	5.65%
2024	5.98%
January - May 2025	5.91%
June 2025	6.08%
July 2025	6.16%
August 2025	5.81%

Population Characteristics



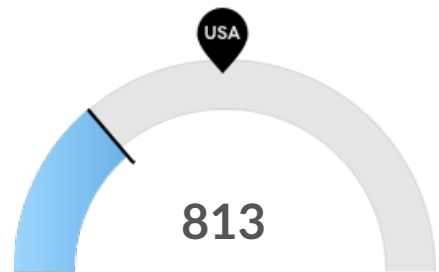
Millennials

Storey County, NV has 628 millennials (ages 25-39). The national average for an area this size is 842.



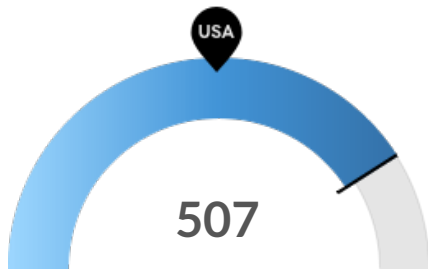
Retiring Soon

Retirement risk is high in Storey County, NV. The national average for an area this size is 1,243 people 55 or older, while there are 2,121 here.



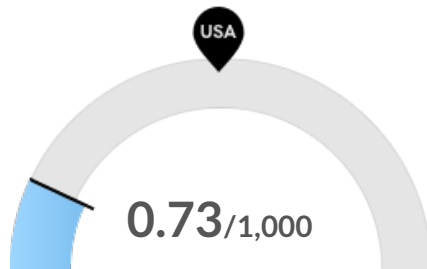
Racial Diversity

Racial diversity is low in Storey County, NV. The national average for an area this size is 1,749 racially diverse people, while there are 813 here.



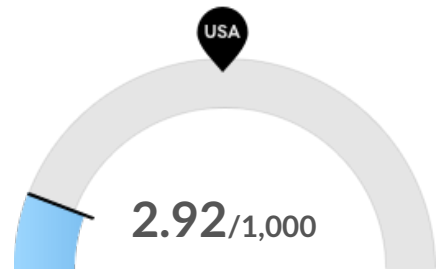
Veterans

Storey County, NV has 507 veterans. The national average for an area this size is 205.



Violent Crime

Storey County, NV has 0.73 violent crimes per 1,000 people. The national rate is 3.38 per 1,000 people.



Property Crime

Storey County, NV has 2.92 property crimes per 1,000 people. The national rate is 16.44 per 1,000 people.

Place of Work vs Place of Residence

Understanding where talent in Storey County, NV currently works compared to where talent lives can help you optimize site decisions. For example, the #1 ranked ZIP for employment ranks #2 for resident workers. The top ZIP for resident workers is 89440.



Where Talent Works

ZIP	Name	2024 Employment
89437	Sparks, NV (in Storey co...	18,006
89440	Virginia City, NV (in Sto...	1,664

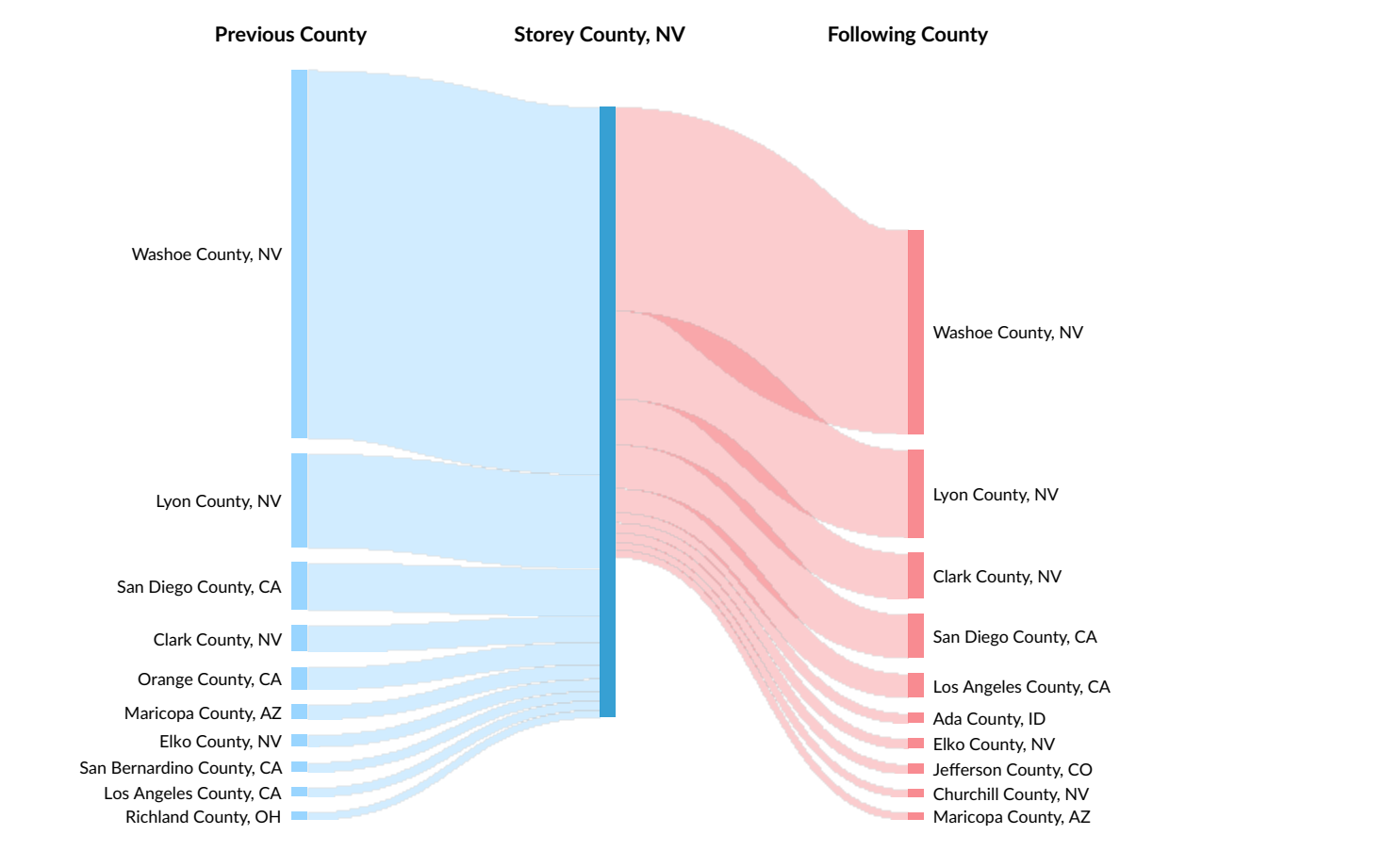
Where Talent Lives

ZIP	Name	2024 Workers
89440	Virginia City, NV (in Sto...	393
89437	Sparks, NV (in Storey co...	110

Inbound and Outbound Migration

The table below analyzes past and current residents of Storey County, NV. The left column shows residents of other counties migrating to Storey County, NV. The right column shows residents migrating from Storey County, NV to other counties.

As of 2022, 173 people have migrated from Washoe County, NV to Storey County, NV. In the same year, 96 people left Storey County, NV migrating to Washoe County, NV. The total Net Migration for Storey County, NV in 2022 was 107.

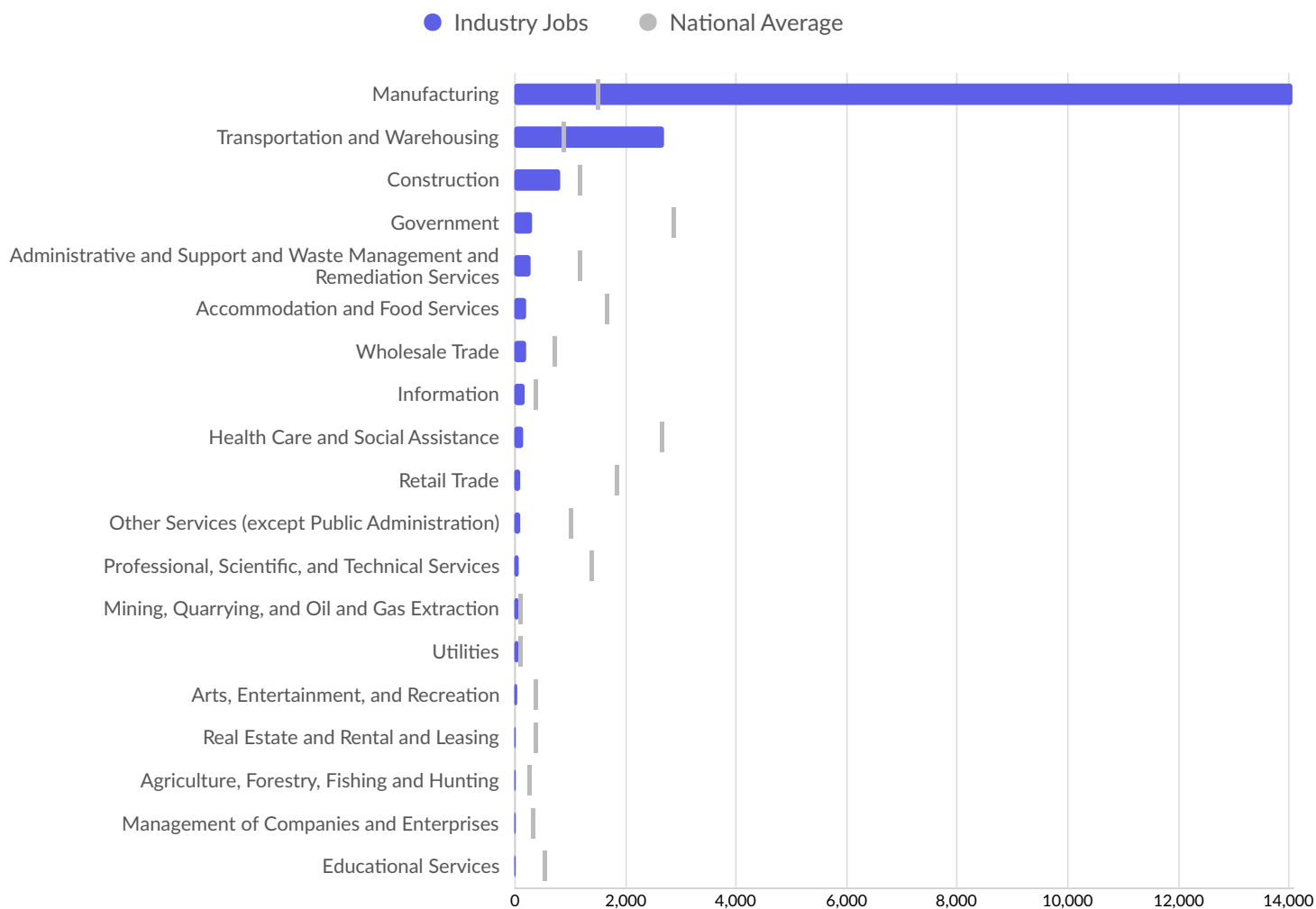


Top Previous Counties	Migrations
Washoe County, NV	173
Lyon County, NV	44
San Diego County, CA	22
Clark County, NV	12
Orange County, CA	10
Maricopa County, AZ	7

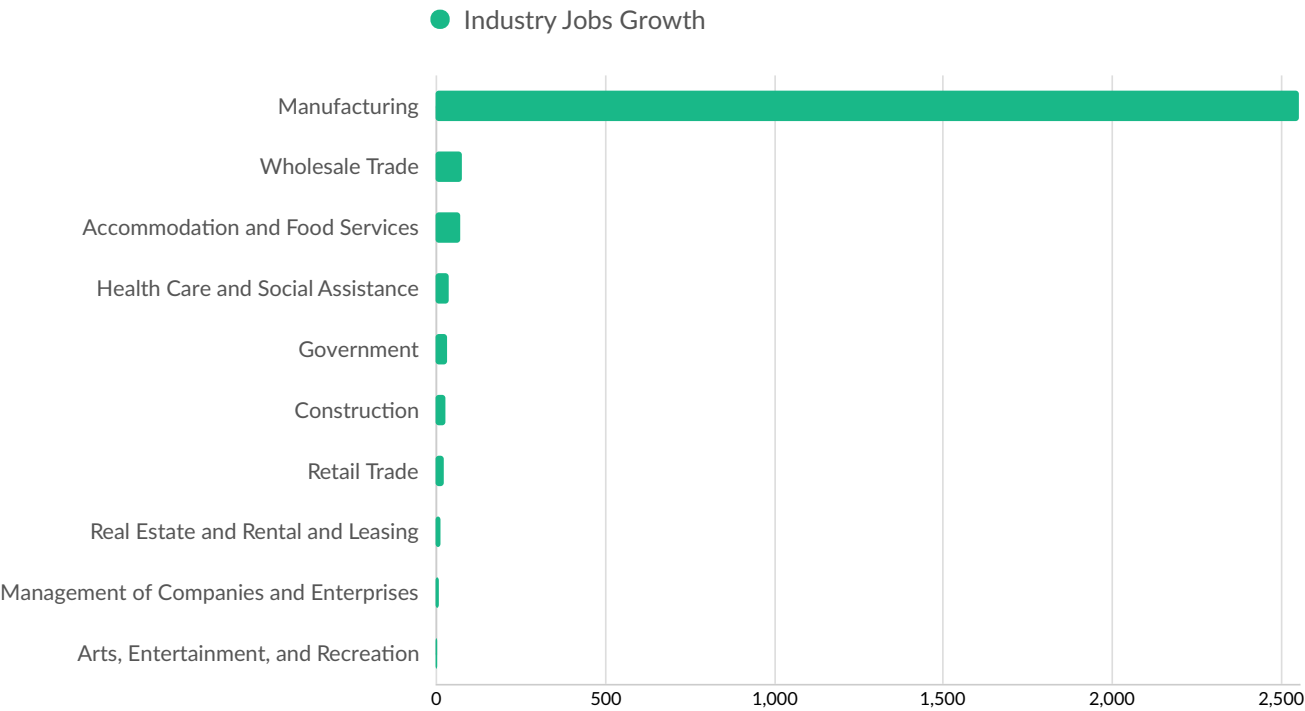
Top Previous Counties	Migrations
Elko County, NV	6
San Bernardino County, CA	5
Los Angeles County, CA	4
Richland County, OH	4
Douglas County, NV	2
Mineral County, NV	2
Nye County, NV	2
Churchill County, NV	2
Humboldt County, NV	2
Top Following Counties	Migrations
Washoe County, NV	96
Lyon County, NV	41
Clark County, NV	22
San Diego County, CA	21
Los Angeles County, CA	11
Ada County, ID	5
Elko County, NV	5
Jefferson County, CO	5
Churchill County, NV	4
Maricopa County, AZ	3
Tarrant County, TX	3
Williamson County, TX	3
Wake County, NC	3
Sandoval County, NM	3
Norfolk City County, VA	2

Industry Characteristics

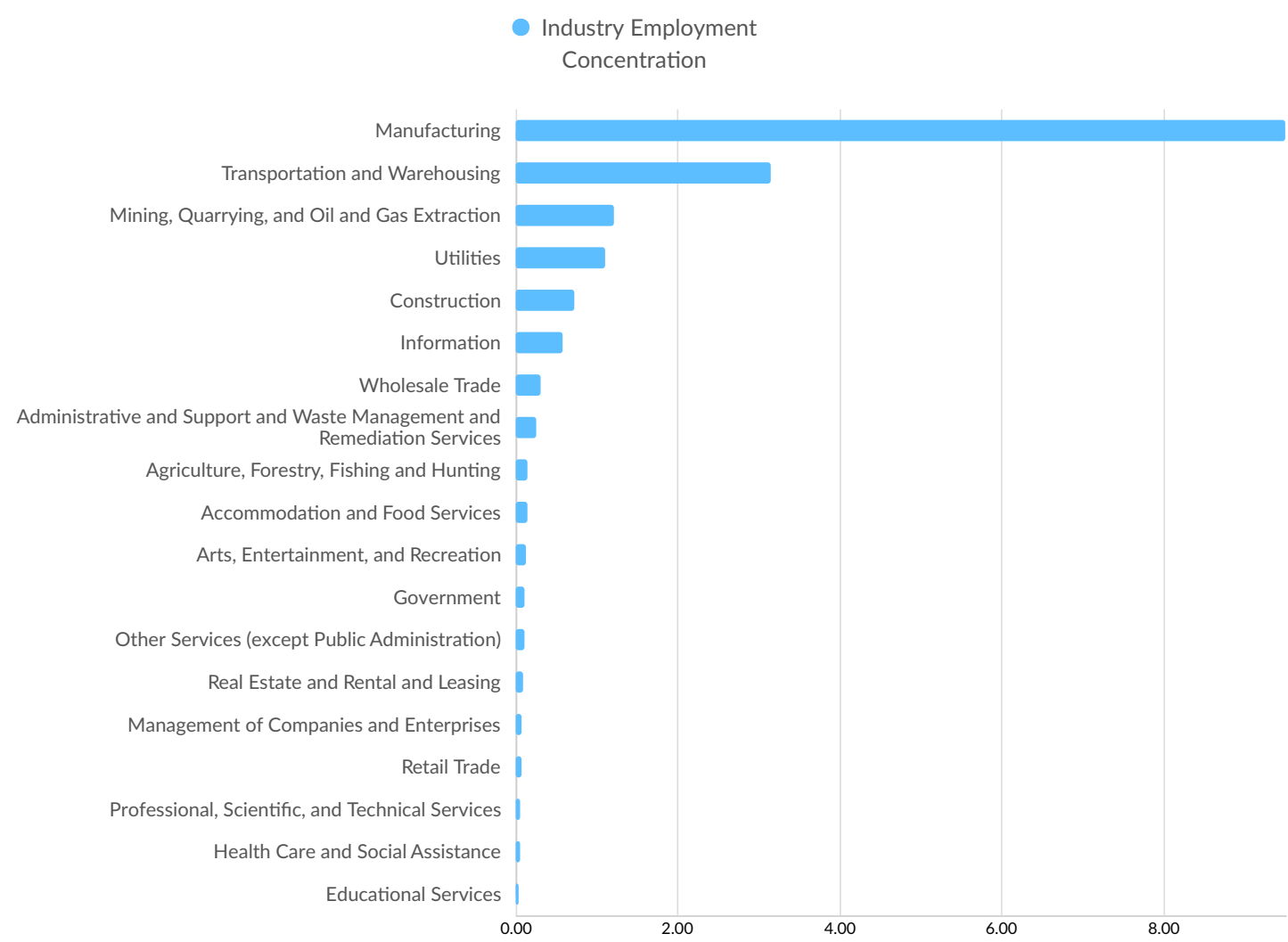
Largest Industries



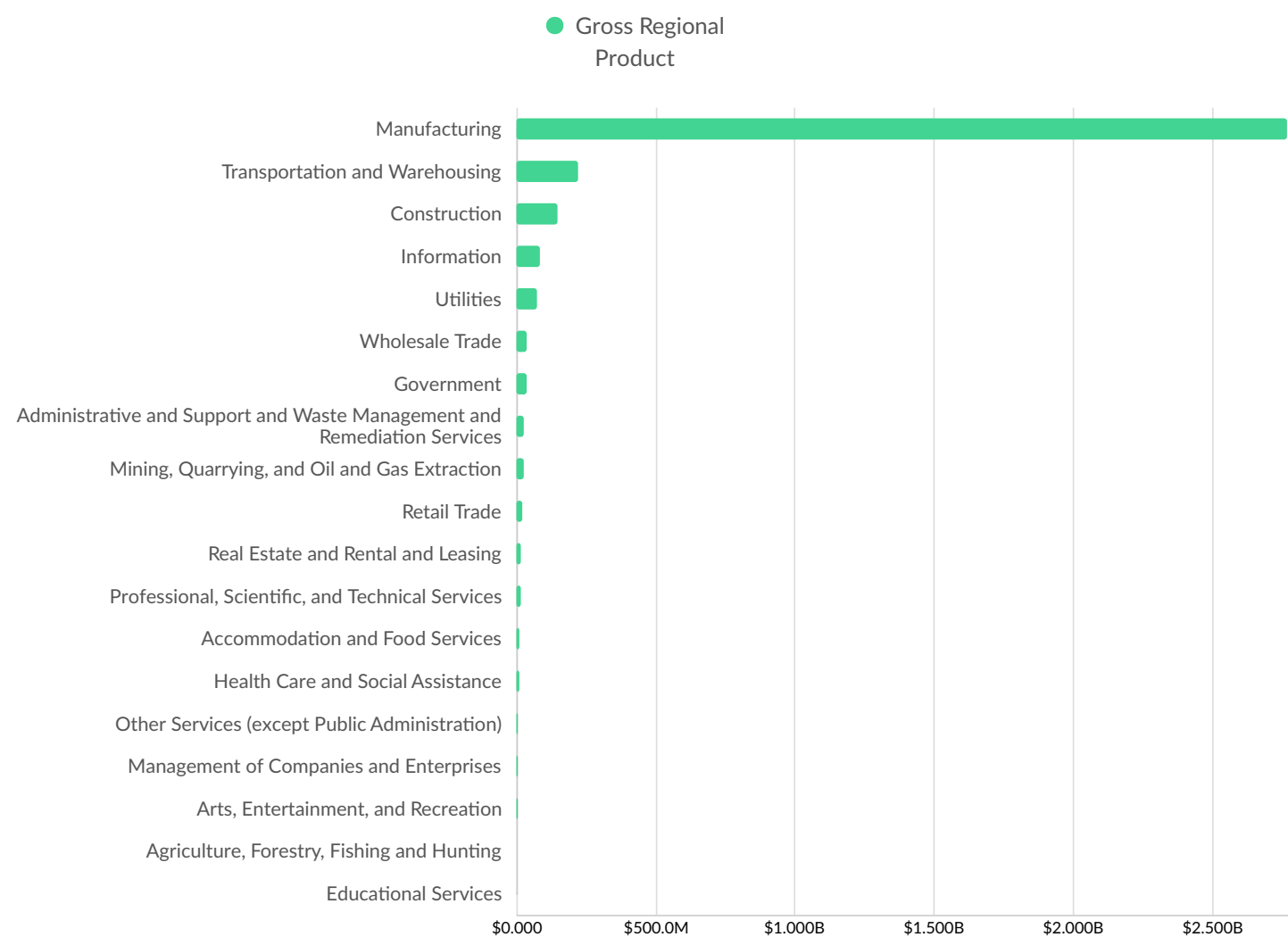
Top Growing Industries



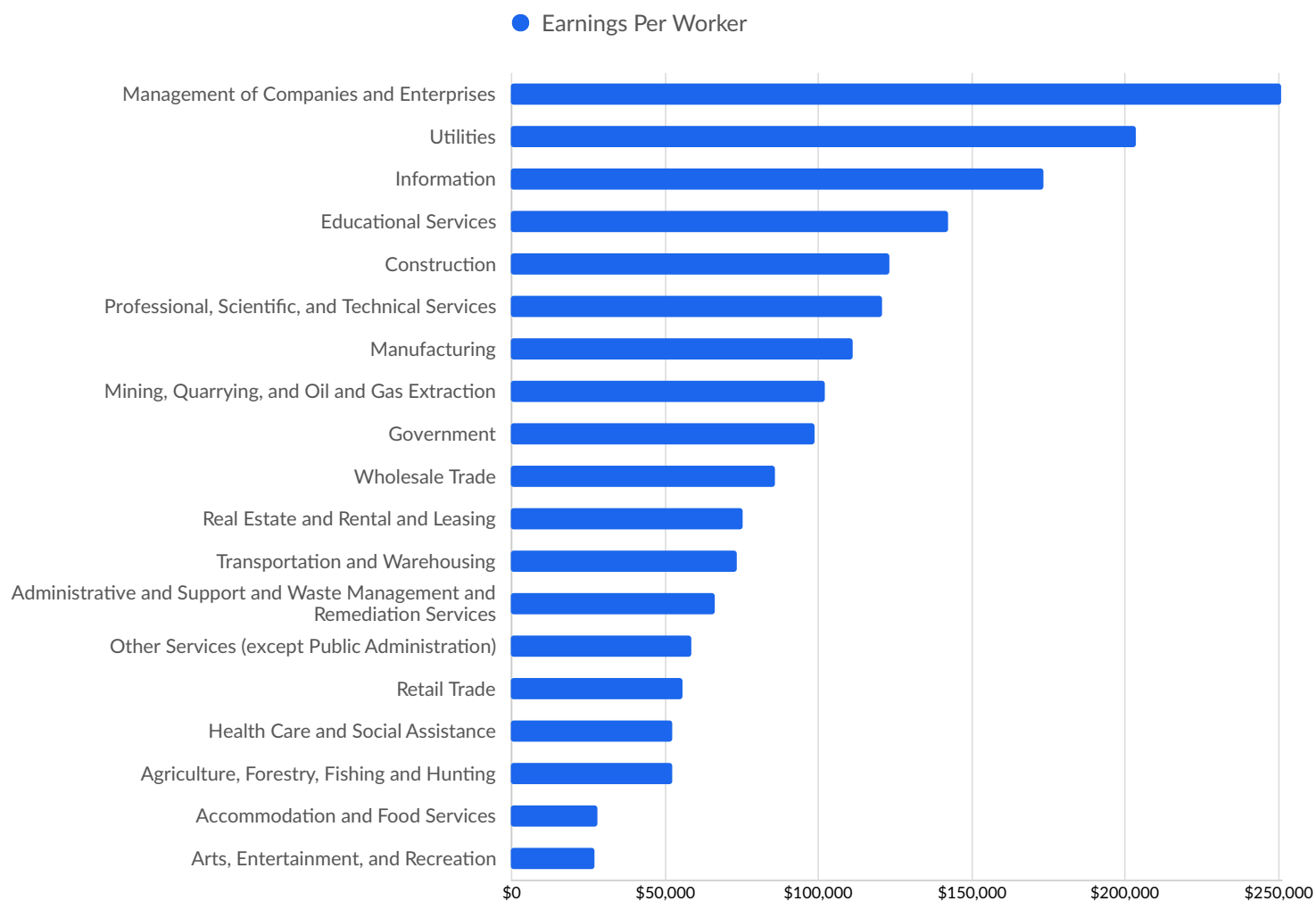
Top Industry Employment Concentration



Top Industry GRP



Top Industry Earnings



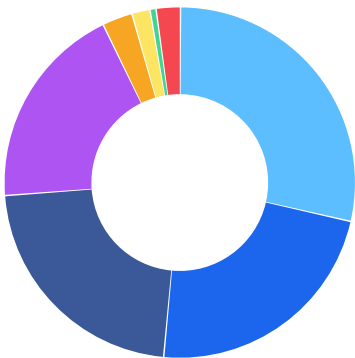
Business Characteristics

199 Companies Employ Your Workers

Online profiles for your workers mention 199 companies as employers, with the top 10 appearing below. In the last 12 months, 301 companies in Storey County, NV posted job postings, with the top 10 appearing below.

Top Companies	Profiles	Top Companies Posting	Unique Postings
Sysco	10 <div></div>	County Of Storey	32 <div></div>
Comstock	9 <div></div>	Tesla	22 <div></div>
Storey County Sheriffs Office / ...	9 <div></div>	Old Dominion Freight Line	18 <div></div>
Storey County School District	8 <div></div>	Panasonic	15 <div></div>
Community Chest	4 <div></div>	Stericycle	15 <div></div>
State of Nevada	4 <div></div>	Soliant Health	14 <div></div>
County Of Storey	3 <div></div>	Vetted Health	14 <div></div>
International Game Technology	3 <div></div>	Aara Technologies Private Limite...	10 <div></div>
Storey County Public Works	3 <div></div>	Allied Universal	10 <div></div>
Tesla	3 <div></div>	Northern Nevada Medical Center	9 <div></div>

Business Size

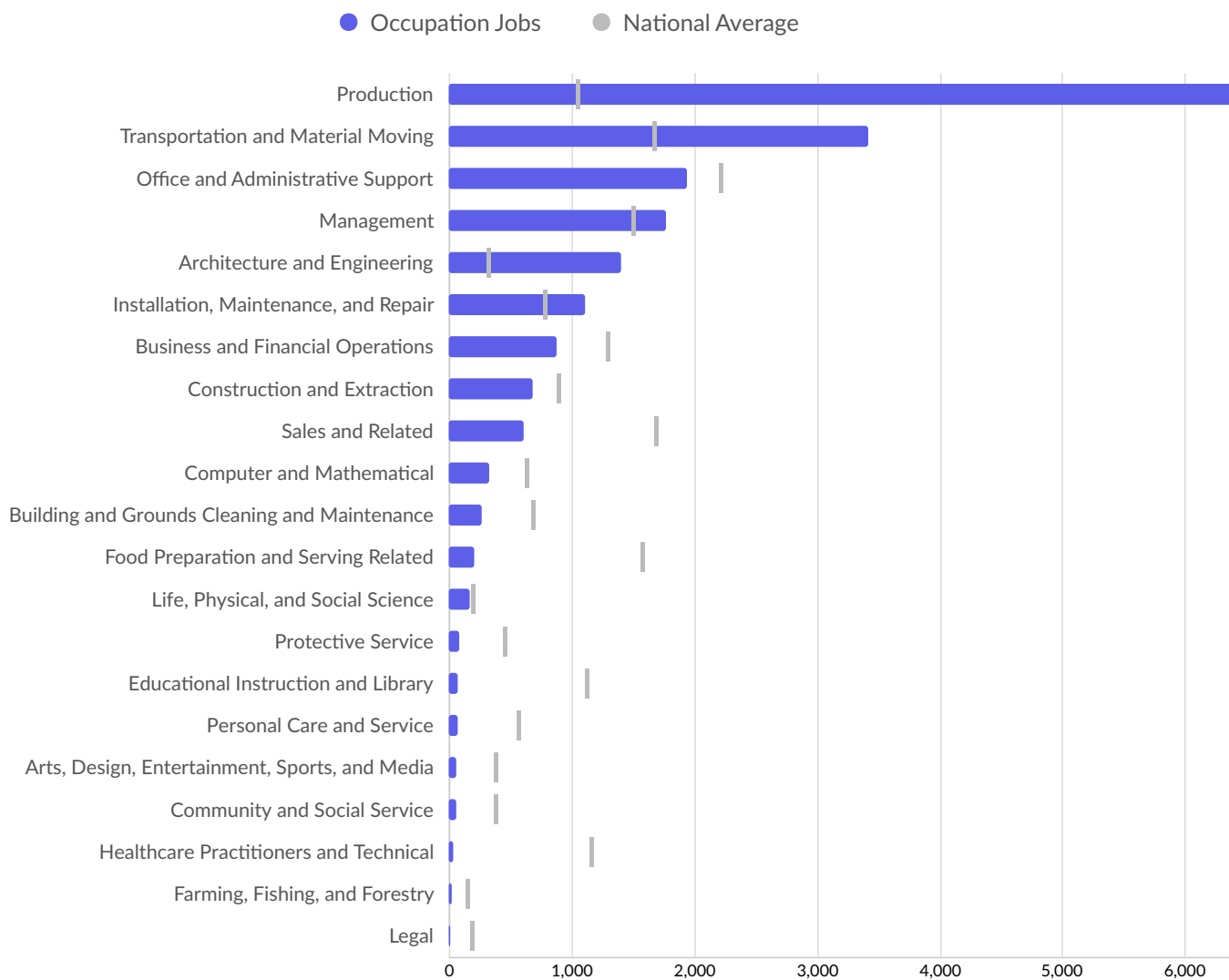


	Percentage	Business Count
1 to 4 employees	28.5%	51
5 to 9 employees	22.9%	41
10 to 19 employees	22.3%	40
20 to 49 employees	19.0%	34
50 to 99 employees	2.8%	5
100 to 249 employees	1.7%	3
250 to 499 employees	0.6%	1
500+ employees	2.2%	4

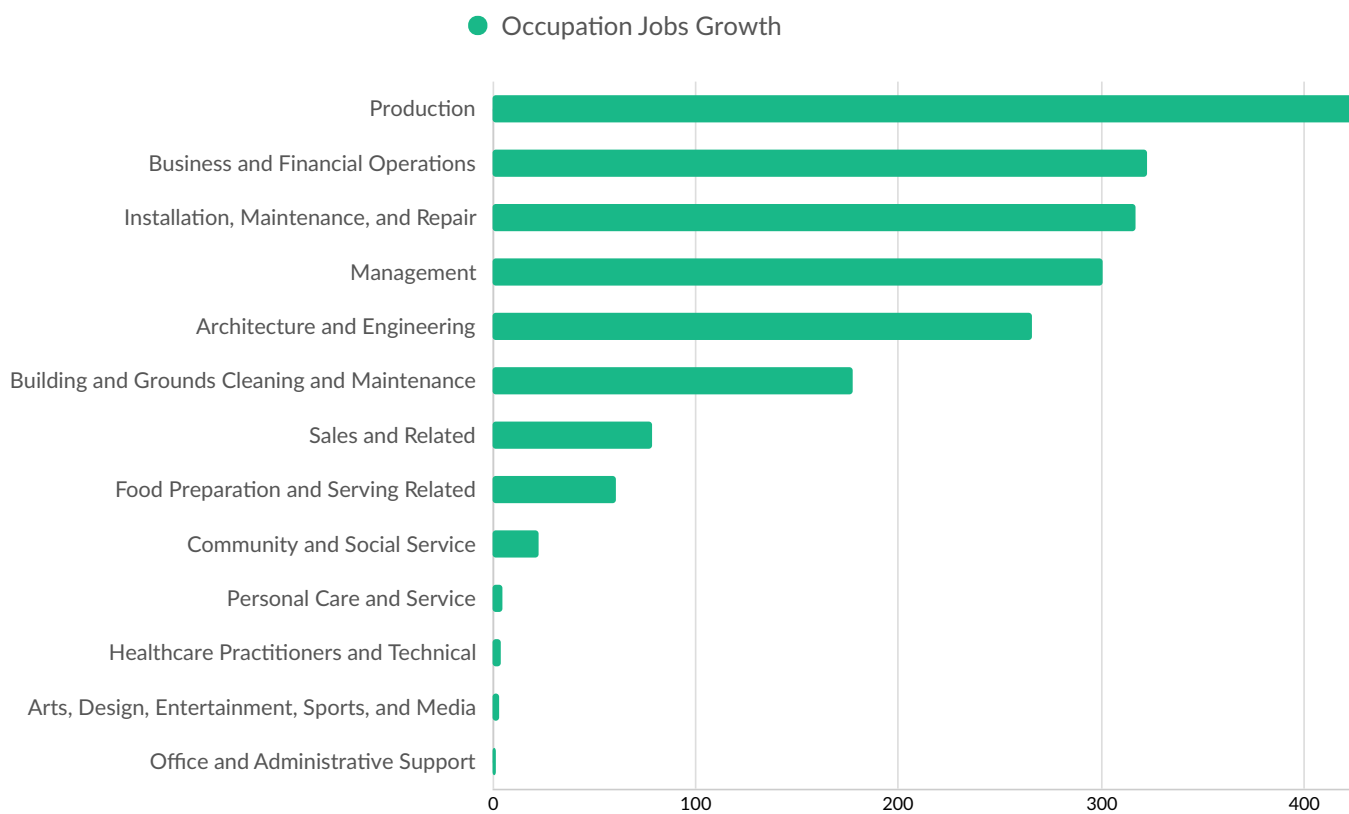
**Business Data by DatabaseUSA.com is third-party data provided by Lightcast to its customers as a convenience, and Lightcast does not endorse or warrant its accuracy or consistency with other published Lightcast data. In most cases, the Business Count will not match total companies with profiles on the summary tab.*

Workforce Characteristics

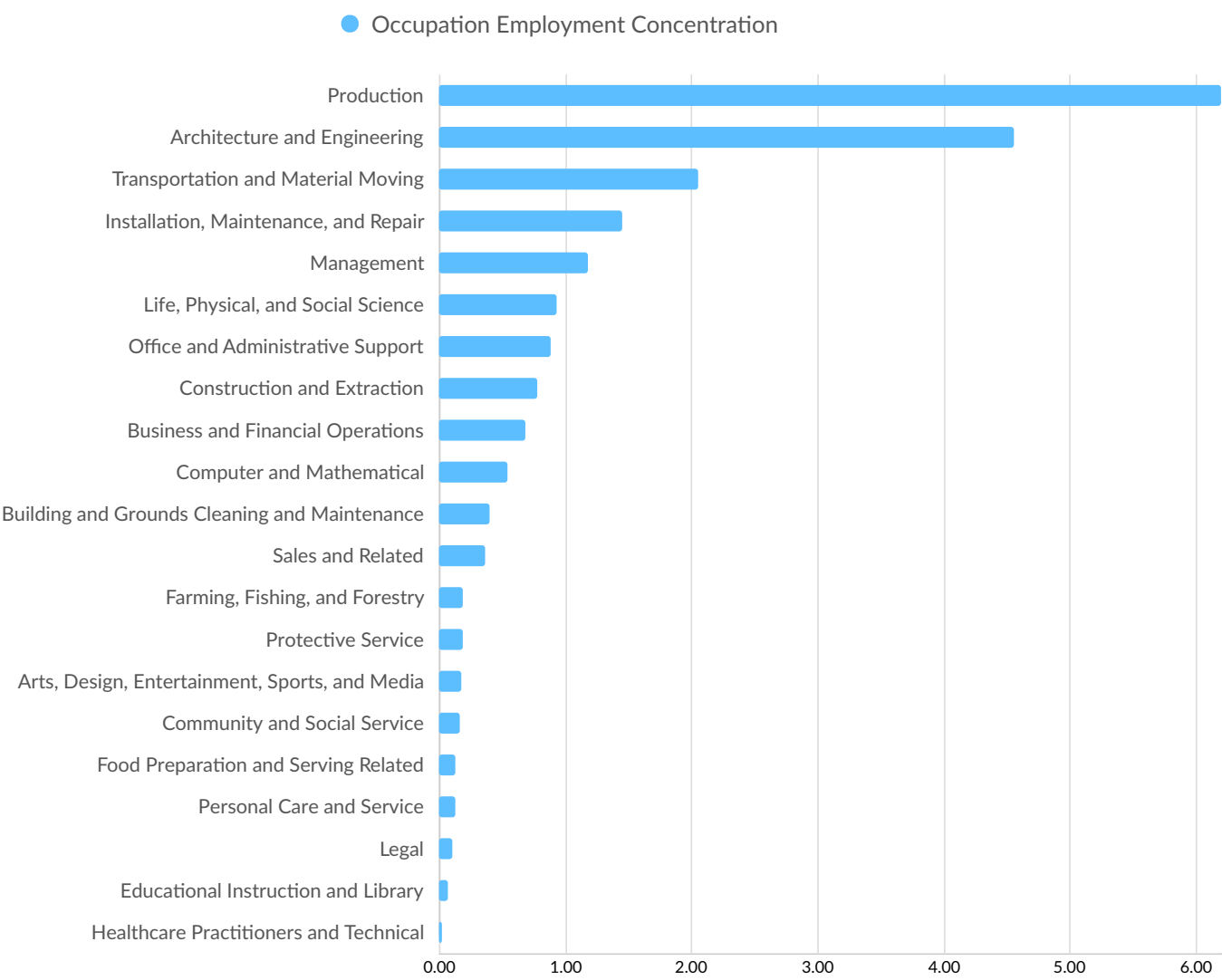
Largest Occupations



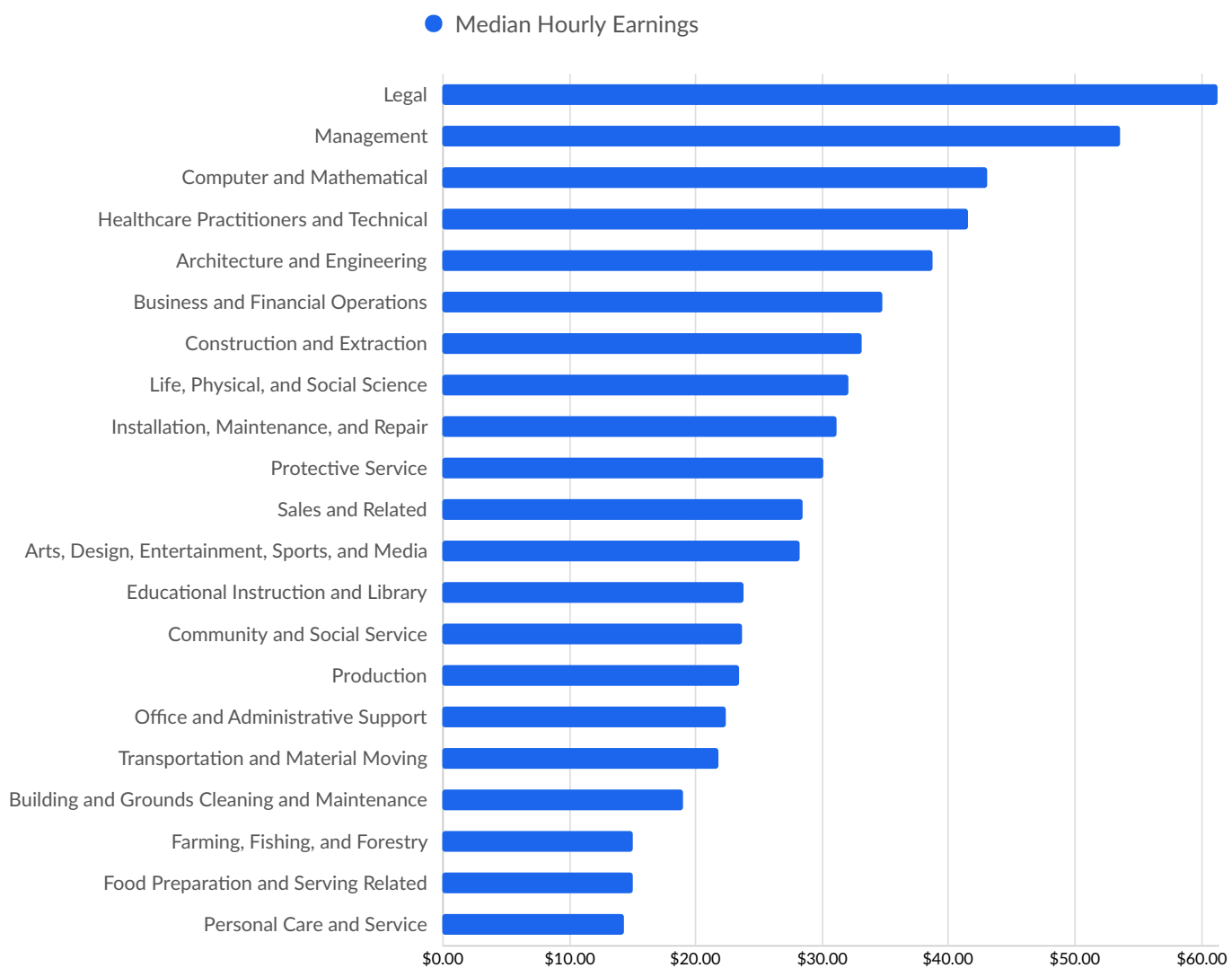
Top Growing Occupations



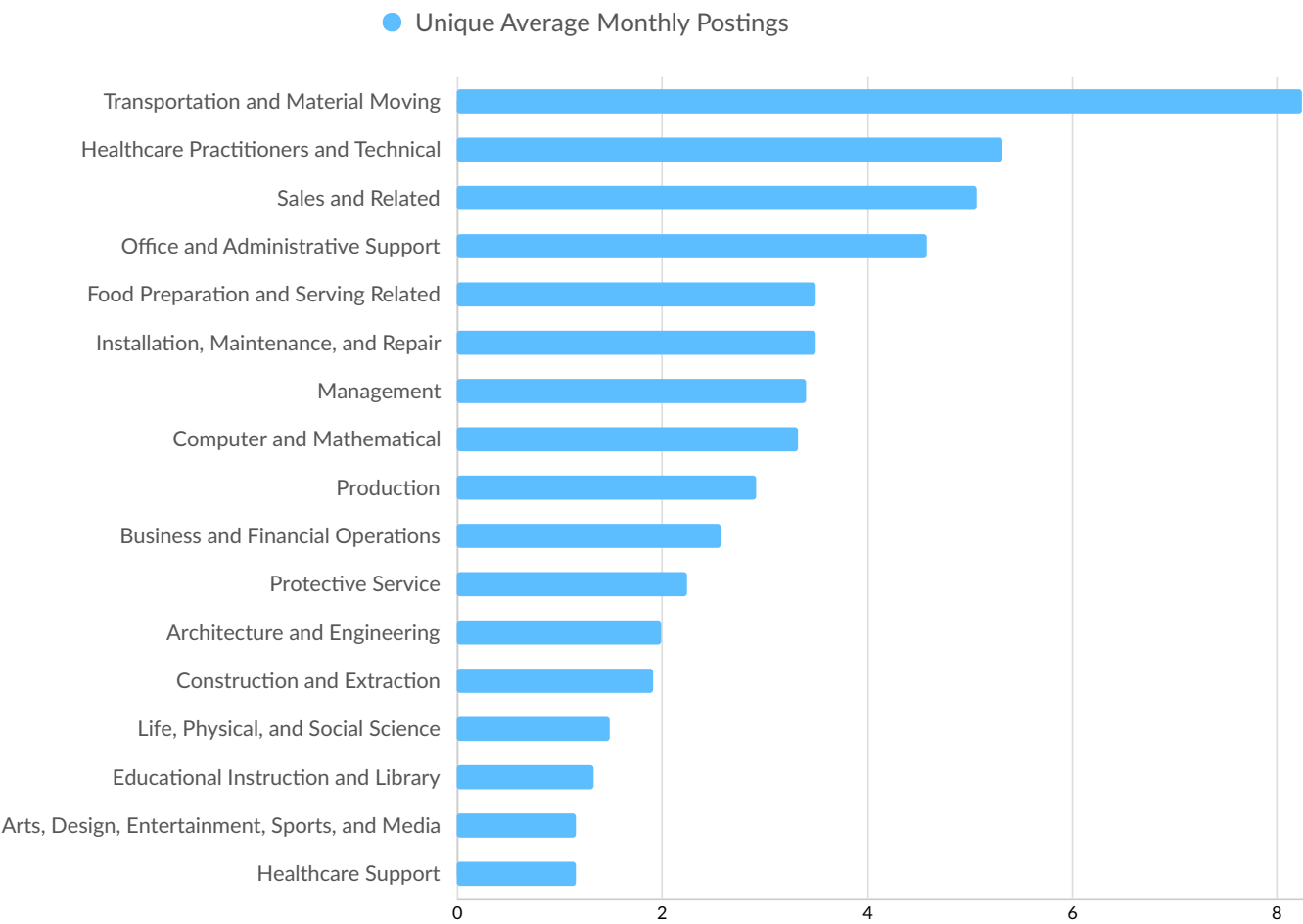
Top Occupation Employment Concentration



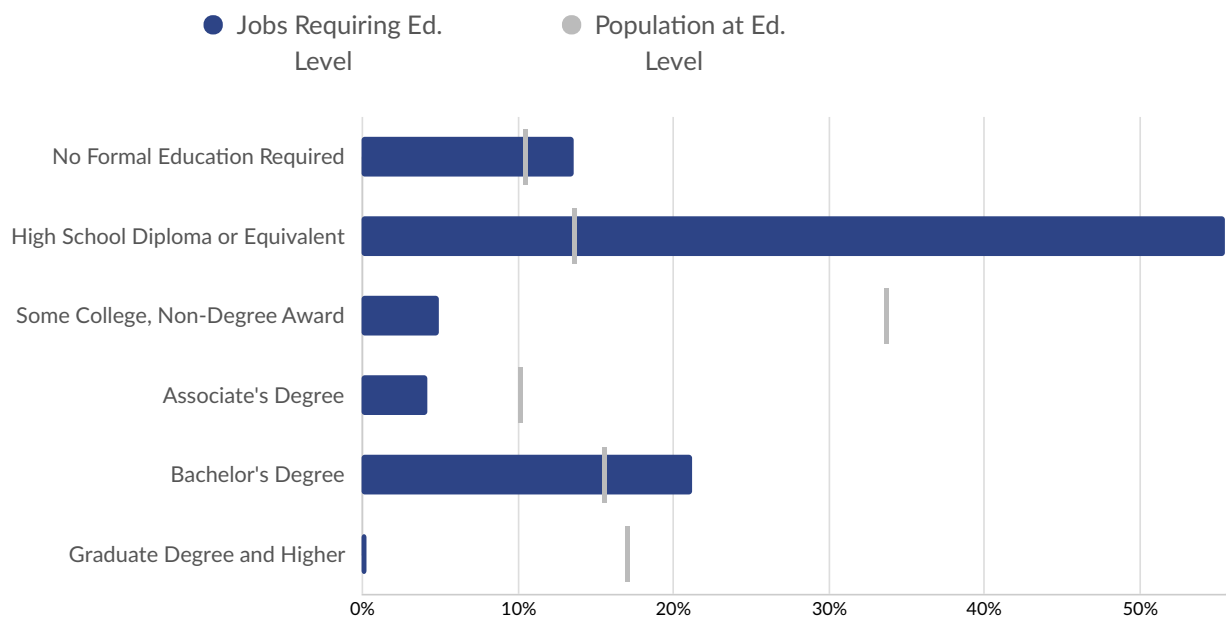
Top Occupation Earnings



Top Posted Occupations



Underemployment



Educational Pipeline

Over the last 5 years, no schools in Storey County, NV produced graduates.

In-Demand Skills

