



Douglas County, NV



GOED

NEVADA GOVERNOR'S OFFICE OF ECONOMIC DEVELOPMENT

808 W. Nye Lane
Carson City, Nevada 89703

Contents

Report Parameters	1
Economy Overview	2
Unemployment by Demographics	4
Historic & Projected Trends	8
Population Characteristics	12
Inbound and Outbound Migration	14
Industry Characteristics	16
Business Characteristics	21
Workforce Characteristics	23
Educational Pipeline	29
In-Demand Skills	30

Report Parameters

1 County

32005 Douglas County, NV

Class of Worker

QCEW Employees, Non-QCEW Employees, and Self-Employed

The information in this report pertains to the chosen geographical area.

Economy Overview

49,564

Population (2024)

Population **grew by 566** over the last 5 years but is projected to **decrease by 382** over the next 5 years.

23,560

Total Regional Employment

Jobs **grew by 900** over the last 5 years and are projected to **grow by 954** over the next 5 years.

\$88.0K

Median Household Income (2023)

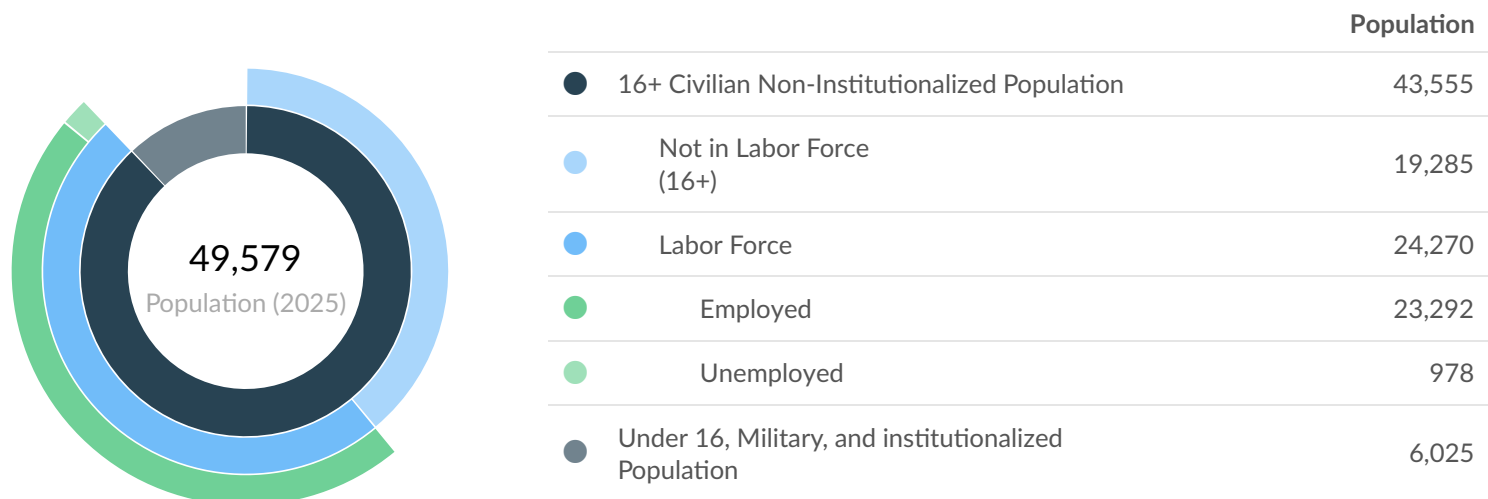
Median household income is **\$9.5K above** the national median household income of \$78.5K.

Takeaways

- As of 2024 the region's population **increased by 1.2%** since 2019, growing by 566. Population is expected to **decrease by 0.8%** between 2024 and 2029, losing 382.
- From 2019 to 2024, jobs **increased by 4.0%** in Douglas County, NV from 22,660 to **23,560**. This change **fell short of the national growth rate of 4.4% by 0.4%**. As the number of jobs increased, the **labor force participation rate decreased from 54.7% to 53.6% between 2019 and 2024**.
- Concerning educational attainment, **20.7% of Douglas County, NV residents possess a Bachelor's Degree** (0.8% below the national average), and **10.6% hold an Associate's Degree** (1.8% above the national average).
- The top three industries in 2024 are Traveler Accommodation, Local Government, Excluding Education and Hospitals, and Restaurants and Other Eating Places.

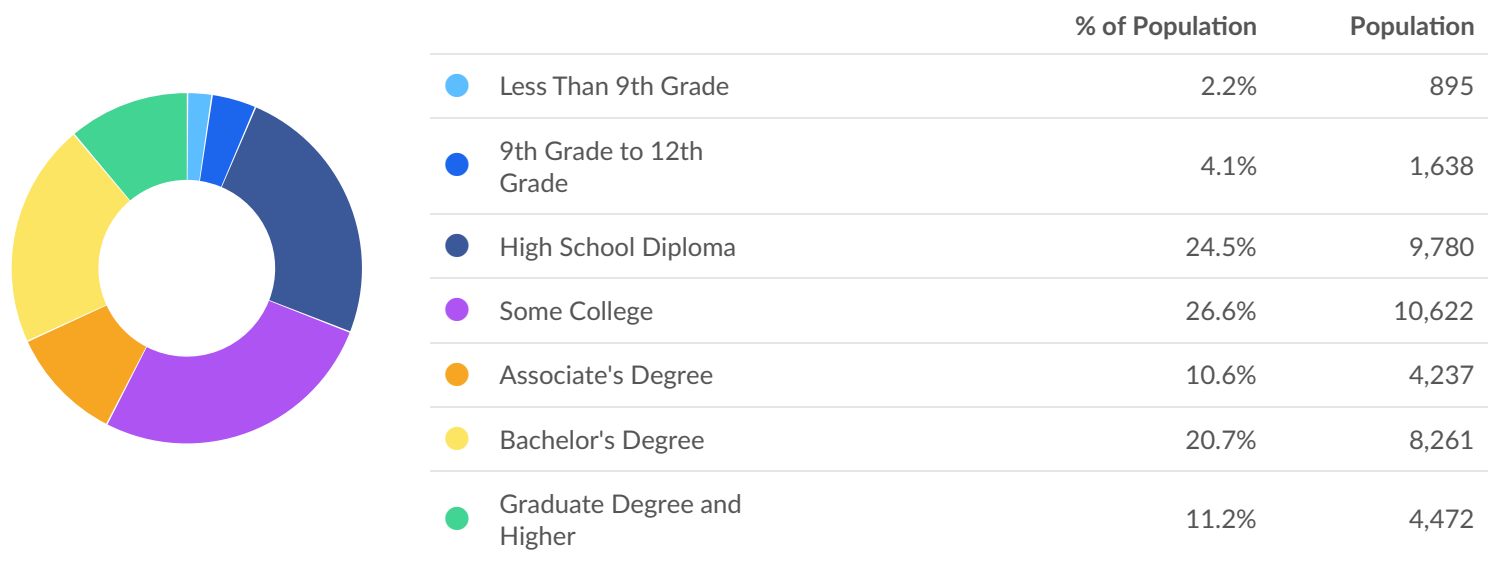
	Population (2025)	Labor Force (Aug 2025)	Jobs (2024)	Cost of Living	GRP	Imports	Exports
Region	49,579	24,270	23,560	120.4	\$4.11B	\$5.01B	\$3.92B
State	3,284,005	1,672,834	1,724,752	111.5	\$261.22B	\$209.31B	\$244.55B

Aug 2025 Labor Force Breakdown



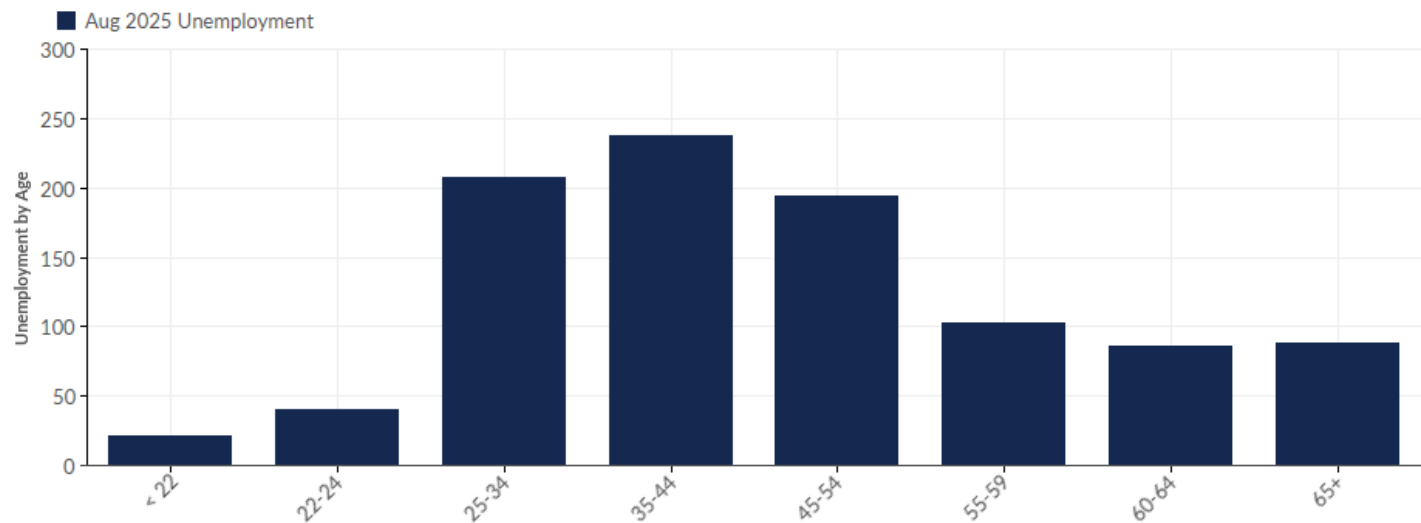
Educational Attainment

Concerning educational attainment, **20.7% of Douglas County, NV residents possess a Bachelor's Degree** (0.8% below the national average), and **10.6% hold an Associate's Degree** (1.8% above the national average).



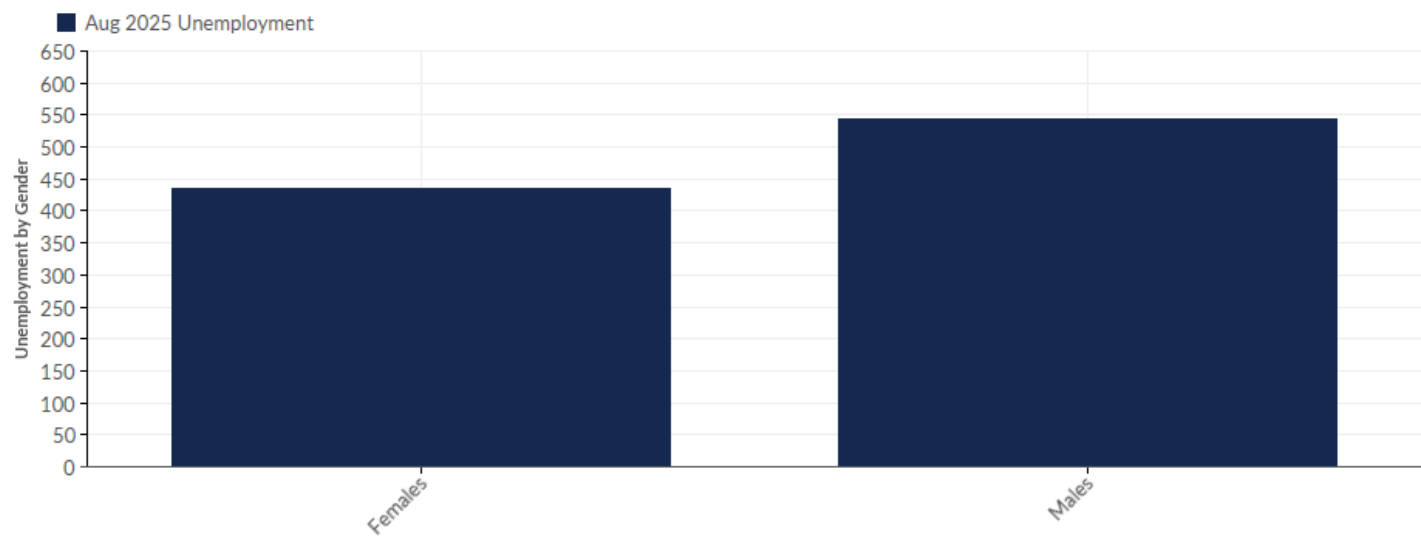
Unemployment by Demographics

Unemployment by Age



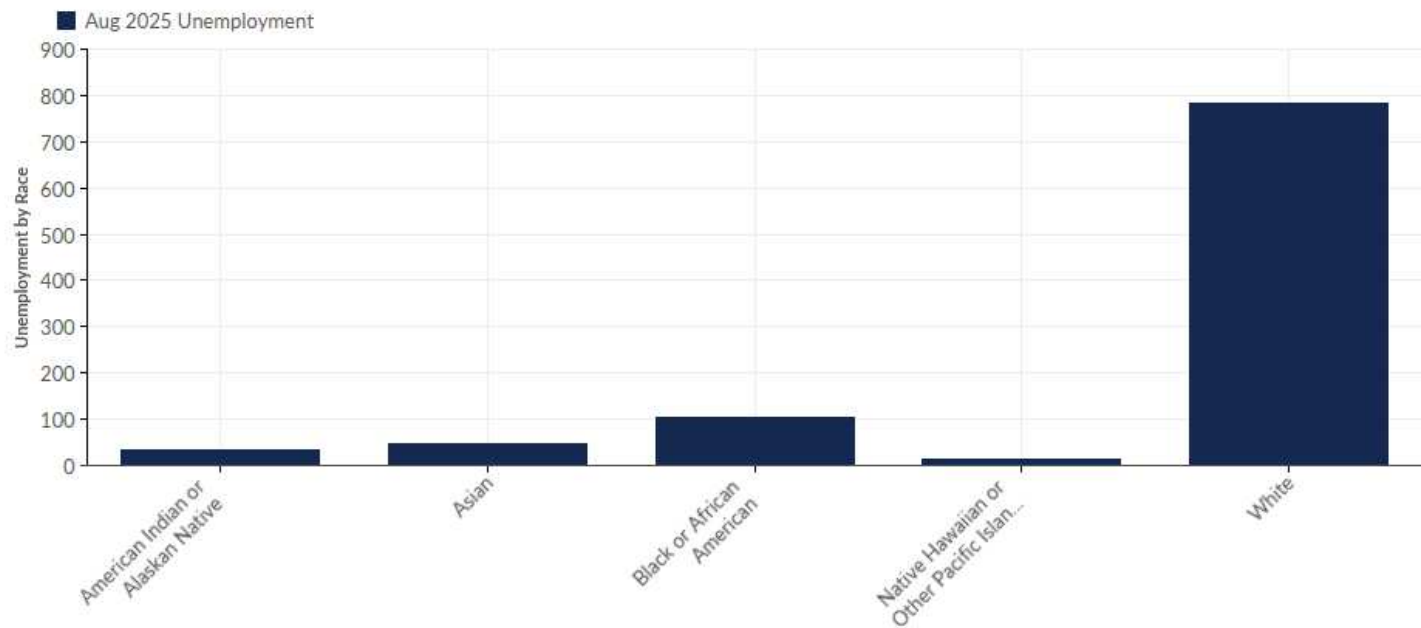
Age	Unemployment (Aug 2025)	% of Unemployed
< 22	22	2.25%
22-24	40	4.09%
25-34	208	21.27%
35-44	237	24.23%
45-54	194	19.84%
55-59	103	10.53%
60-64	86	8.79%
65+	89	9.10%
Total	978	100.00%

Unemployment by Gender



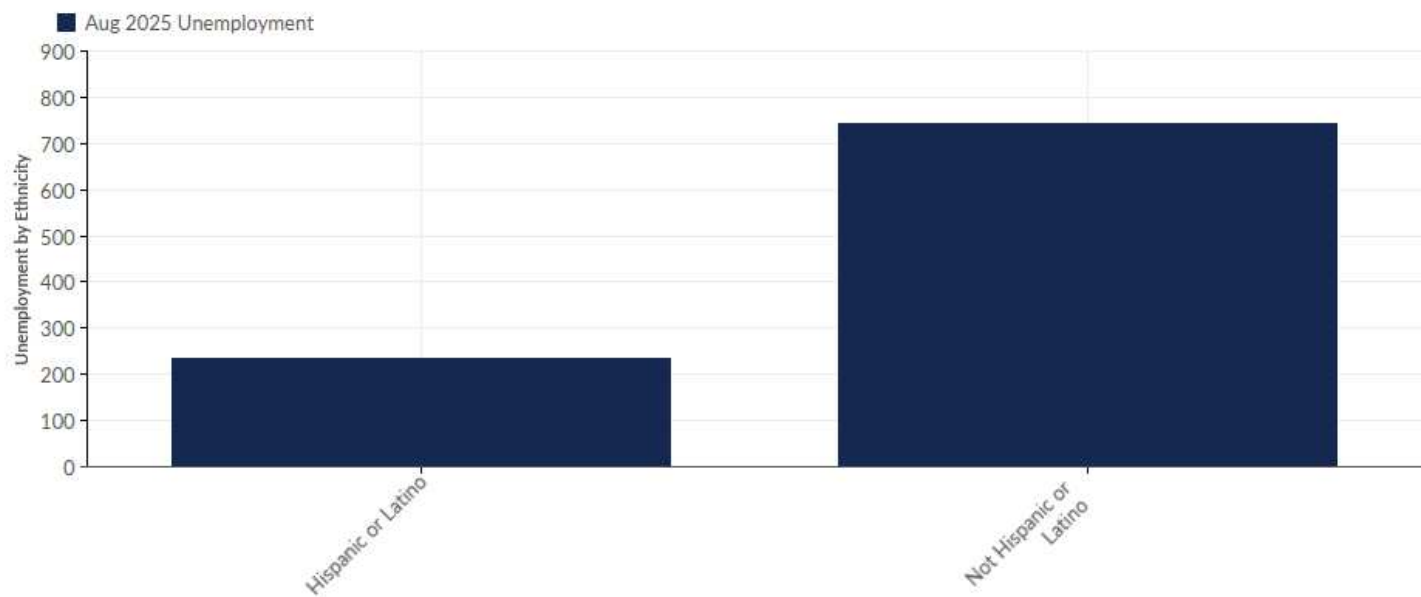
Gender	Unemployment (Aug 2025)	% of Unemployed
Females	435	44.48%
Males	543	55.52%
Total	978	100.00%

Unemployment by Race



Race	Unemployment (Aug 2025)	% of Unemployed
American Indian or Alaskan Native	33	3.37%
Asian	46	4.70%
Black or African American	104	10.63%
Native Hawaiian or Other Pacific Islander	13	1.33%
White	782	79.96%
Total	978	100.00%

Unemployment by Ethnicity

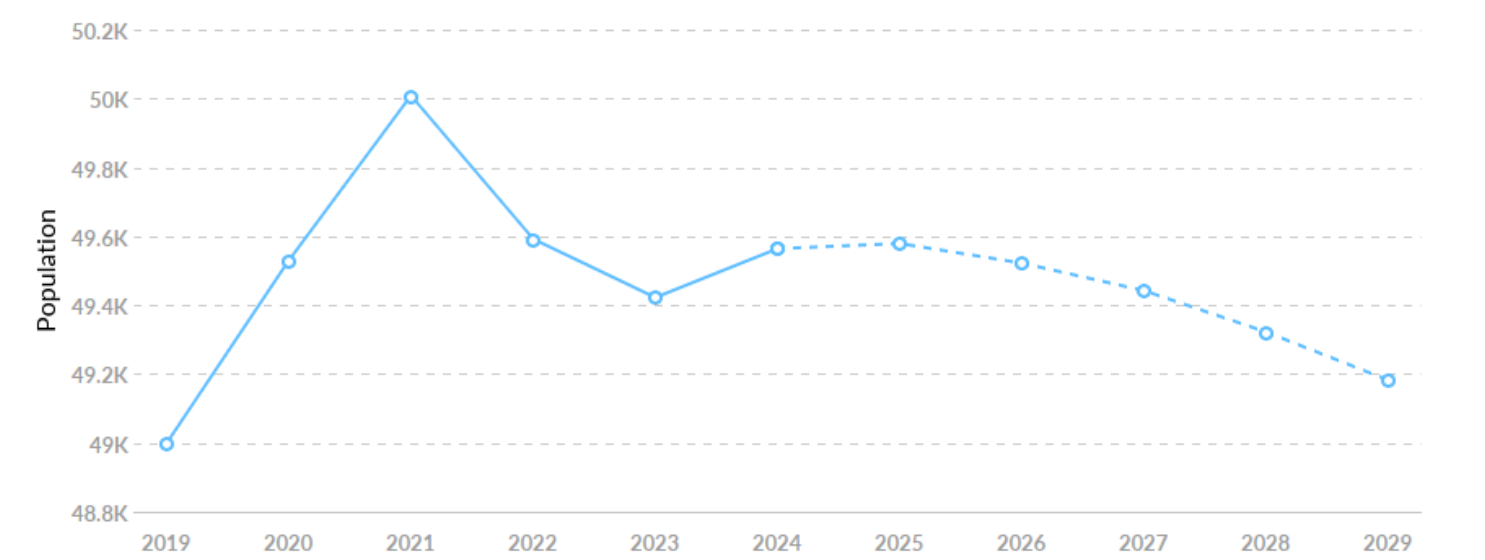


Ethnicity	Unemployment (Aug 2025)	% of Unemployed
Hispanic or Latino	236	24.13%
Not Hispanic or Latino	742	75.87%
Total	978	100.00%

Historic & Projected Trends

Population Trends

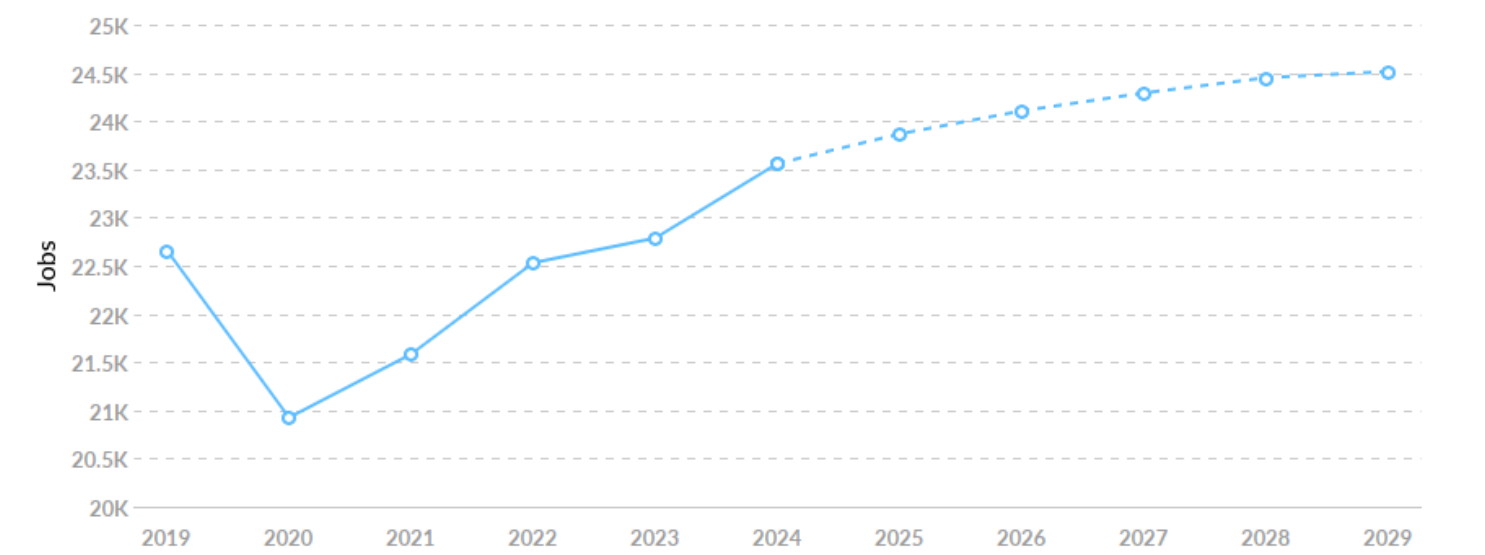
As of 2024 the region's population **increased by 1.2%** since 2019, growing by 566. Population is expected to **decrease by 0.8%** between 2024 and 2029, losing 382.



Timeframe	Population
2019	48,998
2020	49,529
2021	50,008
2022	49,592
2023	49,422
2024	49,564
2025	49,579
2026	49,522
2027	49,442
2028	49,322
2029	49,182

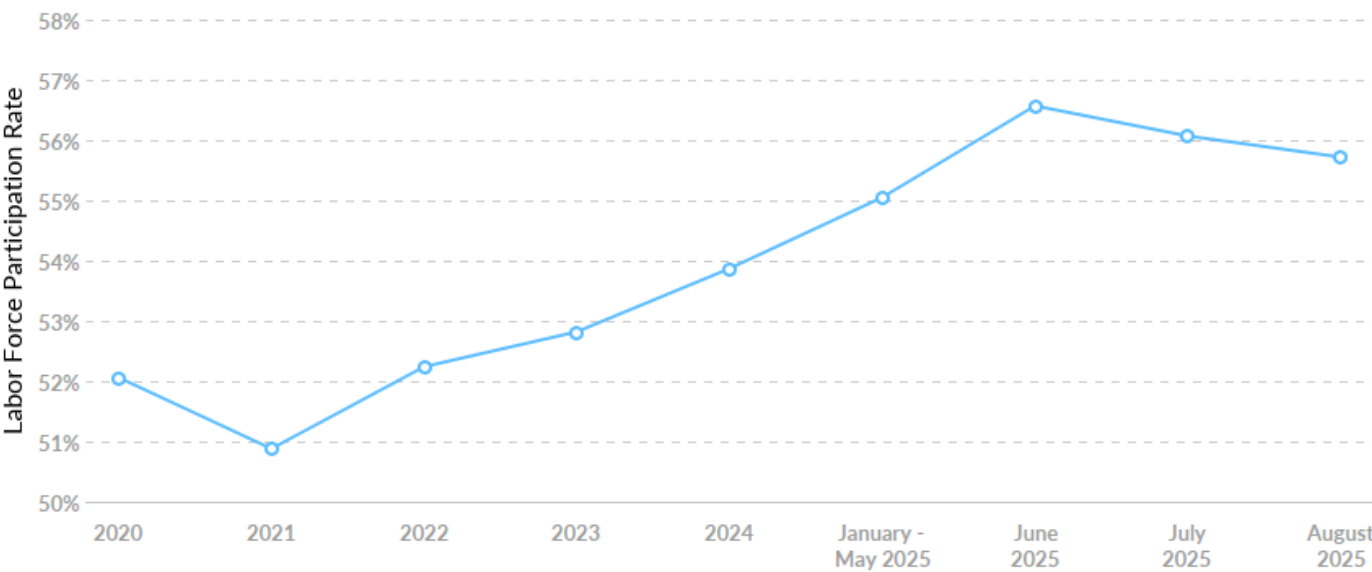
Job Trends

From 2019 to 2024, jobs increased by 4.0% in Douglas County, NV from 22,660 to 23,560. This change fell short of the national growth rate of 4.4% by 0.4%.



Timeframe	Jobs
2019	22,660
2020	20,924
2021	21,582
2022	22,530
2023	22,787
2024	23,560
2025	23,867
2026	24,106
2027	24,292
2028	24,450
2029	24,514

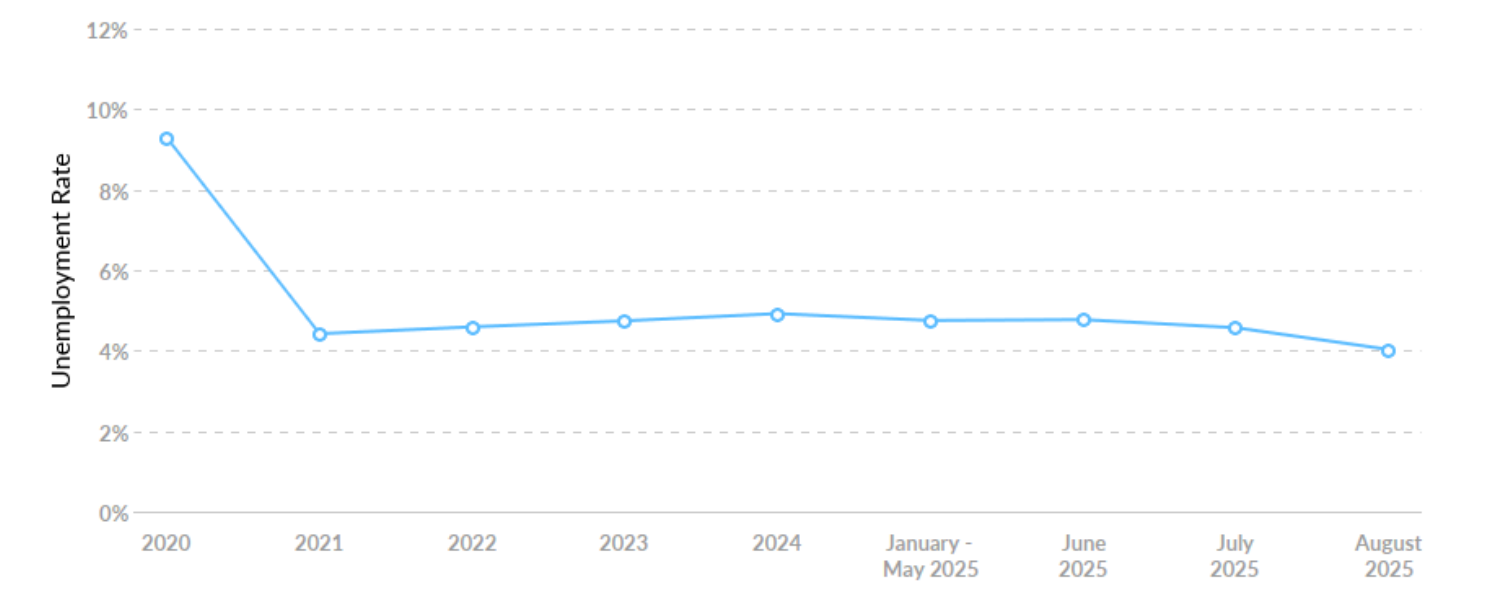
Labor Force Participation Rate Trends



Timeframe	Labor Force Participation Rate
2020	52.06%
2021	50.88%
2022	52.24%
2023	52.82%
2024	53.87%
January - May 2025	55.05%
June 2025	56.57%
July 2025	56.07%
August 2025	55.72%

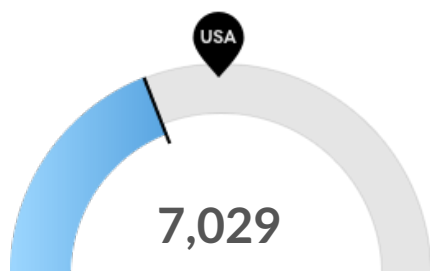
Unemployment Rate Trends

Douglas County, NV had an August 2025 unemployment rate of 4.03%, **decreasing from 9.29%** 5 years before.



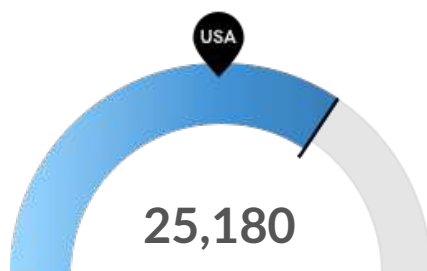
Timeframe	Unemployment Rate
2020	9.29%
2021	4.42%
2022	4.59%
2023	4.74%
2024	4.92%
January - May 2025	4.75%
June 2025	4.77%
July 2025	4.57%
August 2025	4.03%

Population Characteristics



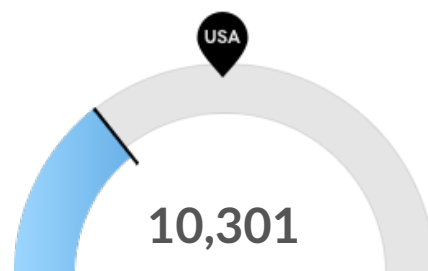
Millennials

Douglas County, NV has 7,029 millennials (ages 25-39). The national average for an area this size is 10,146.



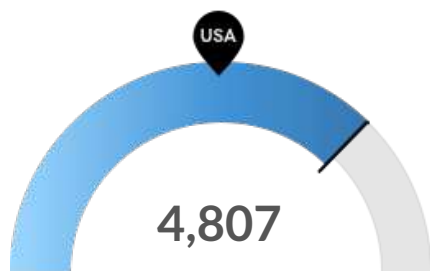
Retiring Soon

Retirement risk is high in Douglas County, NV. The national average for an area this size is 14,987 people 55 or older, while there are 25,180 here.



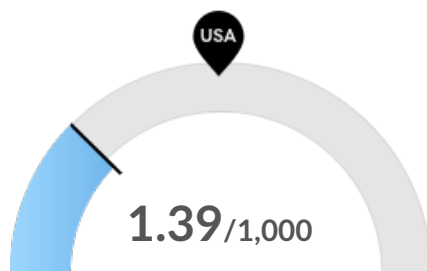
Racial Diversity

Racial diversity is low in Douglas County, NV. The national average for an area this size is 21,084 racially diverse people, while there are 10,301 here.



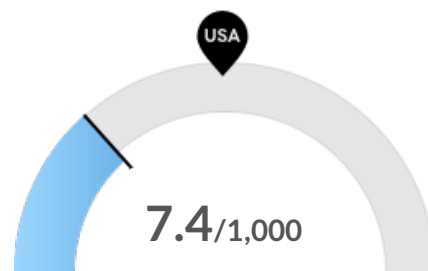
Veterans

Douglas County, NV has 4,807 veterans. The national average for an area this size is 2,431.



Violent Crime

Douglas County, NV has 1.39 violent crimes per 1,000 people. The national rate is 3.38 per 1,000 people.



Property Crime

Douglas County, NV has 7.4 property crimes per 1,000 people. The national rate is 16.44 per 1,000 people.

Place of Work vs Place of Residence

Understanding where talent in Douglas County, NV currently works compared to where talent lives can help you optimize site decisions. For example, the #1 ranked ZIP for employment ranks #3 for resident workers. The top ZIP for resident workers is 89460.



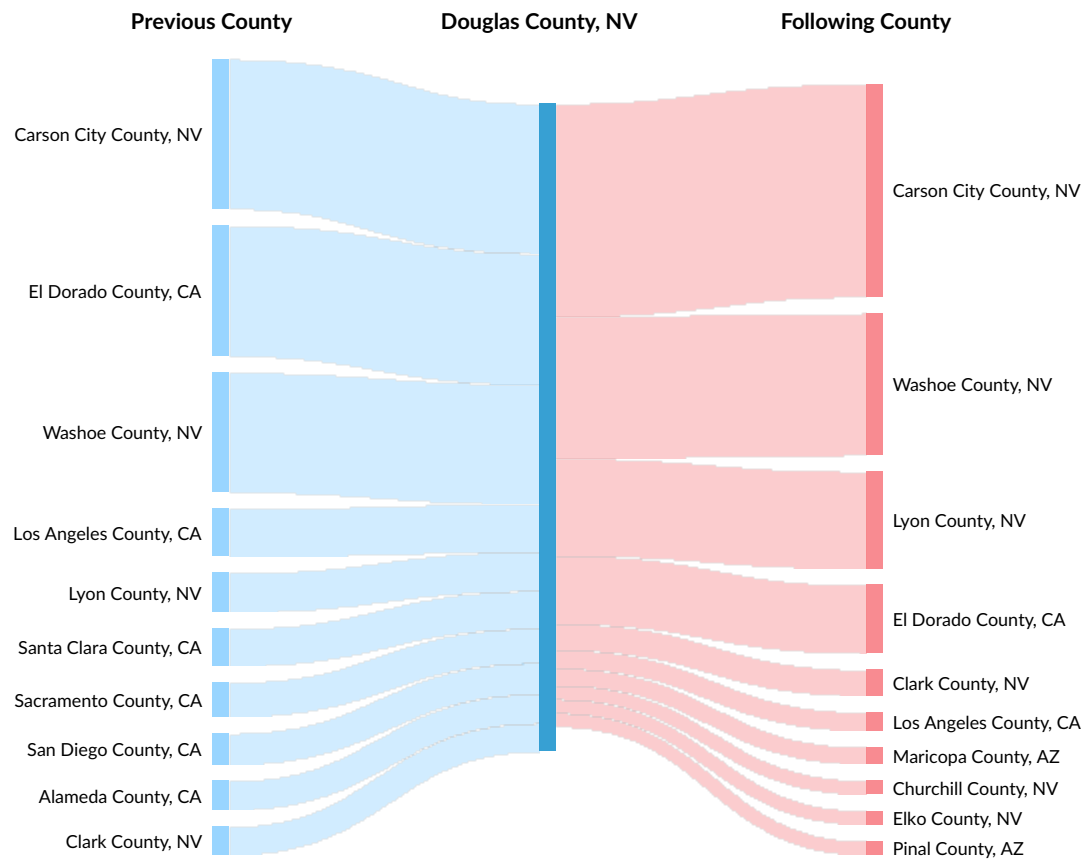
Where Talent Works		
ZIP	Name	2024 Employment
89423	Minden, NV (in Douglas...	6,369
89410	Gardnerville, NV (in Do...	5,335
89449	Stateline, NV (in Dougla...	4,267
89460	Gardnerville, NV (in Do...	3,256
89705	Carson City, NV (in Dou...	1,901

Where Talent Lives		
ZIP	Name	2024 Workers
89460	Gardnerville, NV (in Do...	7,353
89410	Gardnerville, NV (in Do...	5,583
89423	Minden, NV (in Douglas...	5,562
89705	Carson City, NV (in Dou...	2,824
89449	Stateline, NV (in Dougla...	965

Inbound and Outbound Migration

The table below analyzes past and current residents of Douglas County, NV. The left column shows residents of other counties migrating to Douglas County, NV. The right column shows residents migrating from Douglas County, NV to other counties.

As of 2022, 378 people have migrated from Carson City County, NV to Douglas County, NV. In the same year, 538 people left Douglas County, NV migrating to Carson City County, NV. The total Net Migration for Douglas County, NV in 2022 was 181.

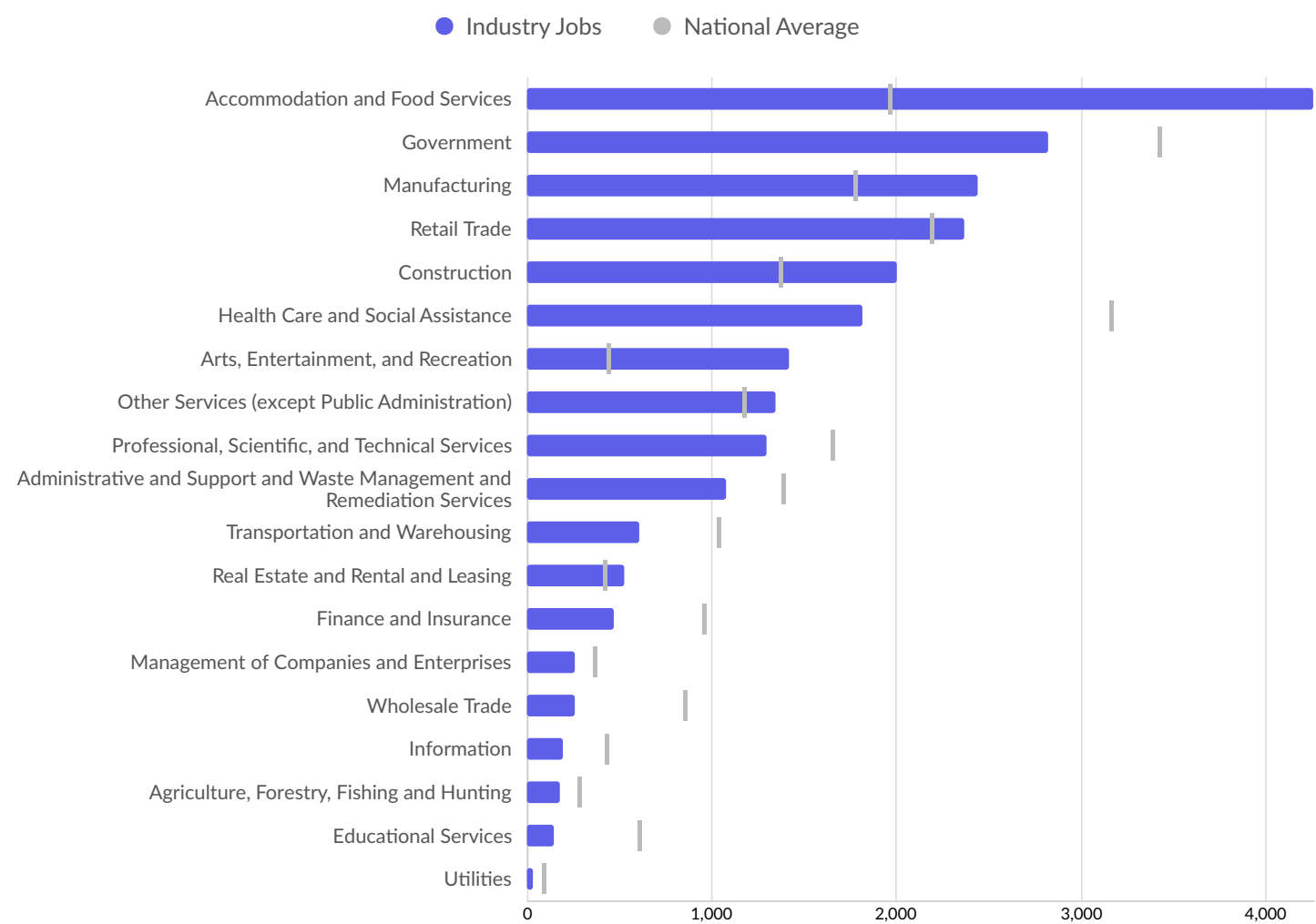


Top Previous Counties	Migrations
Carson City County, NV	378
El Dorado County, CA	331
Washoe County, NV	302
Los Angeles County, CA	121
Lyon County, NV	99
Santa Clara County, CA	95

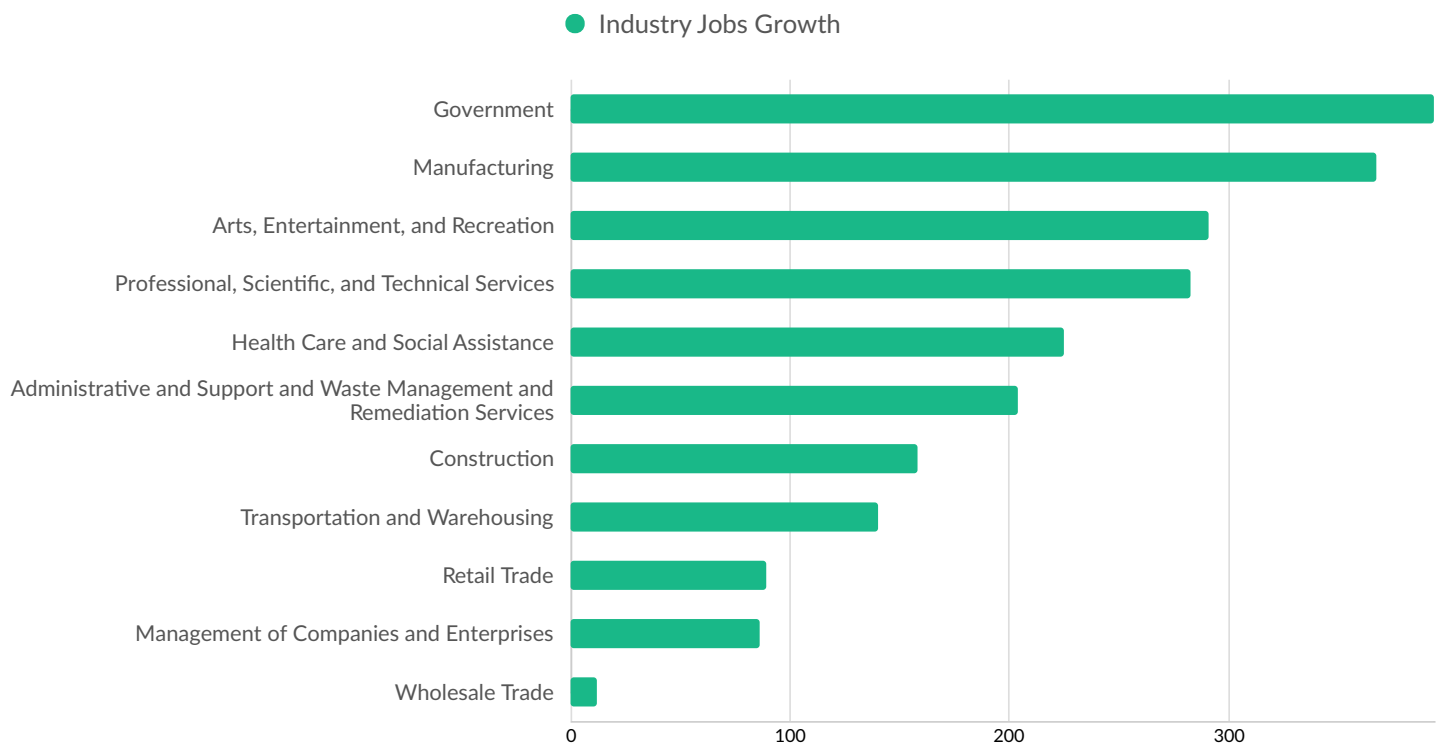
Top Previous Counties	Migrations
Sacramento County, CA	87
San Diego County, CA	79
Alameda County, CA	73
Clark County, NV	72
Riverside County, CA	67
Contra Costa County, CA	58
Orange County, CA	52
Ventura County, CA	51
San Bernardino County, CA	50
Top Following Counties	Migrations
Carson City County, NV	538
Washoe County, NV	358
Lyon County, NV	245
El Dorado County, CA	172
Clark County, NV	66
Los Angeles County, CA	47
Maricopa County, AZ	43
Churchill County, NV	35
Elko County, NV	35
Pinal County, AZ	35
Santa Clara County, CA	35
Pima County, AZ	35
Riverside County, CA	35
Orange County, CA	35
San Bernardino County, CA	34

Industry Characteristics

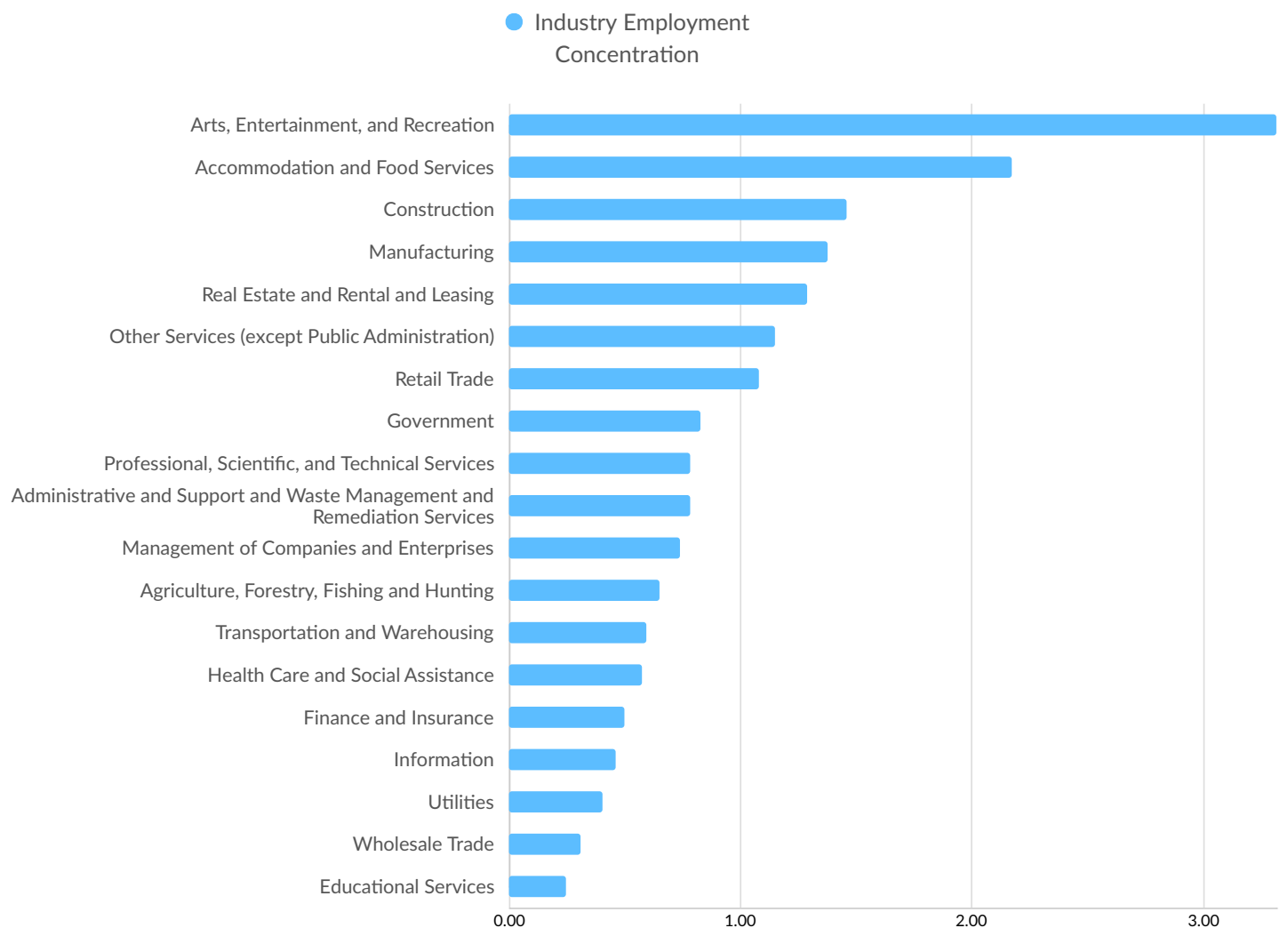
Largest Industries



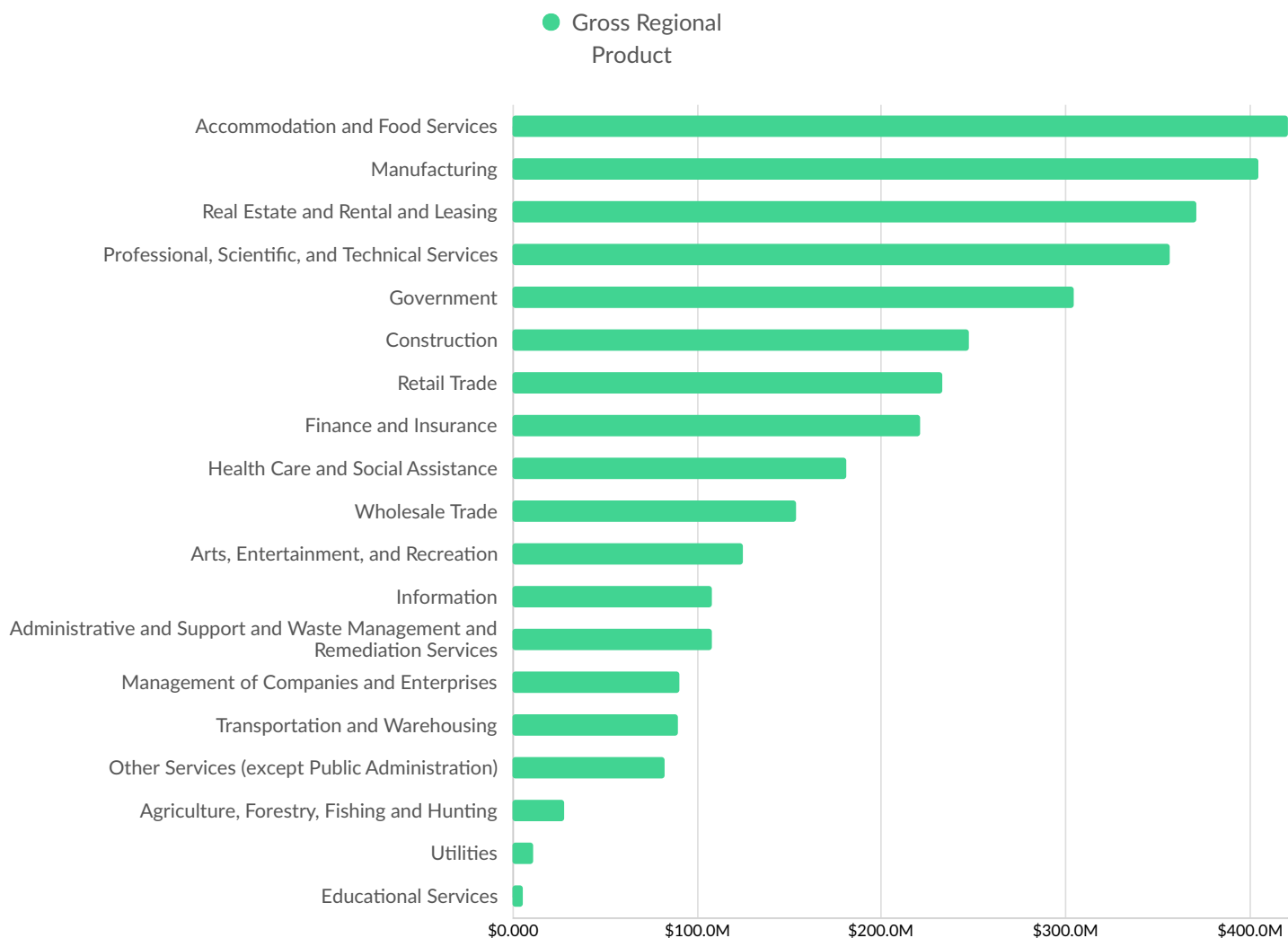
Top Growing Industries



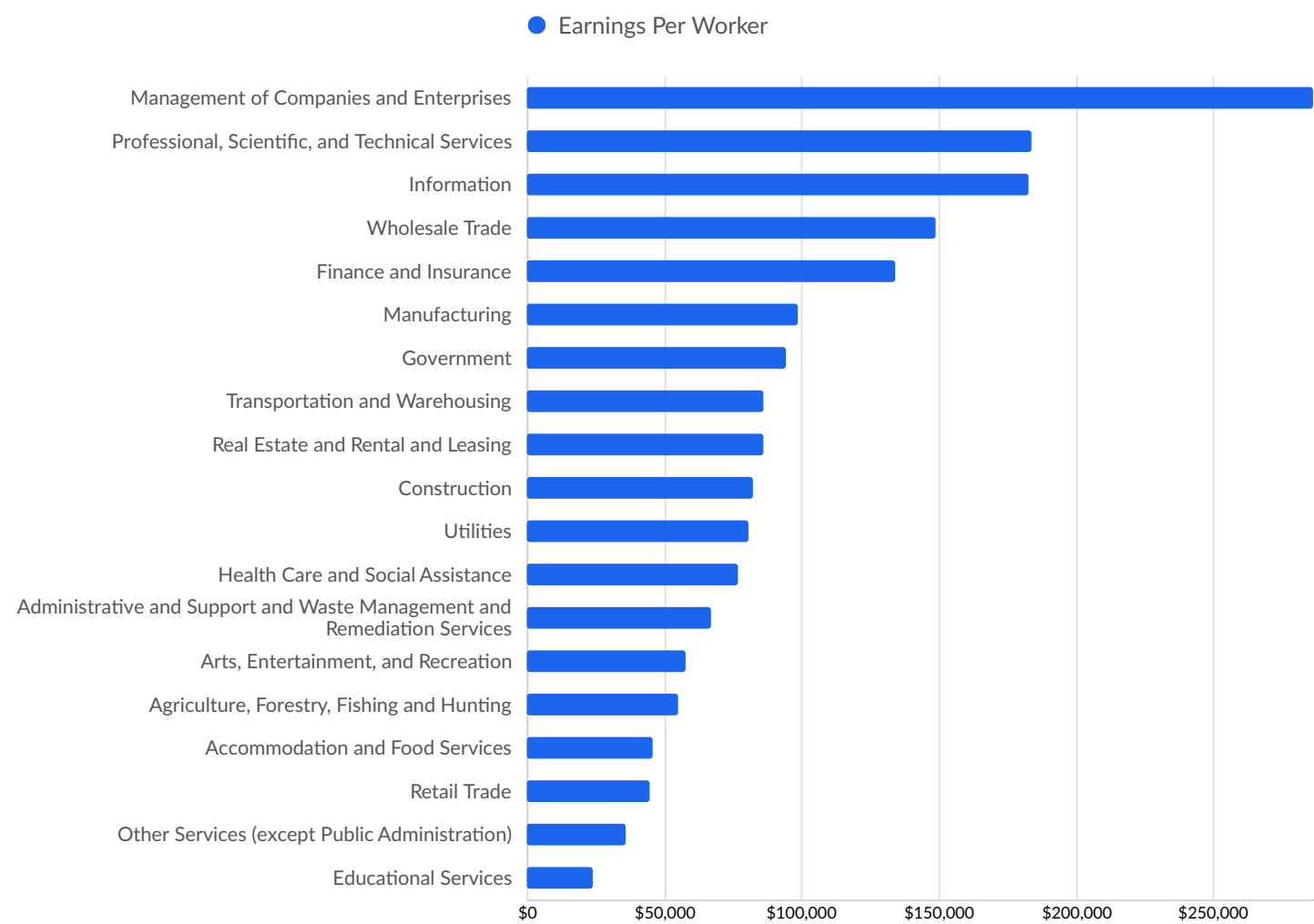
Top Industry Employment Concentration



Top Industry GRP



Top Industry Earnings



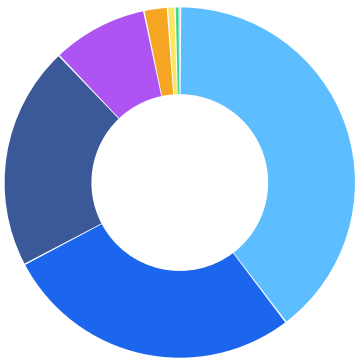
Business Characteristics

5,038 Companies Employ Your Workers

Online profiles for your workers mention 5,038 companies as employers, with the top 10 appearing below. In the last 12 months, 1,048 companies in Douglas County, NV posted job postings, with the top 10 appearing below.

Top Companies	Profiles	Top Companies Posting	Unique Postings
State of Nevada	192 <div></div>	Caesars Entertainment	394 <div></div>
Douglas County School District	161 <div></div>	State of Nevada	309 <div></div>
Caesars Entertainment	159 <div></div>	Carson Agency	235 <div></div>
Starbucks	84 <div></div>	Landry's	190 <div></div>
Baker Hughes	81 <div></div>	Ballys Hotel & Casino	186 <div></div>
GE Vernova	68 <div></div>	ManpowerGroup	154 <div></div>
Chase	62 <div></div>	Aramark	148 <div></div>
Douglas County	60 <div></div>	Golden Nugget	134 <div></div>
Douglas County School District ...	60 <div></div>	GE Aerospace	119 <div></div>
Washoe Tribe Of Nevada & Calif...	59 <div></div>	Douglas County	83 <div></div>

Business Size

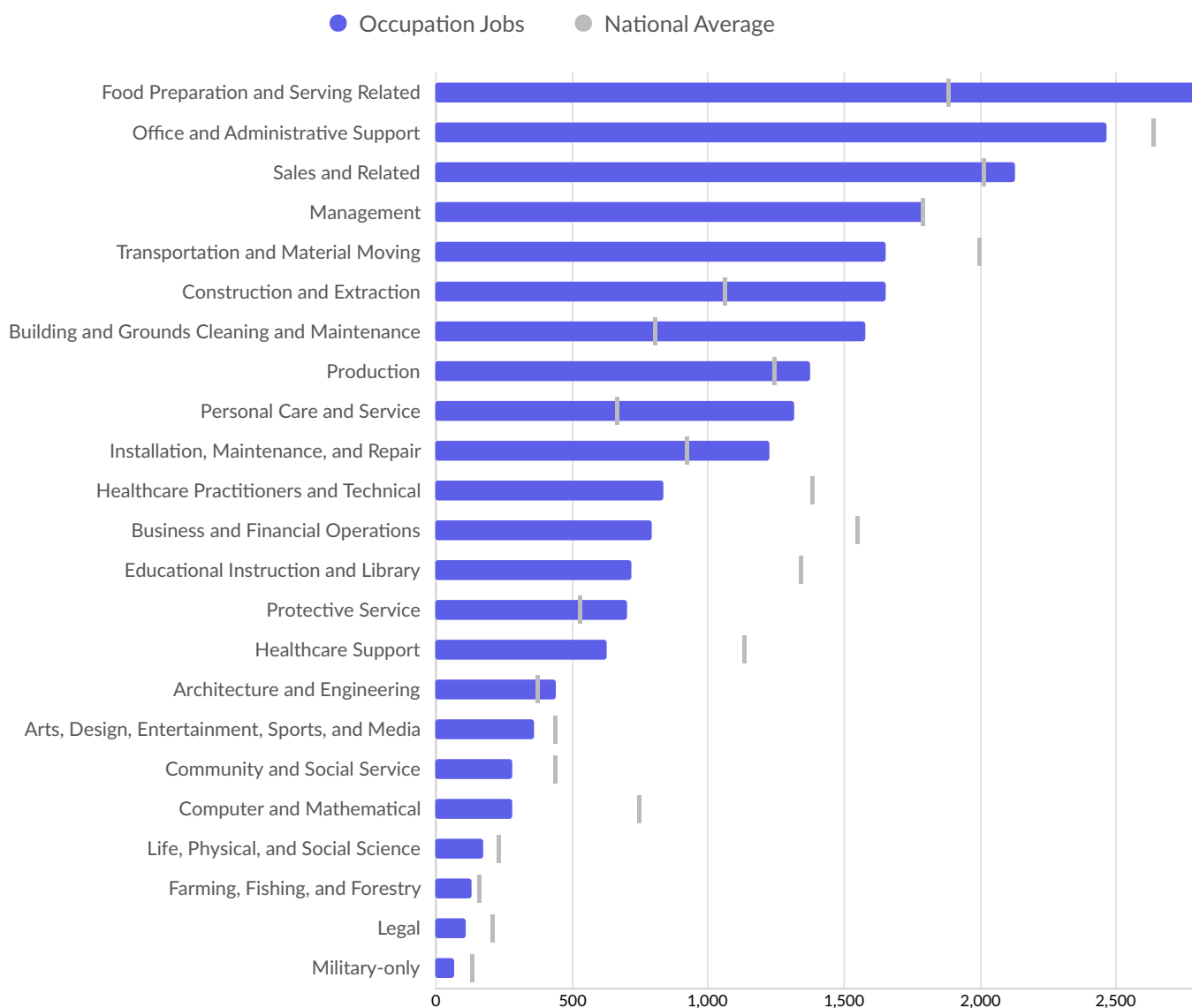


	Percentage	Business Count
1 to 4 employees	39.6%	1,096
5 to 9 employees	27.6%	765
10 to 19 employees	20.6%	571
20 to 49 employees	8.8%	244
50 to 99 employees	2.2%	60
100 to 249 employees	0.7%	19
250 to 499 employees	0.4%	11
500+ employees	0.1%	3

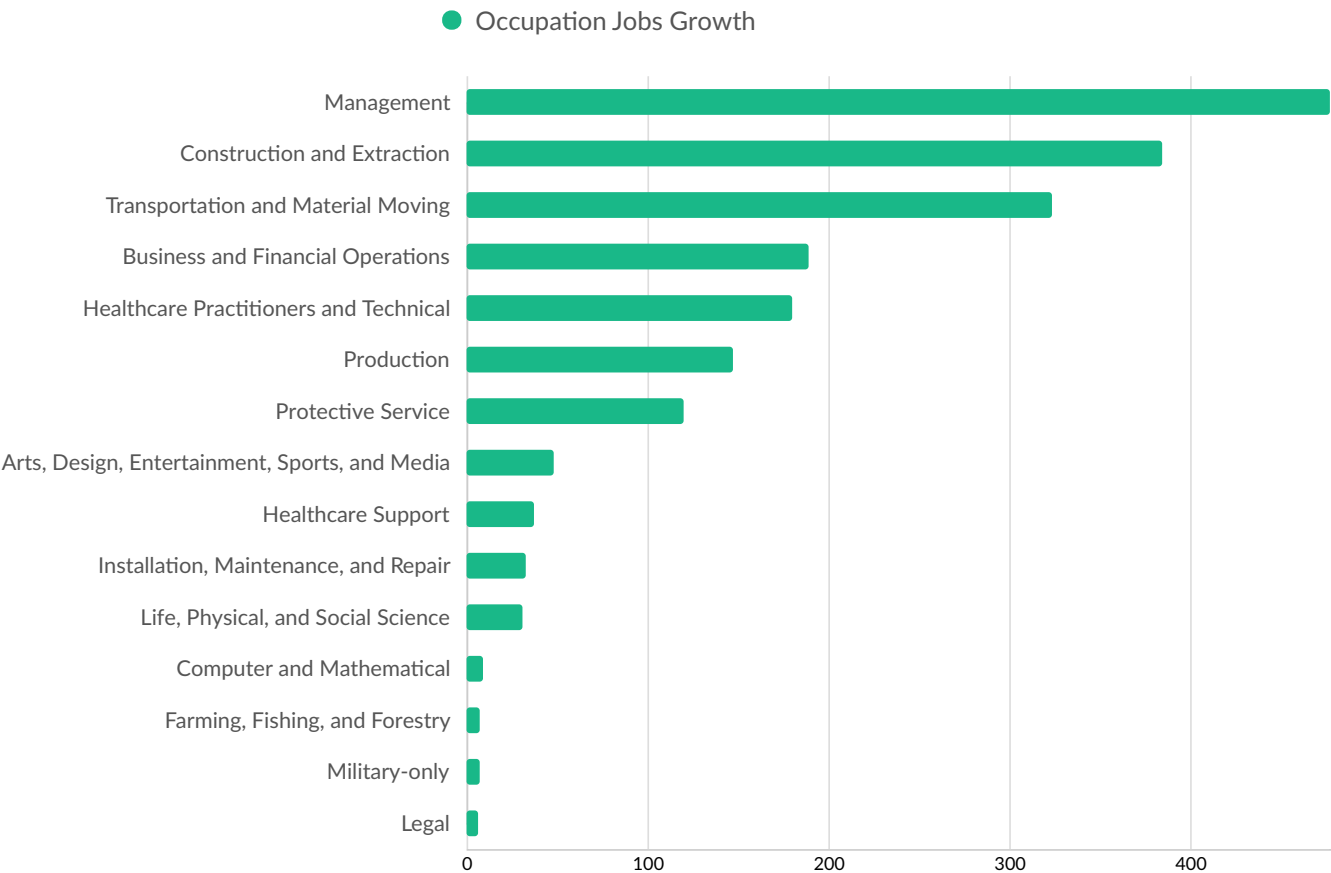
**Business Data by DatabaseUSA.com is third-party data provided by Lightcast to its customers as a convenience, and Lightcast does not endorse or warrant its accuracy or consistency with other published Lightcast data. In most cases, the Business Count will not match total companies with profiles on the summary tab.*

Workforce Characteristics

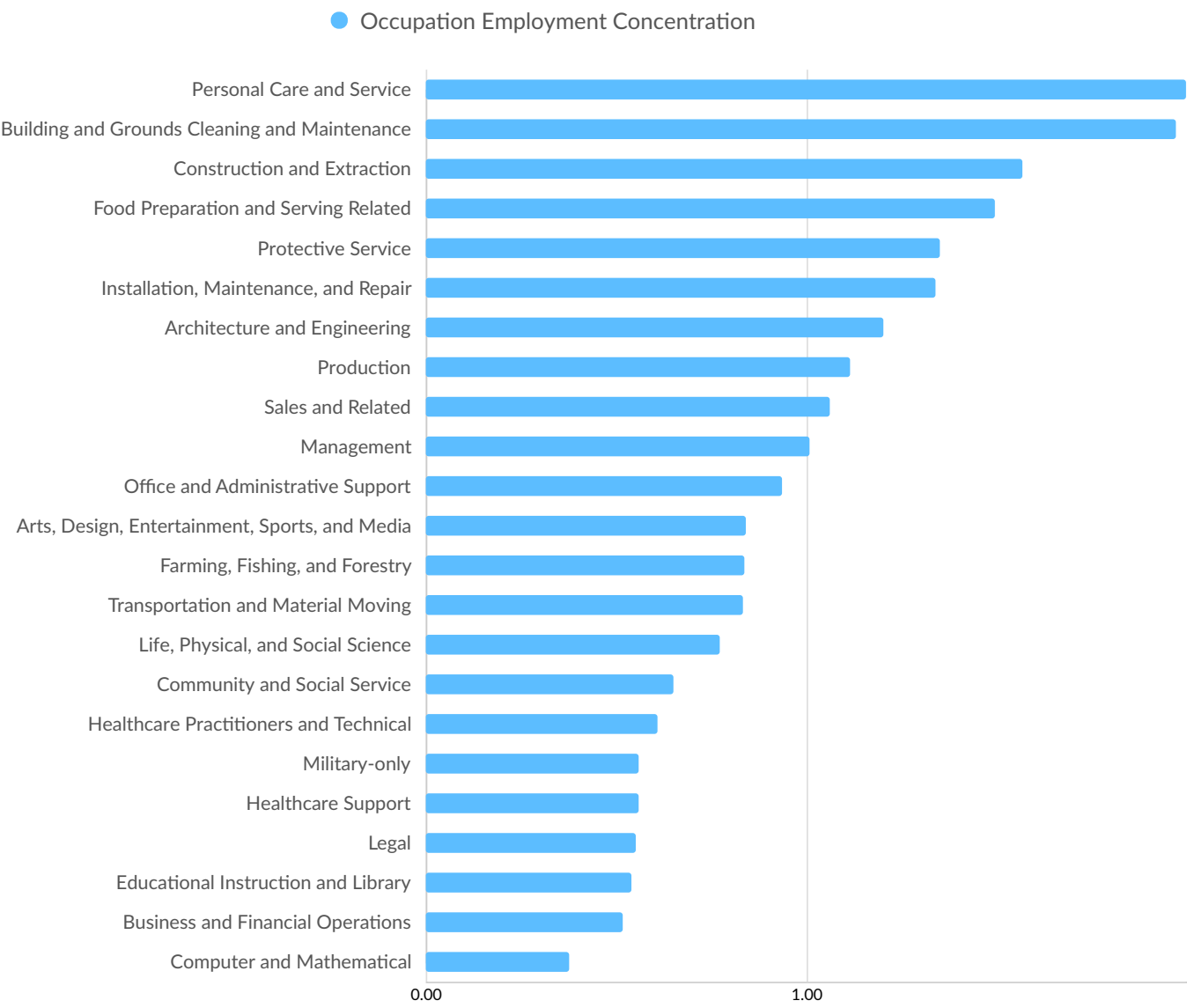
Largest Occupations



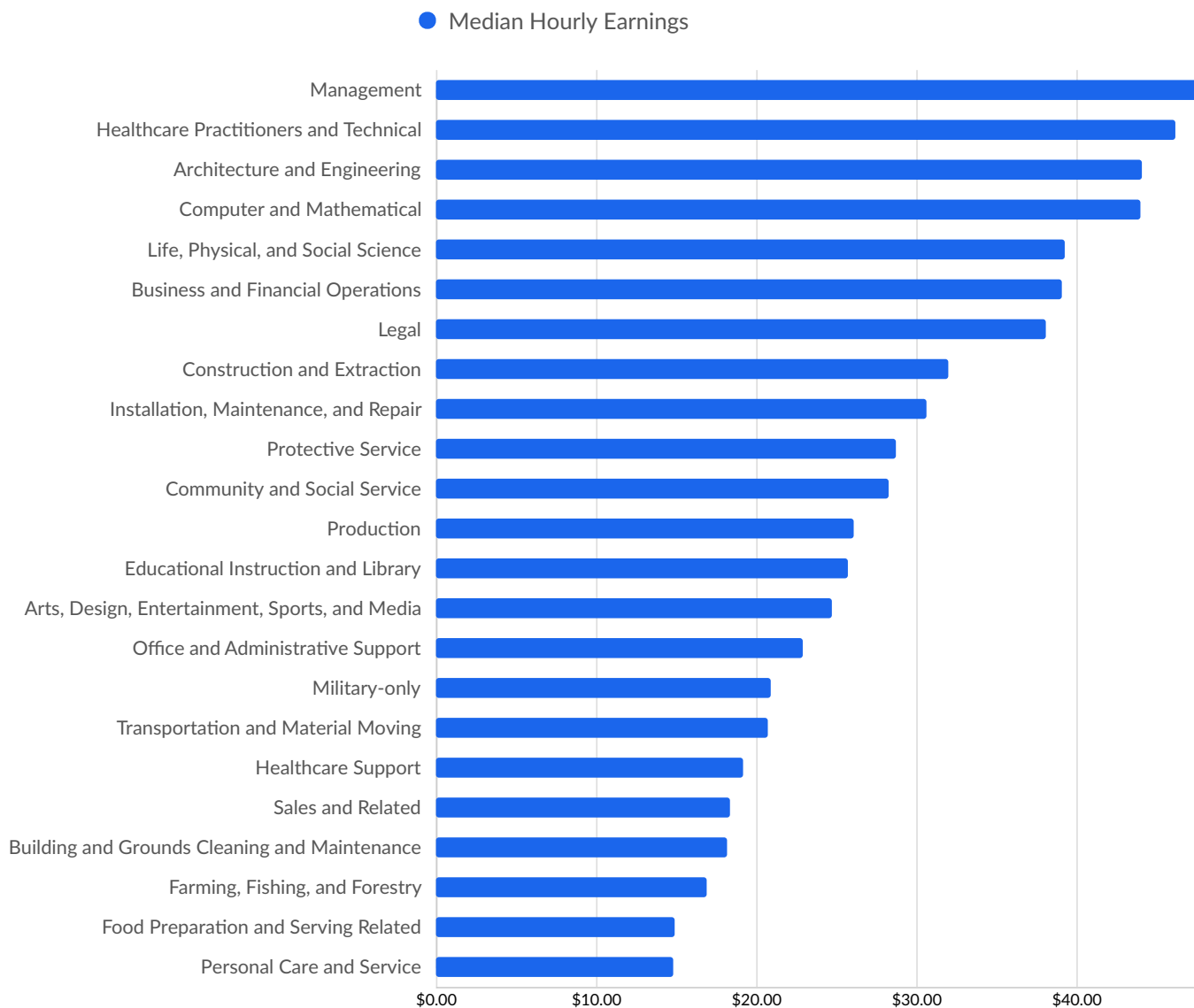
Top Growing Occupations



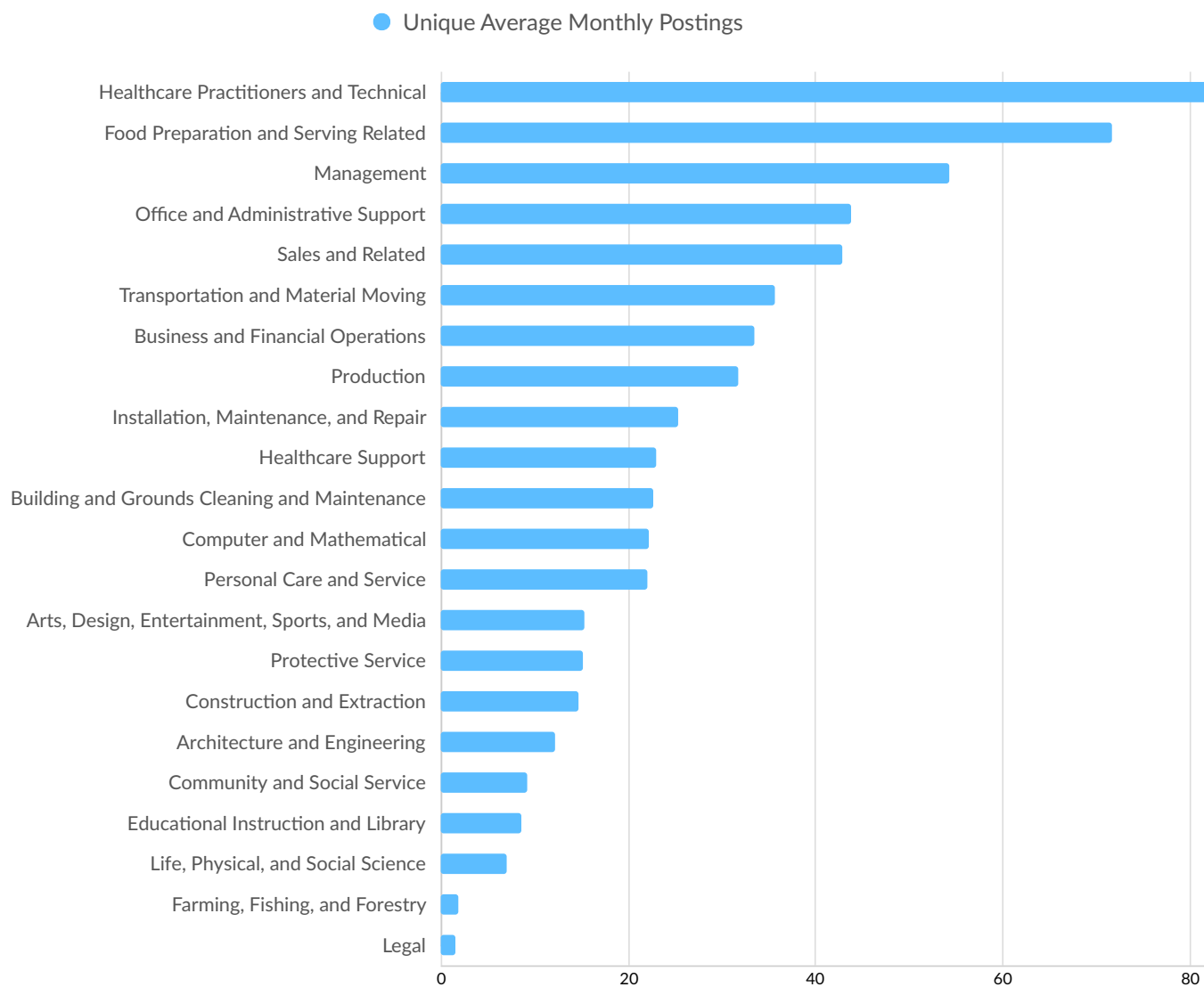
Top Occupation Employment Concentration



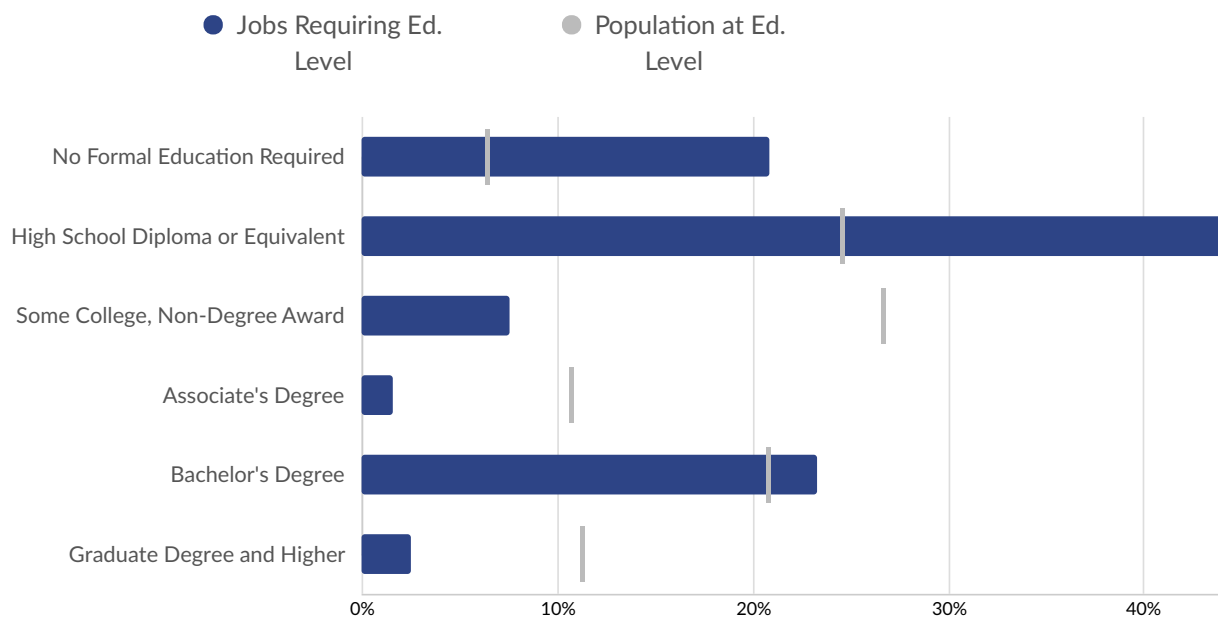
Top Occupation Earnings



Top Posted Occupations



Underemployment



Educational Pipeline

Over the last 5 years, no schools in Douglas County, NV produced graduates.

In-Demand Skills

