



# Carson City County, NV



# GOED

NEVADA GOVERNOR'S OFFICE OF ECONOMIC DEVELOPMENT

808 W. Nye Lane  
Carson City, Nevada 89703

# Contents

Report Parameters .....	1
Economy Overview .....	2
Unemployment by Demographics .....	4
Historic & Projected Trends .....	8
Population Characteristics .....	12
Inbound and Outbound Migration .....	14
Industry Characteristics .....	17
Business Characteristics .....	22
Workforce Characteristics .....	24
Educational Pipeline .....	30
In-Demand Skills .....	31

## Report Parameters

### 1 County

32510 Carson City County, NV

---

### Class of Worker

QCEW Employees, Non-QCEW Employees, and Self-Employed

The information in this report pertains to the chosen geographical area.

## Economy Overview

58,148

Population (2024)

Population **grew by 2,254** over the last 5 years and is projected to **grow by 1,213** over the next 5 years.

34,466

Total Regional Employment

Jobs **grew by 1,406** over the last 5 years and are projected to **grow by 1,541** over the next 5 years.

\$71.8K

Median Household Income (2023)

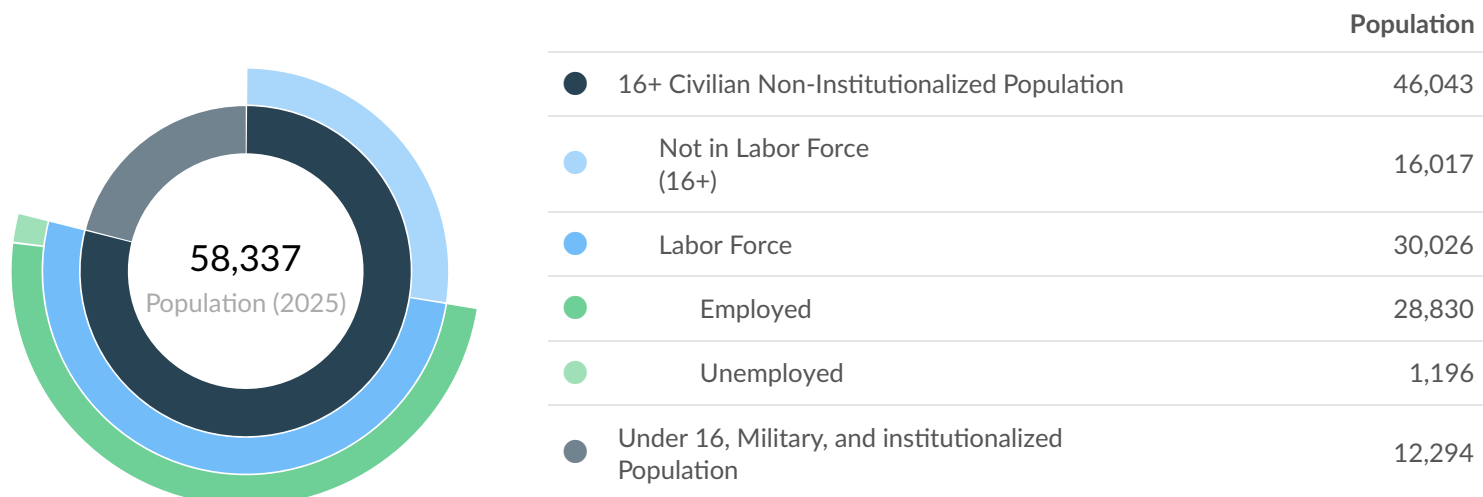
Median household income is **\$6.7K below** the national median household income of \$78.5K.

## Takeaways

- As of 2024 the region's population **increased by 4.0%** since 2019, growing by 2,254. Population is expected to **increase by 2.1%** between 2024 and 2029, adding 1,213.
- From 2019 to 2024, jobs **increased by 4.3%** in Carson City County, NV from 33,060 to **34,466**. This change **fell short of the national growth rate of 4.4% by 0.1%**. As the number of jobs increased, the **labor force participation rate decreased from 65.1% to 63.8% between 2019 and 2024**.
- Concerning educational attainment, **15.9% of Carson City County, NV residents possess a Bachelor's Degree** (5.6% below the national average), and **10.6% hold an Associate's Degree** (1.8% above the national average).
- The top three industries in 2024 are State Government, Excluding Education and Hospitals, Restaurants and Other Eating Places, and General Medical and Surgical Hospitals.

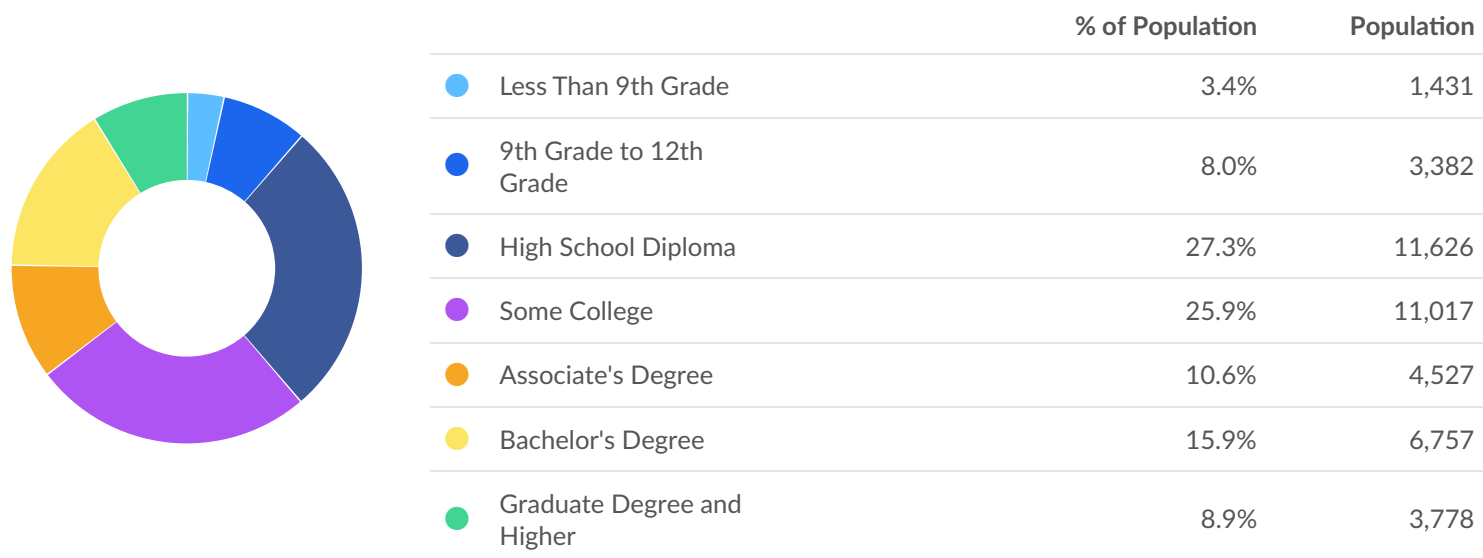
	Population (2025)	Labor Force (Aug 2025)	Jobs (2024)	Cost of Living	GRP	Imports	Exports
Region	58,337	30,026	34,466	110.9	\$5.43B	\$9.81B	\$14.05B
State	3,284,005	1,672,834	1,724,752	111.5	\$261.22B	\$209.31B	\$244.55B

## Aug 2025 Labor Force Breakdown



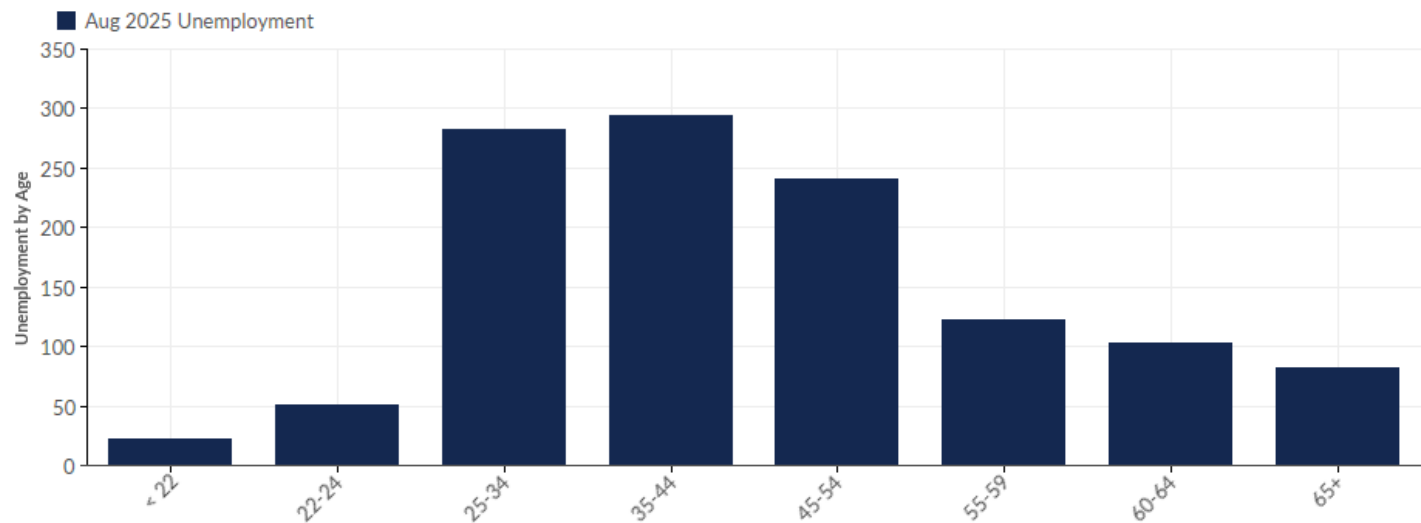
## Educational Attainment

Concerning educational attainment, **15.9% of Carson City County, NV residents possess a Bachelor's Degree** (5.6% below the national average), and **10.6% hold an Associate's Degree** (1.8% above the national average).



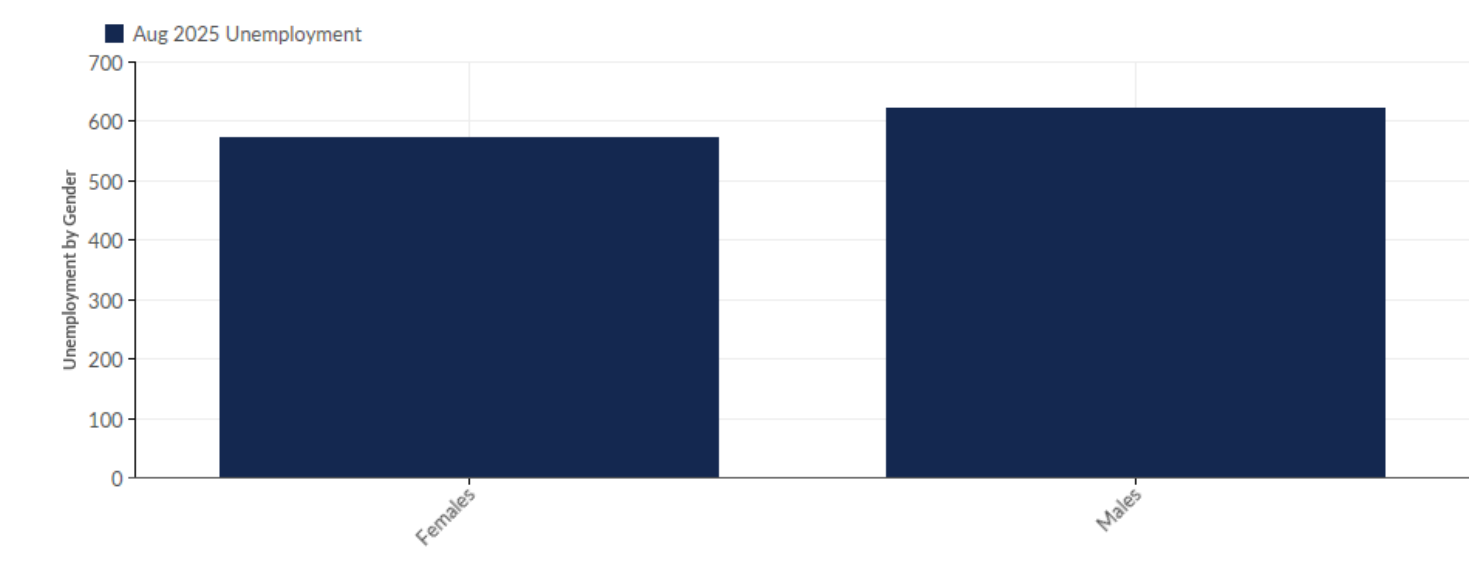
# Unemployment by Demographics

## Unemployment by Age



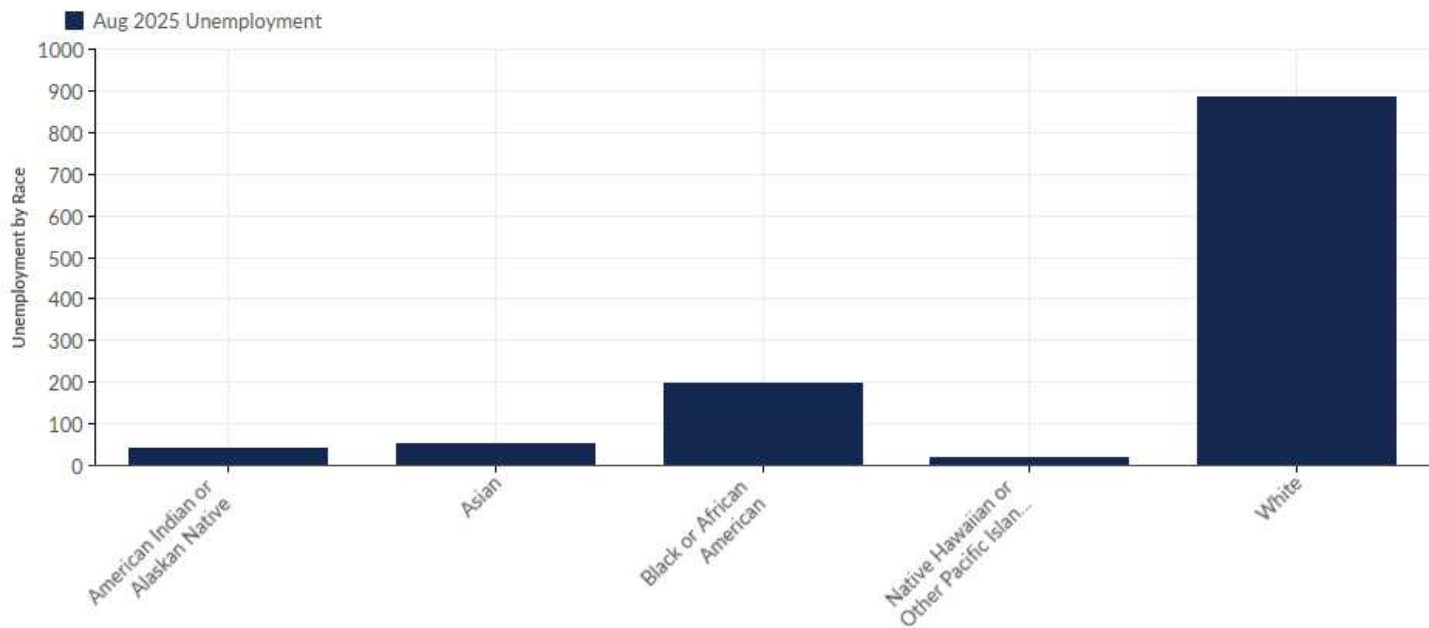
Age	Unemployment (Aug 2025)	% of Unemployed
< 22	22	1.84%
22-24	50	4.18%
25-34	282	23.58%
35-44	294	24.58%
45-54	240	20.07%
55-59	122	10.20%
60-64	102	8.53%
65+	82	6.86%
Total	1,196	100.00%

Unemployment by Gender



Gender	Unemployment (Aug 2025)	% of Unemployed
Females	573	47.91%
Males	623	52.09%
Total	1,196	100.00%

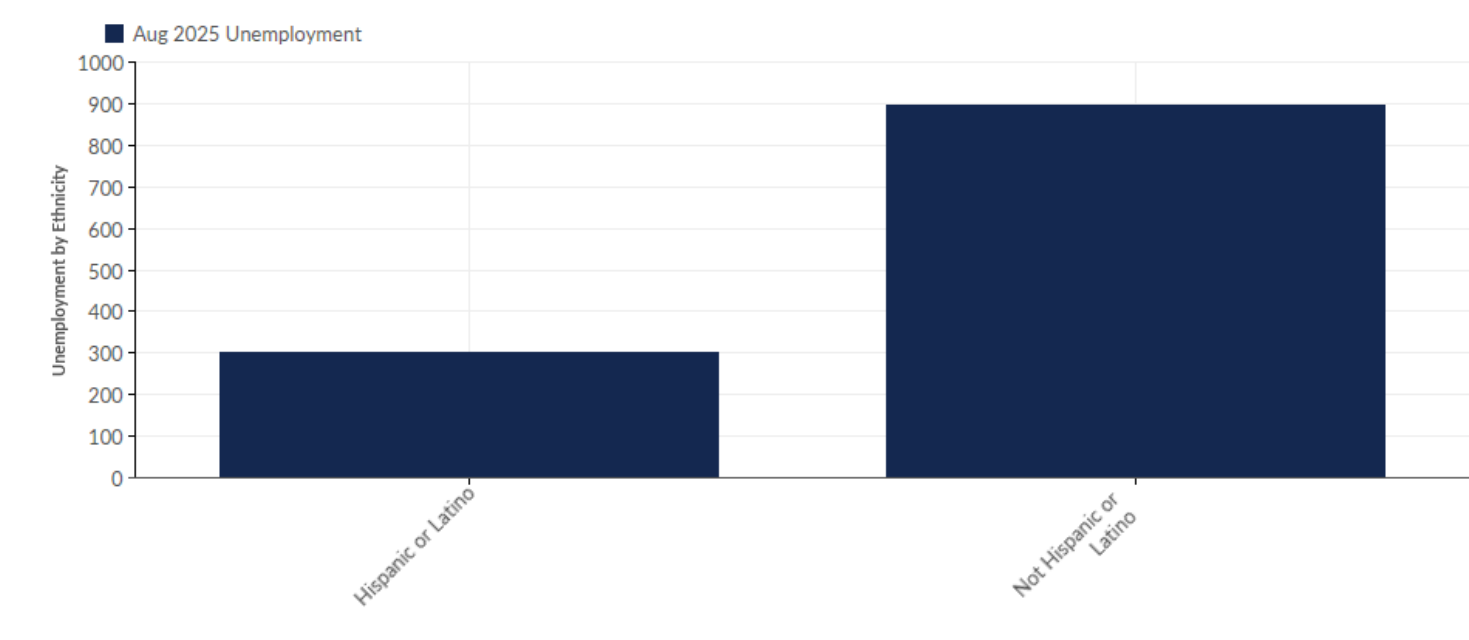
## Unemployment by Race



Race	Unemployment (Aug 2025)	% of Unemployed
American Indian or Alaskan Native	41	3.43%
Asian	53	4.43%
Black or African American	198	16.56%
Native Hawaiian or Other Pacific Islander	19	1.59%
White	886	74.08%
Total	1,196	100.00%



Unemployment by Ethnicity

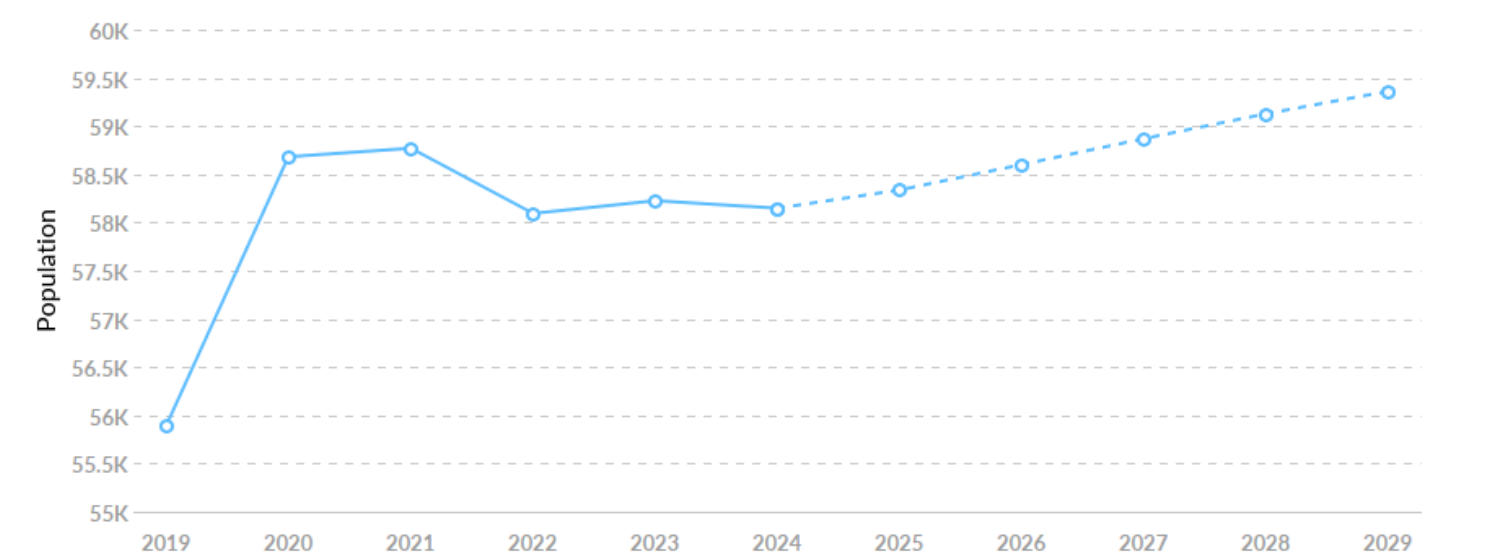


Ethnicity	Unemployment (Aug 2025)	% of Unemployed
Hispanic or Latino	301	25.17%
Not Hispanic or Latino	895	74.83%
Total	1,196	100.00%

# Historic & Projected Trends

## Population Trends

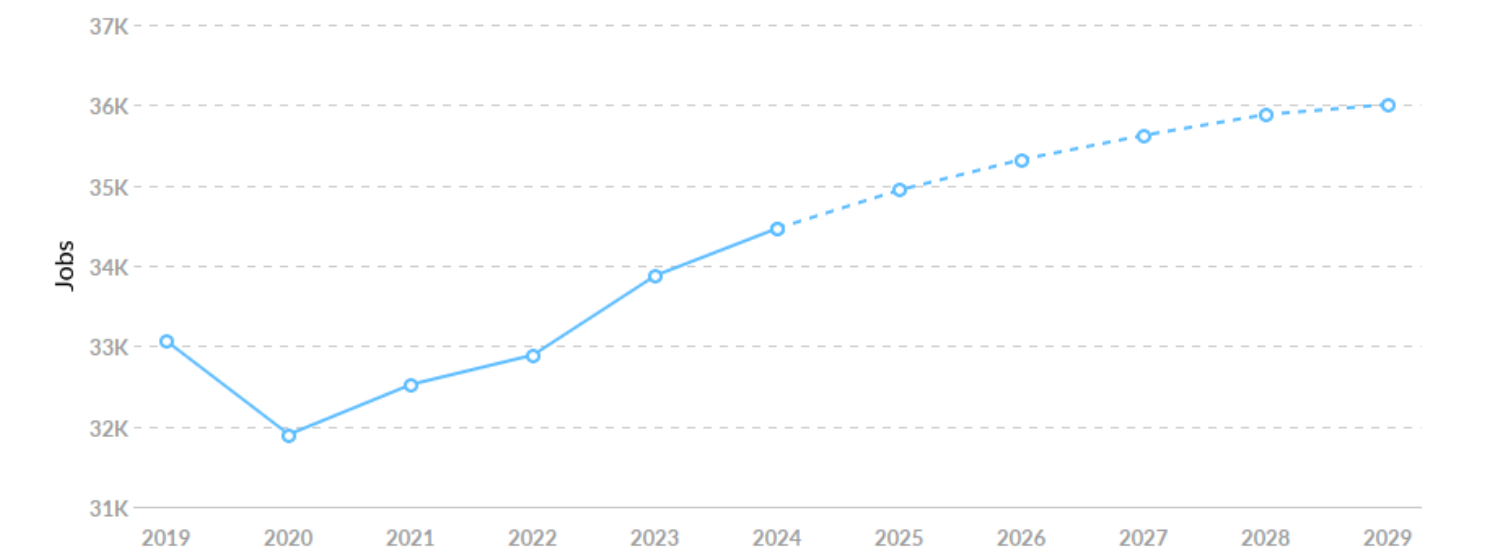
As of 2024 the region's population **increased by 4.0%** since 2019, growing by 2,254. Population is expected to **increase by 2.1%** between 2024 and 2029, adding 1,213.



Timeframe	Population
2019	55,894
2020	58,682
2021	58,770
2022	58,094
2023	58,226
2024	58,148
2025	58,337
2026	58,601
2027	58,870
2028	59,128
2029	59,361

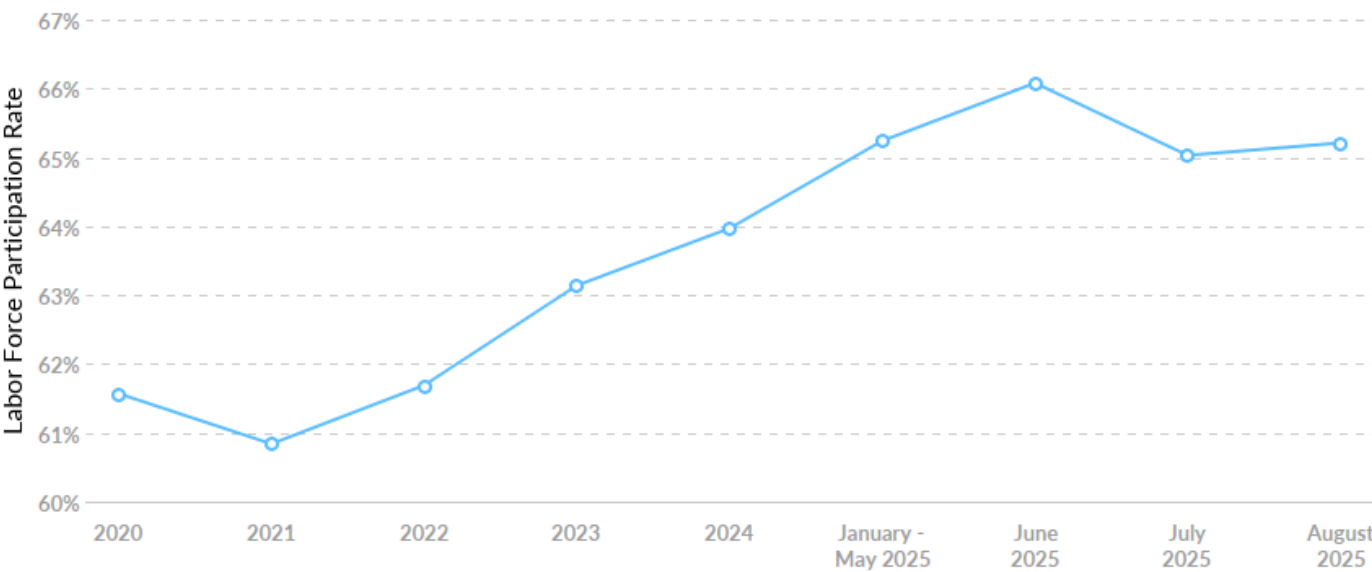
## Job Trends

From 2019 to 2024, jobs increased by 4.3% in Carson City County, NV from 33,060 to **34,466**. This change **fell short of the national growth rate of 4.4% by 0.1%**.



Timeframe	Jobs
2019	33,060
2020	31,900
2021	32,521
2022	32,889
2023	33,877
2024	34,466
2025	34,943
2026	35,322
2027	35,624
2028	35,882
2029	36,007

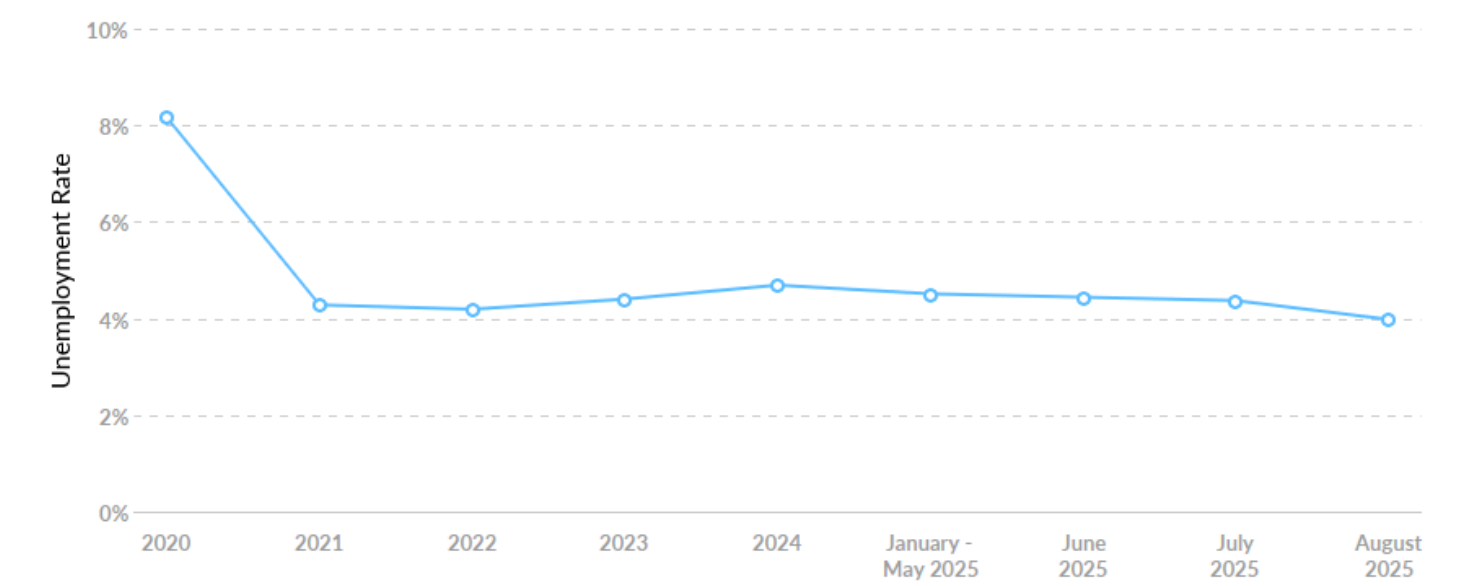
Labor Force Participation Rate Trends



Timeframe	Labor Force Participation Rate
2020	61.57%
2021	60.84%
2022	61.69%
2023	63.14%
2024	63.97%
January - May 2025	65.24%
June 2025	66.08%
July 2025	65.03%
August 2025	65.21%

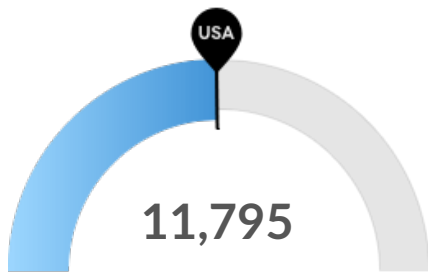
## Unemployment Rate Trends

Carson City County, NV had an August 2025 unemployment rate of 3.98%, **decreasing from 8.16%** 5 years before.



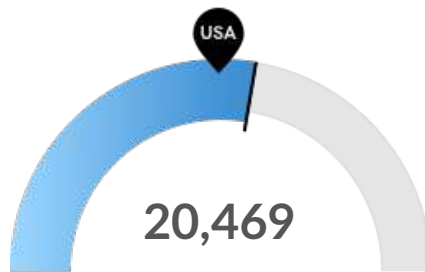
Timeframe	Unemployment Rate
2020	8.16%
2021	4.28%
2022	4.19%
2023	4.40%
2024	4.69%
January - May 2025	4.51%
June 2025	4.44%
July 2025	4.37%
August 2025	3.98%

## Population Characteristics



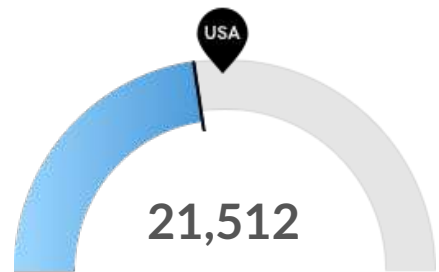
**Millennials**

Carson City County, NV has 11,795 millennials (ages 25-39). The national average for an area this size is 11,903.



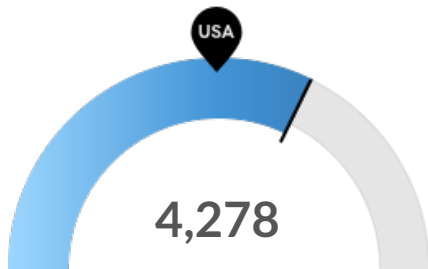
**Retiring Soon**

Retirement risk is high in Carson City County, NV. The national average for an area this size is 17,583 people 55 or older, while there are 20,469 here.



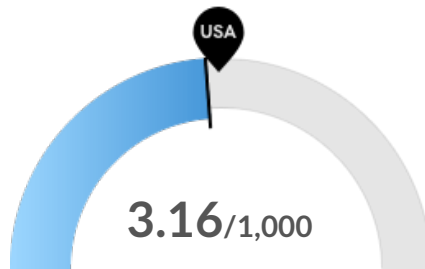
**Racial Diversity**

Racial diversity is low in Carson City County, NV. The national average for an area this size is 24,735 racially diverse people, while there are 21,512 here.



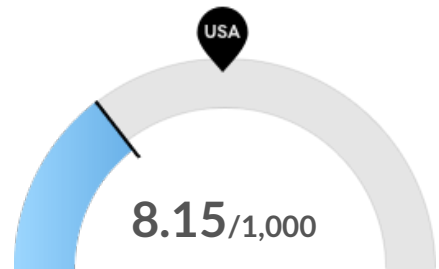
**Veterans**

Carson City County, NV has 4,278 veterans. The national average for an area this size is 2,864.



**Violent Crime**

Carson City County, NV has 3.16 violent crimes per 1,000 people. The national rate is 3.38 per 1,000 people.

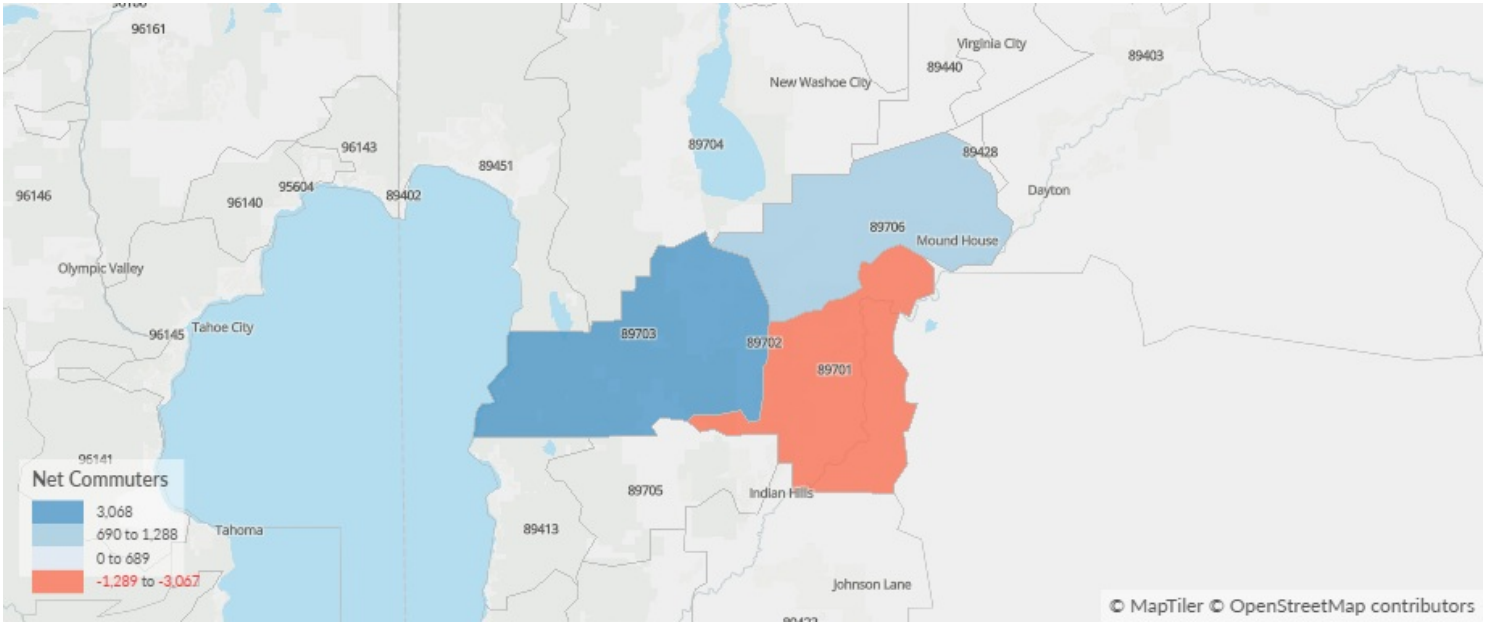


**Property Crime**

Carson City County, NV has 8.15 property crimes per 1,000 people. The national rate is 16.44 per 1,000 people.

## Place of Work vs Place of Residence

Understanding where talent in Carson City County, NV currently works compared to where talent lives can help you optimize site decisions.



### Where Talent Works

ZIP	Name	2024 Employment
89701	Carson City, NV (in Cars...	13,823
89706	Carson City, NV (in Cars...	11,862
89703	Carson City, NV (in Cars...	8,637
89721	Carson City, NV (in Cars...	68
89702	Carson City, NV (in Cars...	61

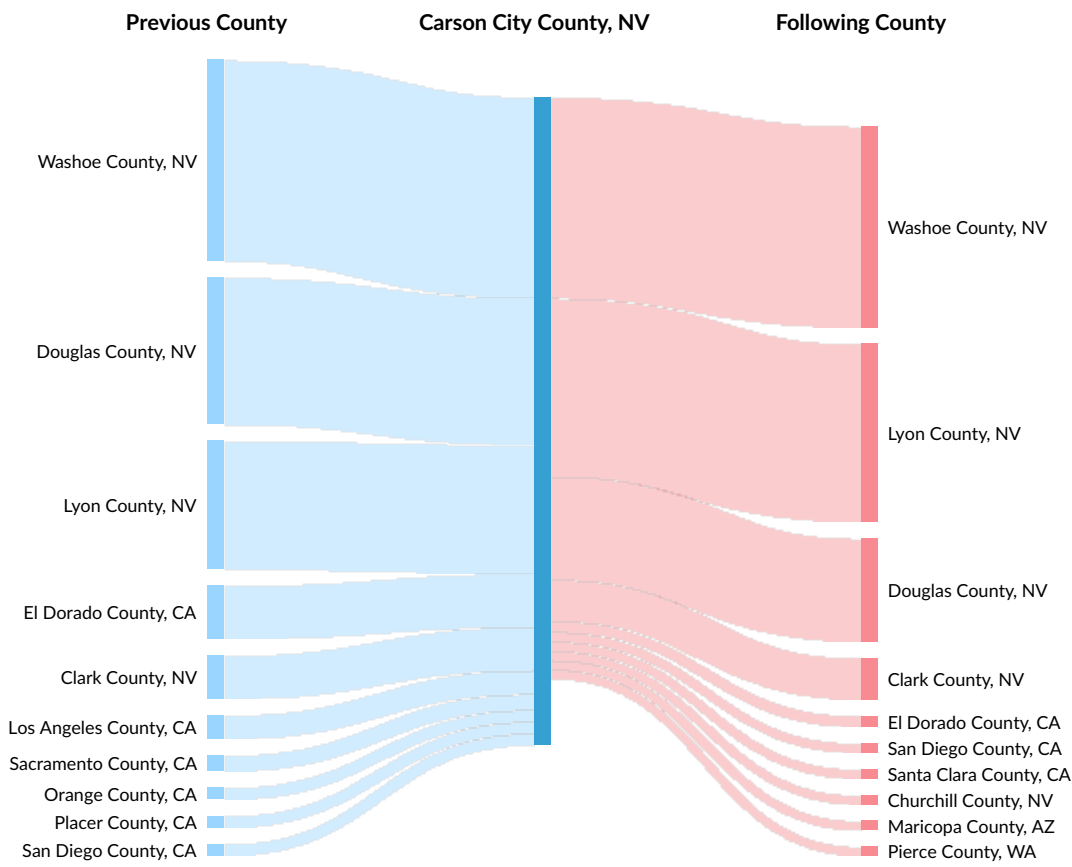
### Where Talent Lives

ZIP	Name	2024 Workers
89701	Carson City, NV (in Cars...	15,112
89706	Carson City, NV (in Cars...	11,172
89703	Carson City, NV (in Cars...	5,569
89721	Carson City, NV (in Cars...	68
89702	Carson City, NV (in Cars...	61

# Inbound and Outbound Migration

The table below analyzes past and current residents of Carson City County, NV. The left column shows residents of other counties migrating to Carson City County, NV. The right column shows residents migrating from Carson City County, NV to other counties.

As of 2022, 737 people have migrated from Washoe County, NV to Carson City County, NV. In the same year, 737 people left Carson City County, NV migrating to Washoe County, NV. The total Net Migration for Carson City County, NV in 2022 was 213.



Top Previous Counties	Migrations
Washoe County, NV	737
Douglas County, NV	538
Lyon County, NV	471
El Dorado County, CA	196
Clark County, NV	159

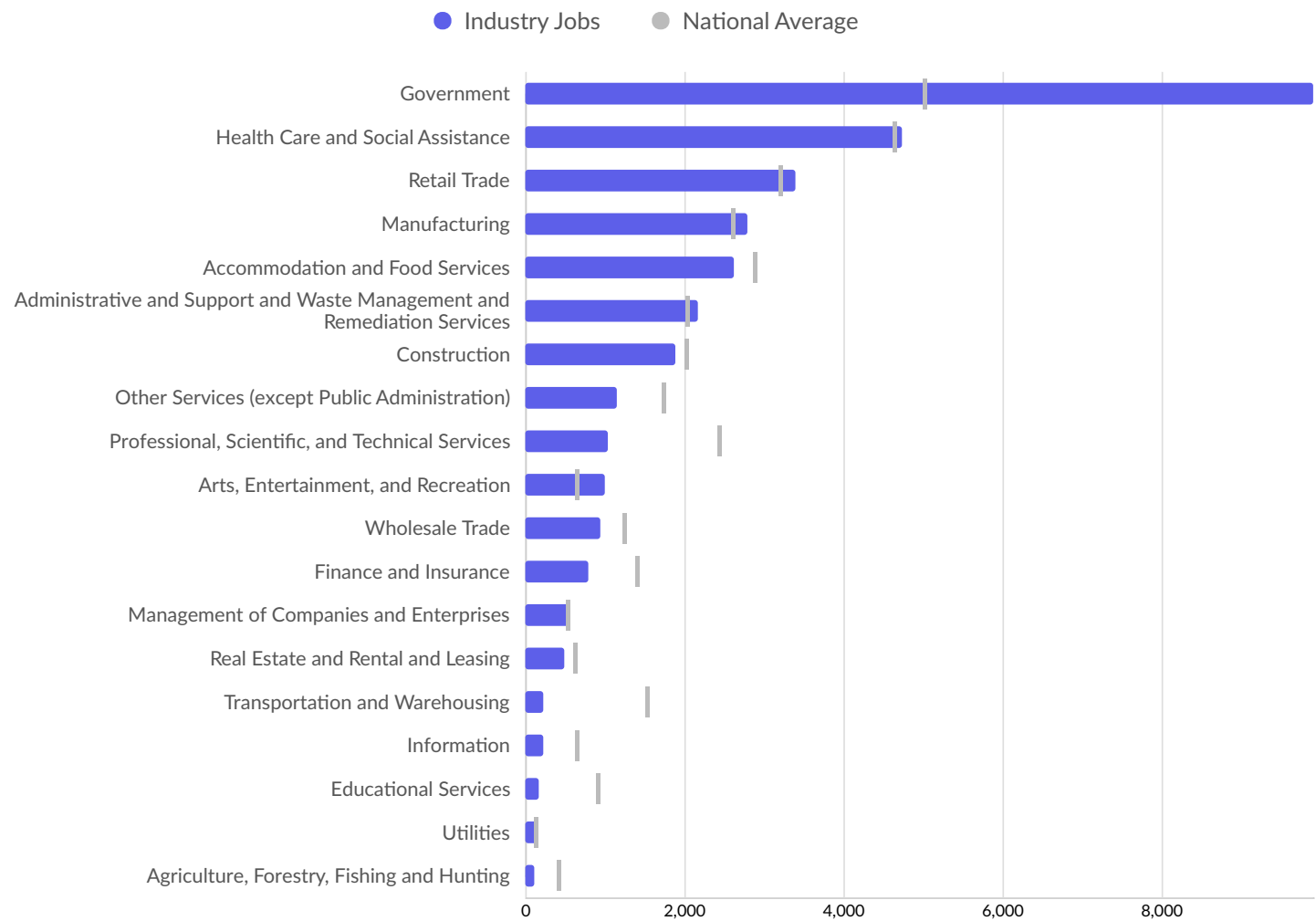


Top Previous Counties	Migrations
Los Angeles County, CA	87
Sacramento County, CA	58
Orange County, CA	44
Placer County, CA	43
San Diego County, CA	43
Santa Clara County, CA	36
San Bernardino County, CA	35
King County, WA	34
Alameda County, CA	32
Contra Costa County, CA	31
Top Following Counties	Migrations
Washoe County, NV	737
Lyon County, NV	653
Douglas County, NV	378
Clark County, NV	152
El Dorado County, CA	40
San Diego County, CA	35
Santa Clara County, CA	35
Churchill County, NV	34
Maricopa County, AZ	34
Pierce County, WA	34
Ada County, ID	34
Riverside County, CA	33
Elko County, NV	31
Pinal County, AZ	29

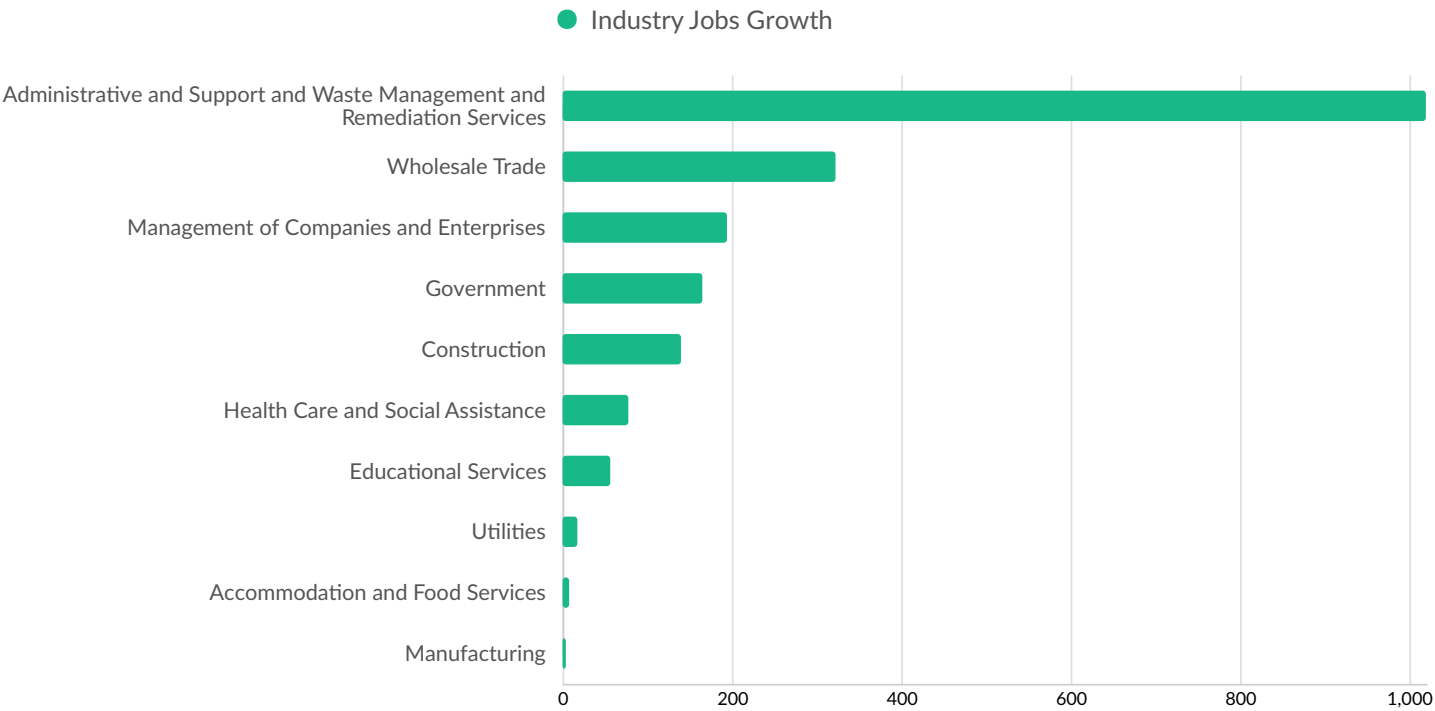
Top Following Counties	Migrations
Placer County, CA	29

# Industry Characteristics

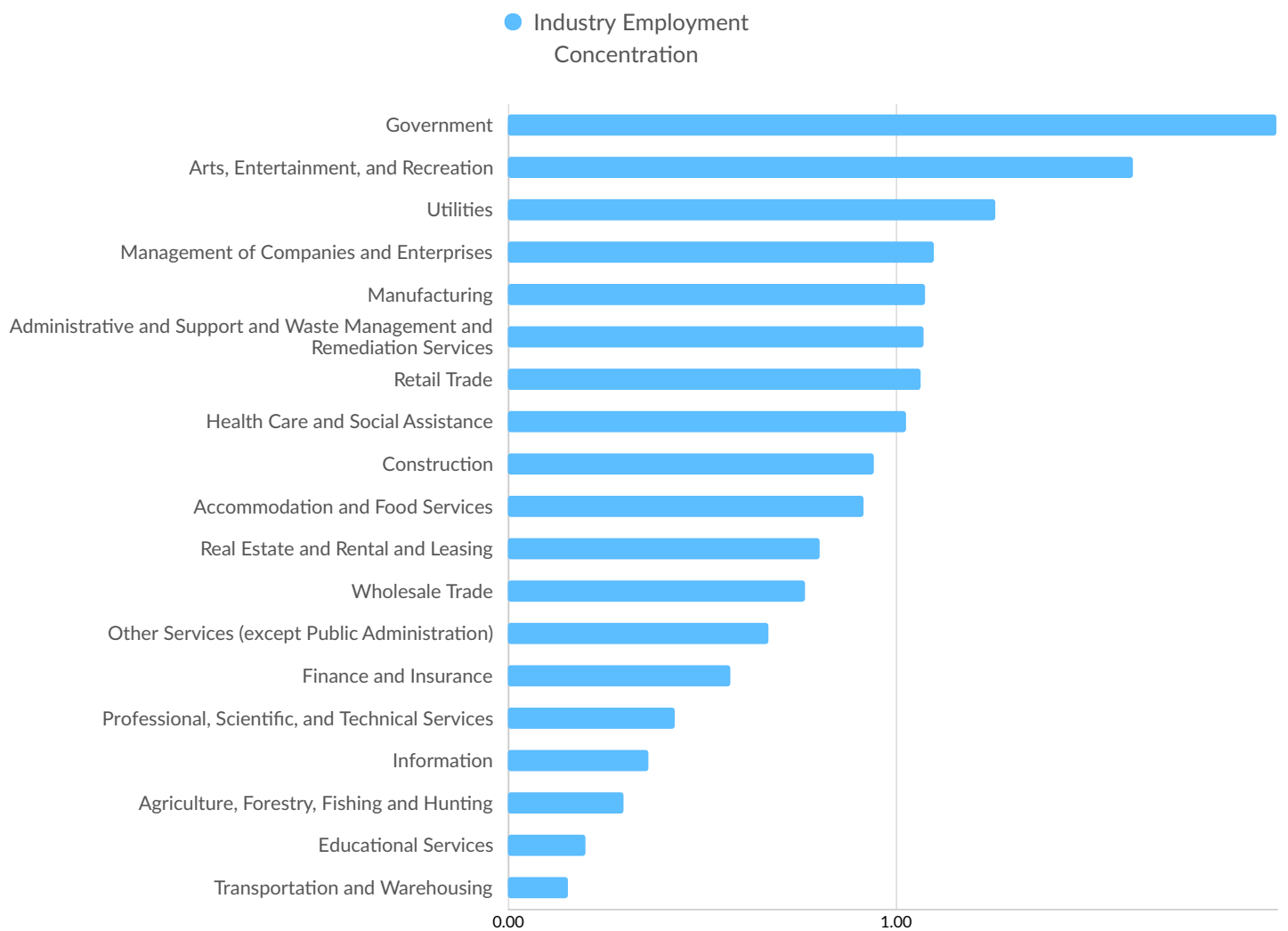
## Largest Industries



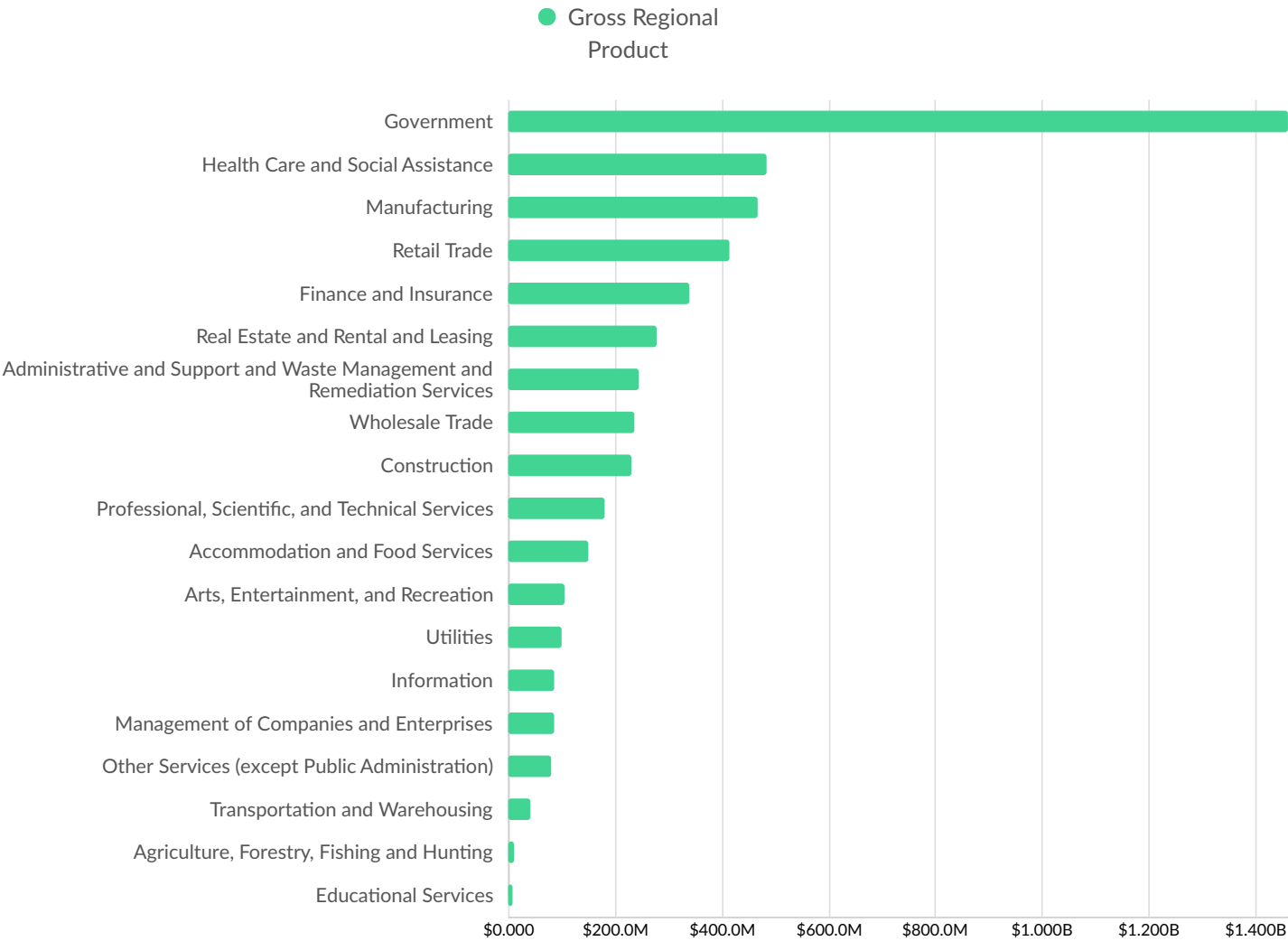
Top Growing Industries



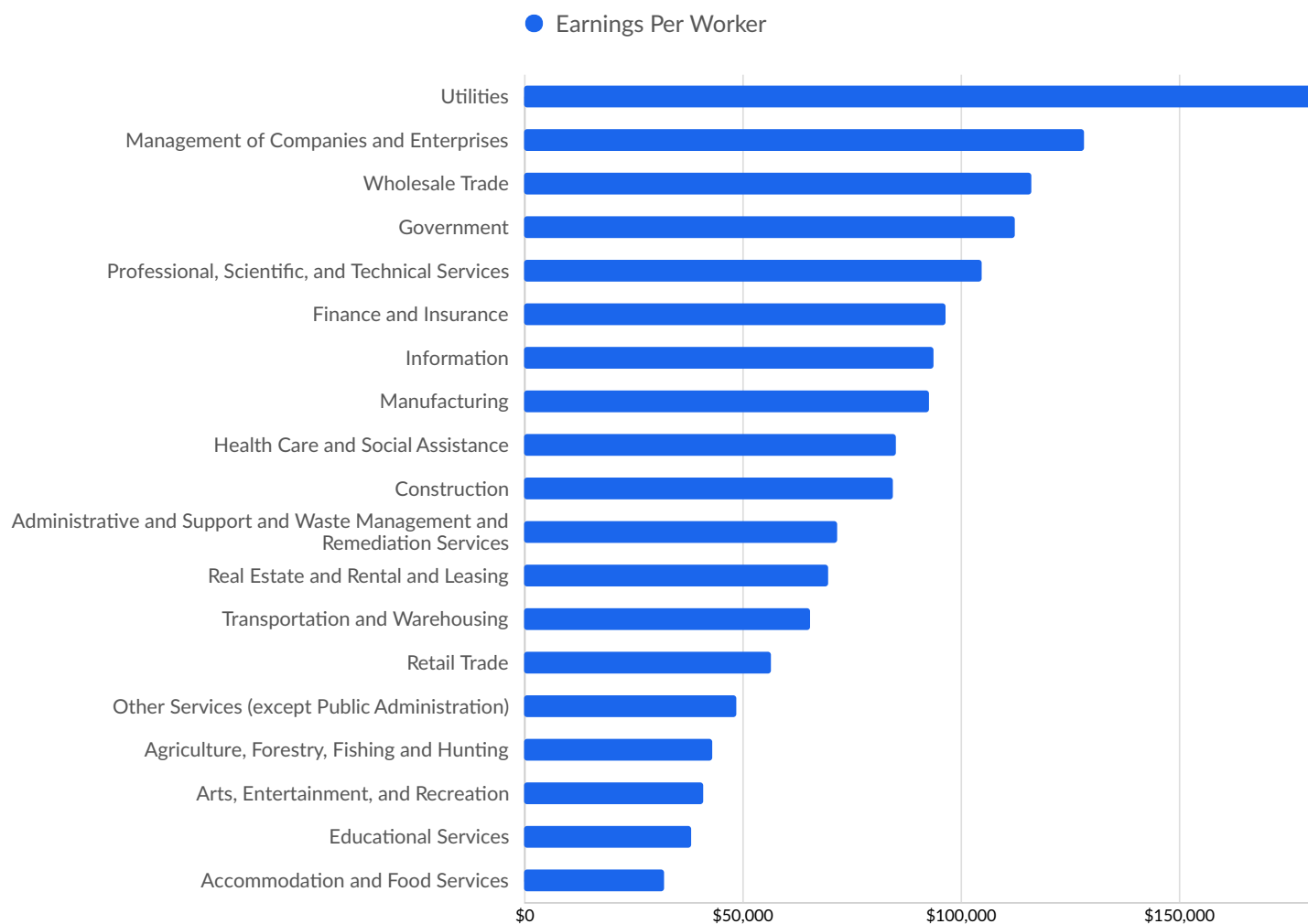
## Top Industry Employment Concentration



## Top Industry GRP



## Top Industry Earnings



# Business Characteristics

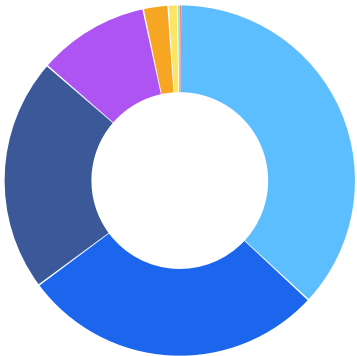
## 5,616 Companies Employ Your Workers

Online profiles for your workers mention 5,616 companies as employers, with the top 10 appearing below. In the last 12 months, 1,491 companies in Carson City County, NV posted job postings, with the top 10 appearing below.

Top Companies	Profiles	Top Companies Posting	Unique Postings
State of Nevada	1,650 <div></div>	Lumen Technologies	1,036 <div></div>
Carson City School District	217 <div></div>	Cardinal Health	846 <div></div>
Carson Tahoe Health	170 <div></div>	CVS Health	819 <div></div>
Western Nevada College	169 <div></div>	Prime Therapeutics	677 <div></div>
Carson City, Nevada	154 <div></div>	Intermountain Health	592 <div></div>
Carson Tahoe Healthcare	108 <div></div>	GovCIO	563 <div></div>
Harley-Davidson	103 <div></div>	Beacon Hill Staffing Group	480 <div></div>
Walmart	100 <div></div>	Eliassen Group	428 <div></div>
Click Bond	84 <div></div>	Datavant	392 <div></div>
University of Nevada-Reno	67 <div></div>	Ford	377 <div></div>



## Business Size

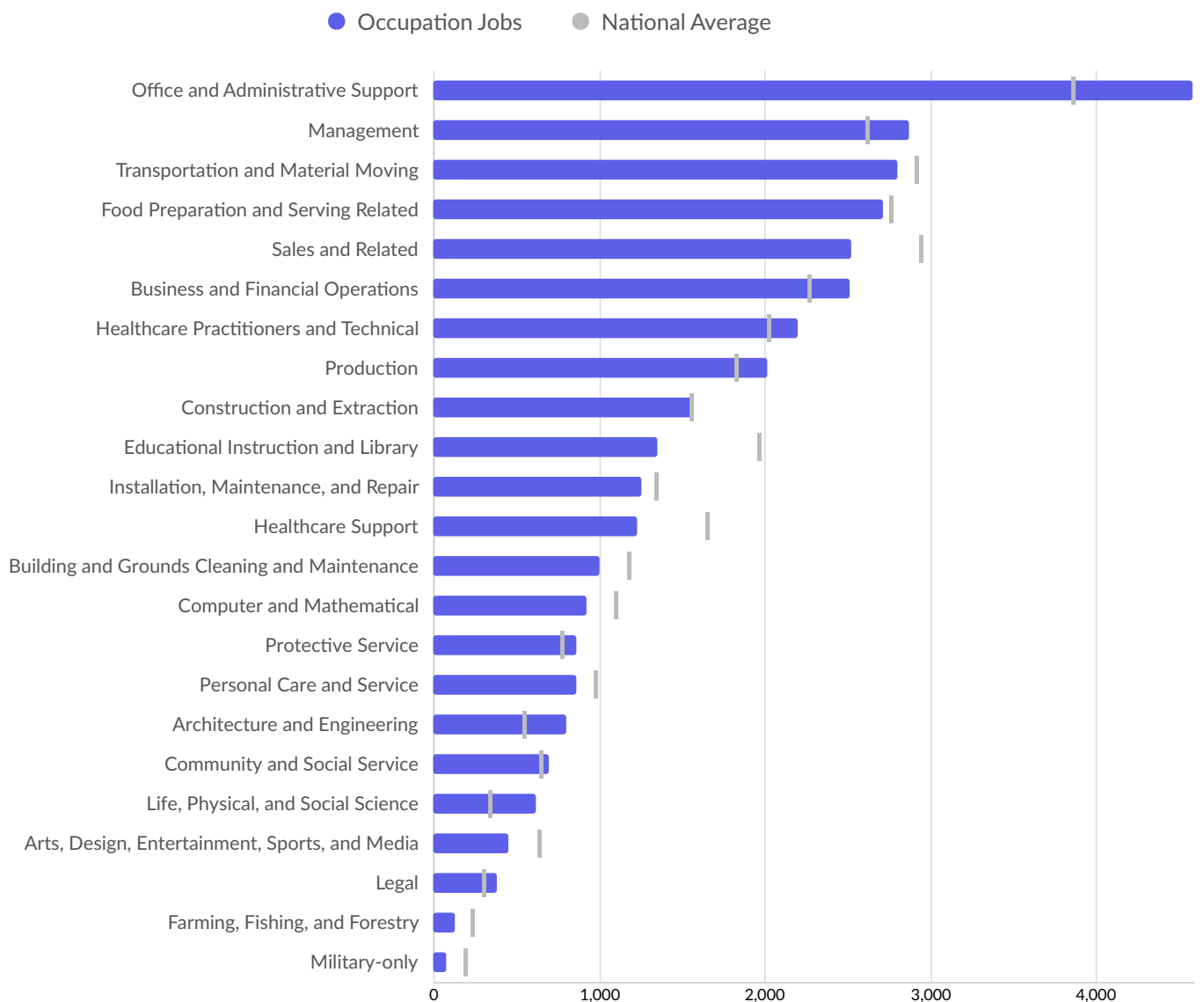


	Percentage	Business Count
1 to 4 employees	36.8%	1,397
5 to 9 employees	27.9%	1,060
10 to 19 employees	21.5%	816
20 to 49 employees	10.3%	390
50 to 99 employees	2.3%	87
100 to 249 employees	0.9%	33
250 to 499 employees	0.2%	8
500+ employees	0.1%	2

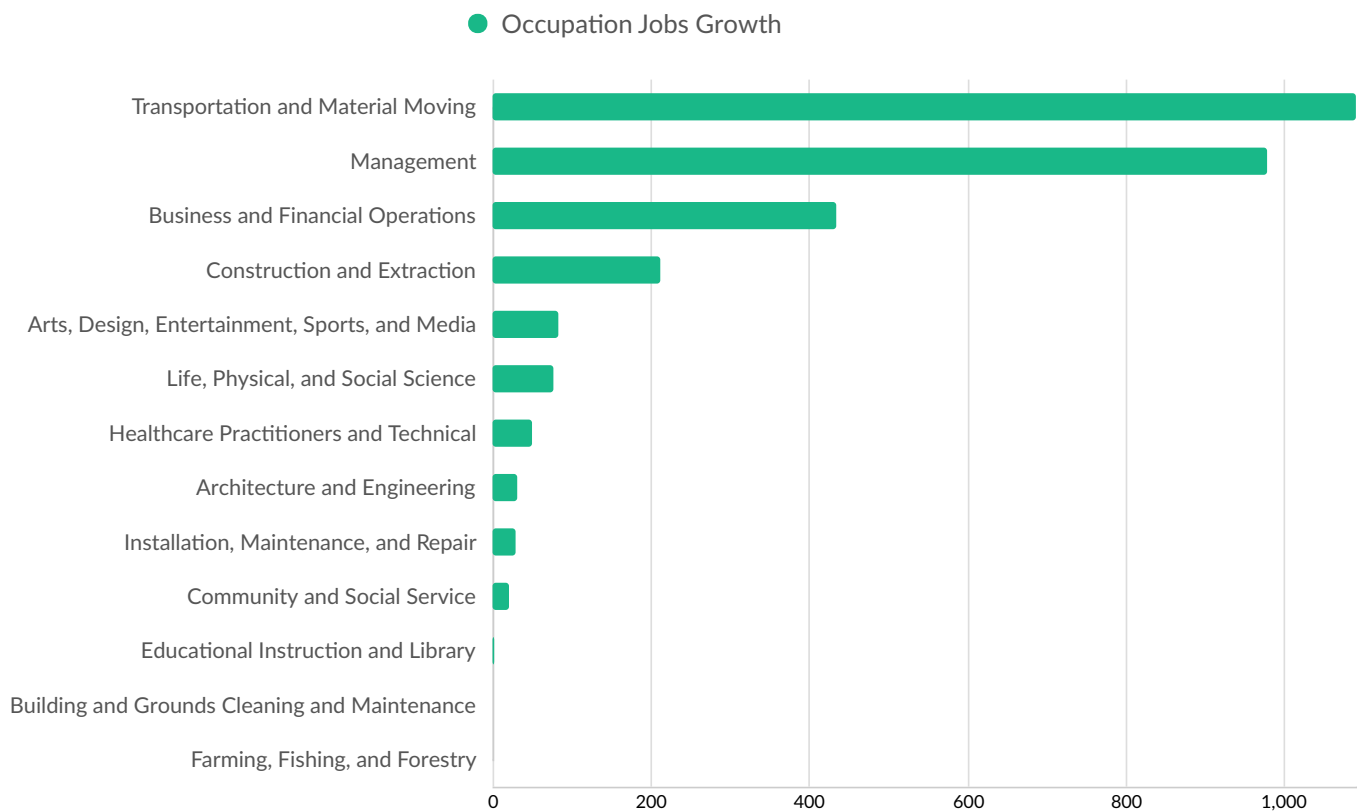
*\*Business Data by DatabaseUSA.com is third-party data provided by Lightcast to its customers as a convenience, and Lightcast does not endorse or warrant its accuracy or consistency with other published Lightcast data. In most cases, the Business Count will not match total companies with profiles on the summary tab.*

# Workforce Characteristics

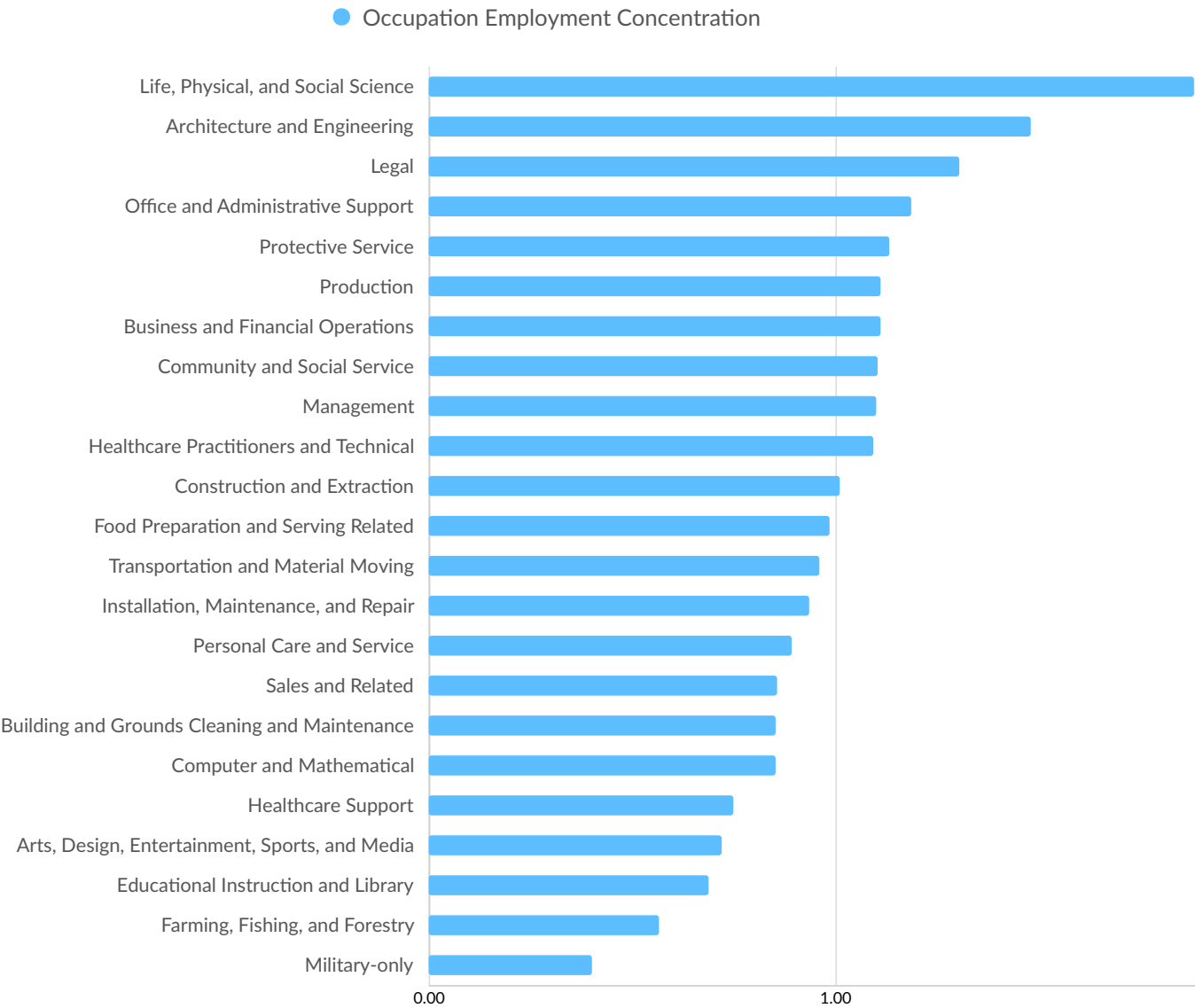
## Largest Occupations



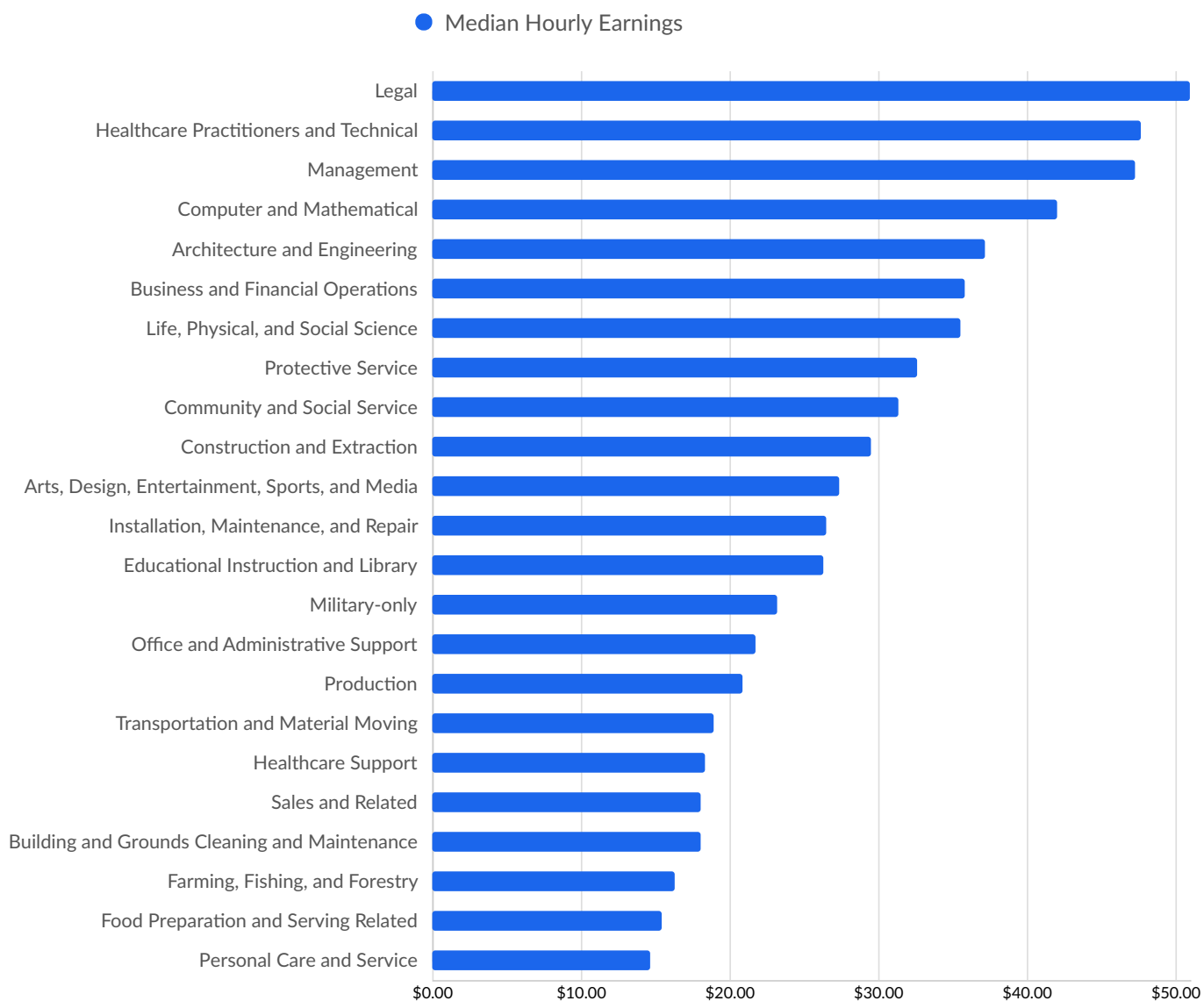
## Top Growing Occupations



## Top Occupation Employment Concentration



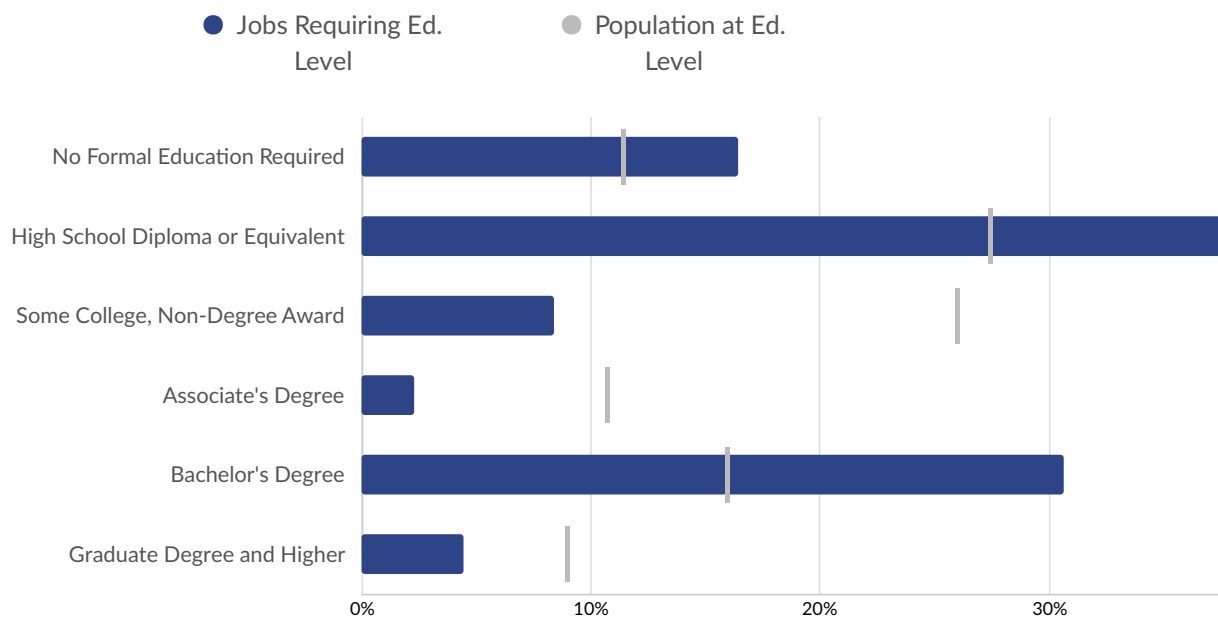
## Top Occupation Earnings



## Top Posted Occupations

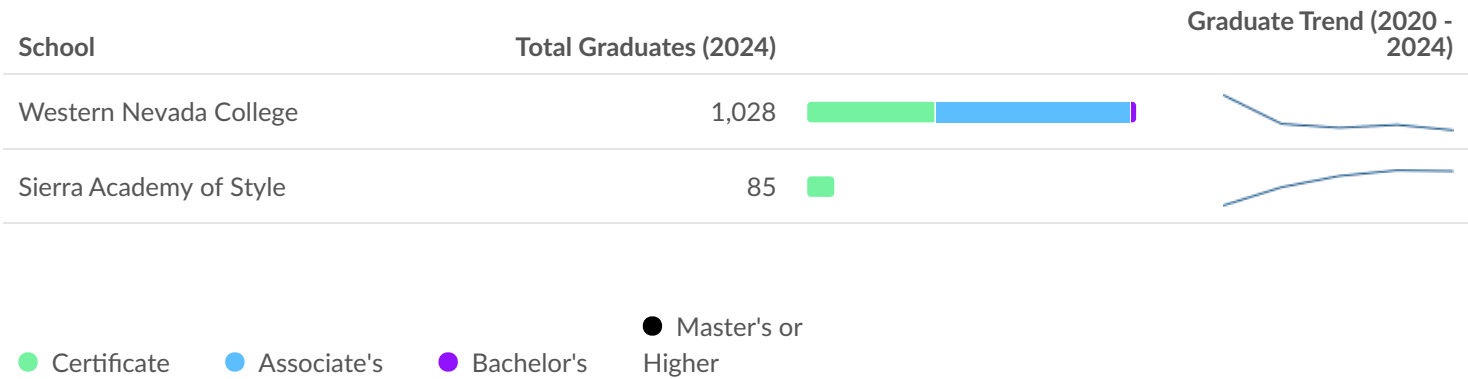


## Underemployment



## Educational Pipeline

In 2024, there were 1,113 graduates in Carson City County, NV. This pipeline has shrunk by 15% over the last 5 years. The highest share of these graduates come from "Liberal Arts and Sciences/Liberal Studies" (Associate's), "Physical Sciences, General" (Associate's), and "Welding Technology/Welder" (Certificate).





# In-Demand Skills

