



Storey County, NV



GOED

NEVADA GOVERNOR'S OFFICE OF ECONOMIC DEVELOPMENT

808 W. Nye Lane
Carson City, Nevada 89703

Contents

Report Parameters	1
Economy Overview	2
Unemployment by Demographics	4
Historic & Projected Trends	8
Population Characteristics	12
Inbound and Outbound Migration	14
Industry Characteristics	16
Business Characteristics	21
Workforce Characteristics	23
Educational Pipeline	29
In-Demand Skills	30

Report Parameters

1 County

32029 Storey County, NV

Class of Worker

QCEW Employees, Non-QCEW Employees, and Self-Employed

The information in this report pertains to the chosen geographical area.

Economy Overview

4,245

Population (2024)

Population **grew by 52** over the last 5 years and is projected to **grow by 214** over the next 5 years.

19,706

Total Regional Employment

Jobs **grew by 1,400** over the last 5 years and are projected to **grow by 4,618** over the next 5 years.

\$96.0K

Median Household Income (2023)

Median household income is **\$17.5K above** the national median household income of \$78.5K.

Takeaways

- As of 2024 the region's population **increased by 1.2%** since 2019, growing by 52. Population is expected to **increase by 5.0%** between 2024 and 2029, adding 214.
- From 2019 to 2024, jobs **increased by 7.6%** in Storey County, NV from 18,306 to **19,706**. This change **outpaced the national growth rate of 4.3% by 3.3%**. As the number of jobs increased, the **labor force participation rate increased from 45.2% to 46.2% between 2019 and 2024**.
- Concerning educational attainment, **15.4% of Storey County, NV residents possess a Bachelor's Degree** (6.1% below the national average), and **10.0% hold an Associate's Degree** (1.2% above the national average).
- The top three industries in 2024 are Other Electrical Equipment and Component Manufacturing, Warehousing and Storage, and Building Equipment Contractors.

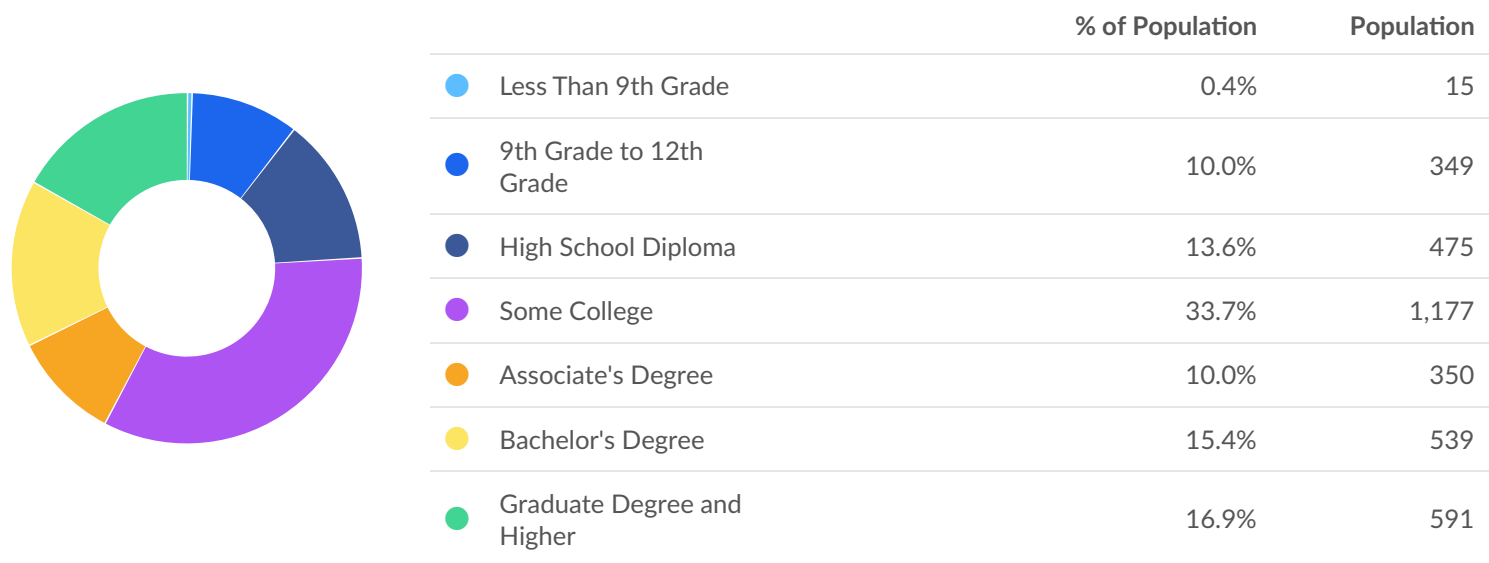
	Population (2025)	Labor Force (May 2025)	Jobs (2024)	Cost of Living	GRP	Imports	Exports
Region	4,301	1,794	19,706	118.7	\$3.59B	\$3.59B	\$7.70B
State	3,232,513	1,685,159	1,723,748	111.5	\$261.19B	\$209.35B	\$244.89B

May 2025 Labor Force Breakdown



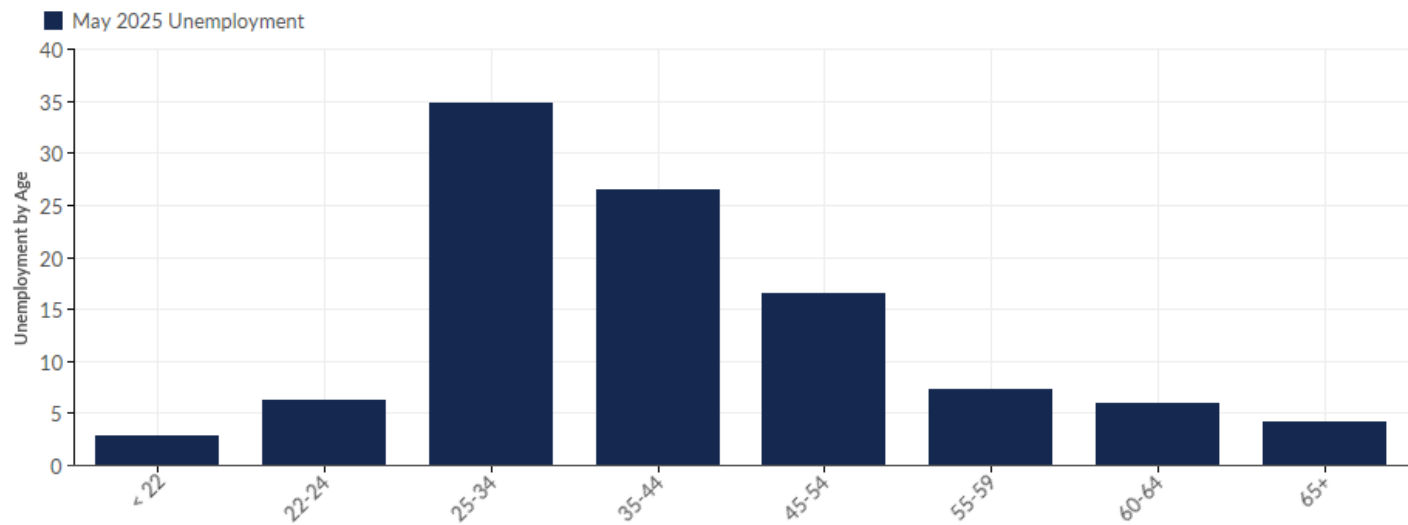
Educational Attainment

Concerning educational attainment, **15.4% of Storey County, NV residents possess a Bachelor's Degree** (6.1% below the national average), and **10.0% hold an Associate's Degree** (1.2% above the national average).



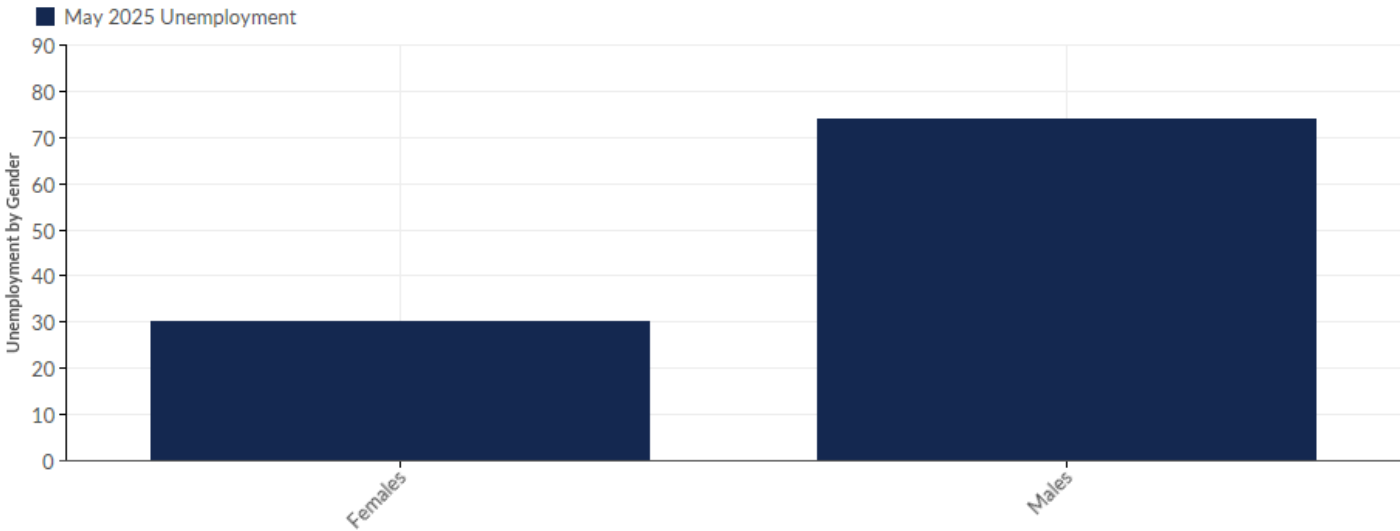
Unemployment by Demographics

Unemployment by Age



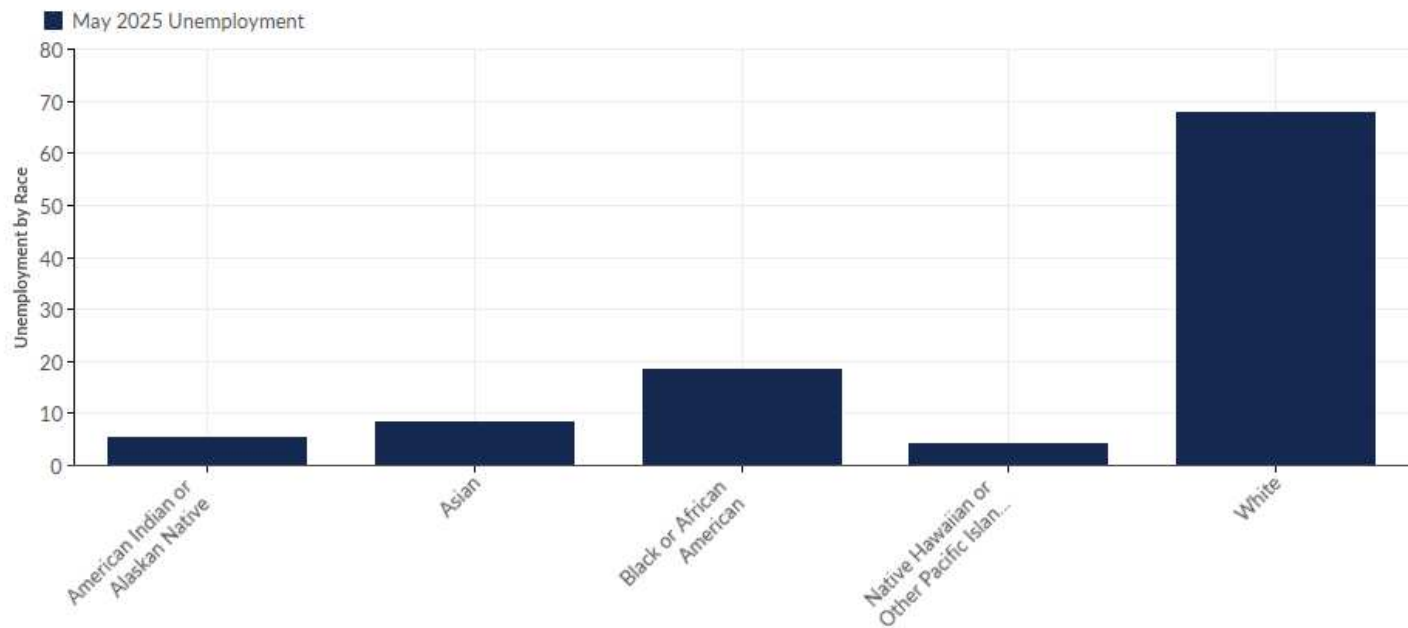
Age	Unemployment (May 2025)	% of Unemployed
< 22	3	2.88%
22-24	6	5.77%
25-34	35	33.65%
35-44	26	25.00%
45-54	17	16.35%
55-59	7	6.73%
60-64	6	5.77%
65+	4	3.85%
Total	104	100.00%

Unemployment by Gender



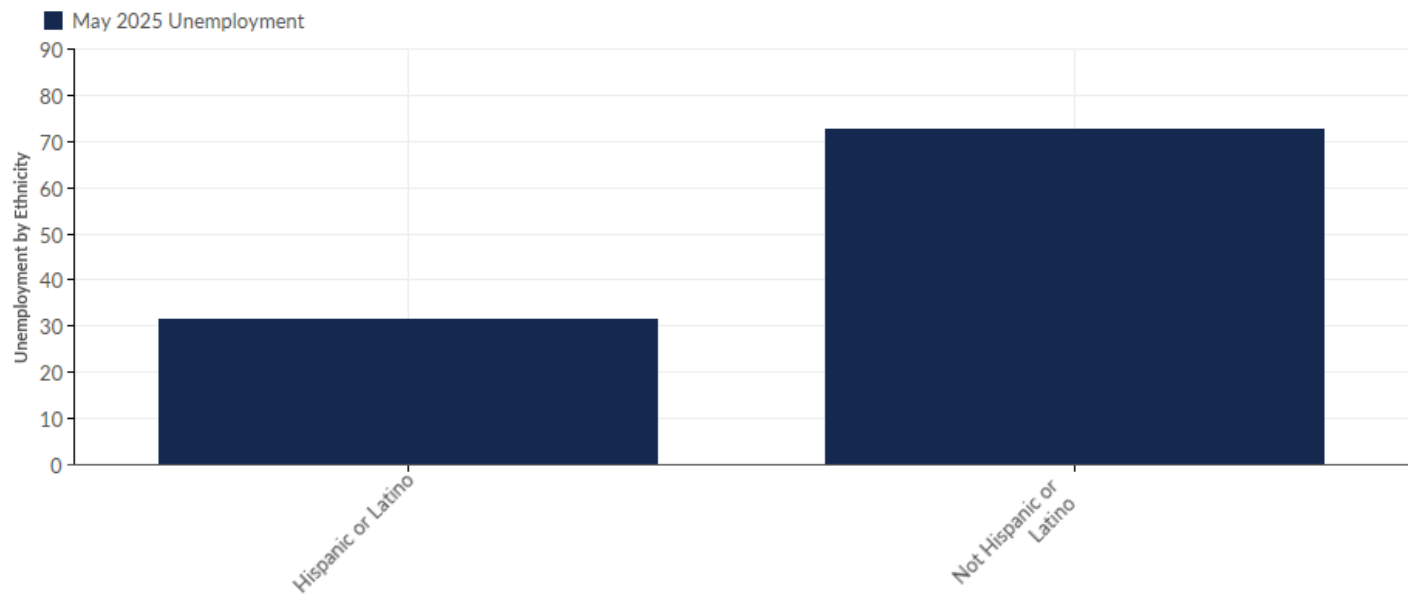
Gender	Unemployment (May 2025)	% of Unemployed
Females	30	28.85%
Males	74	71.15%
Total	104	100.00%

Unemployment by Race



Race	Unemployment (May 2025)	% of Unemployed
American Indian or Alaskan Native	5	4.81%
Asian	8	7.69%
Black or African American	18	17.31%
Native Hawaiian or Other Pacific Islander	4	3.85%
White	68	65.38%
Total	104	99.00%

Unemployment by Ethnicity

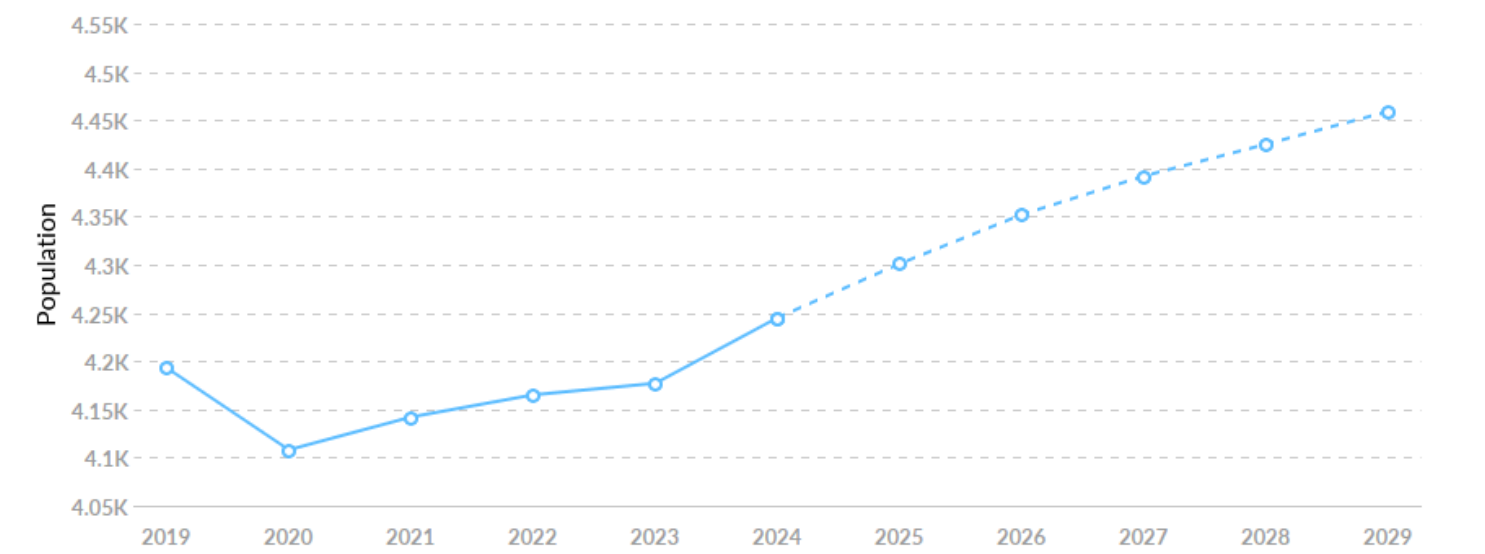


Ethnicity	Unemployment (May 2025)	% of Unemployed
Hispanic or Latino	31	29.81%
Not Hispanic or Latino	73	70.19%
Total	104	100.00%

Historic & Projected Trends

Population Trends

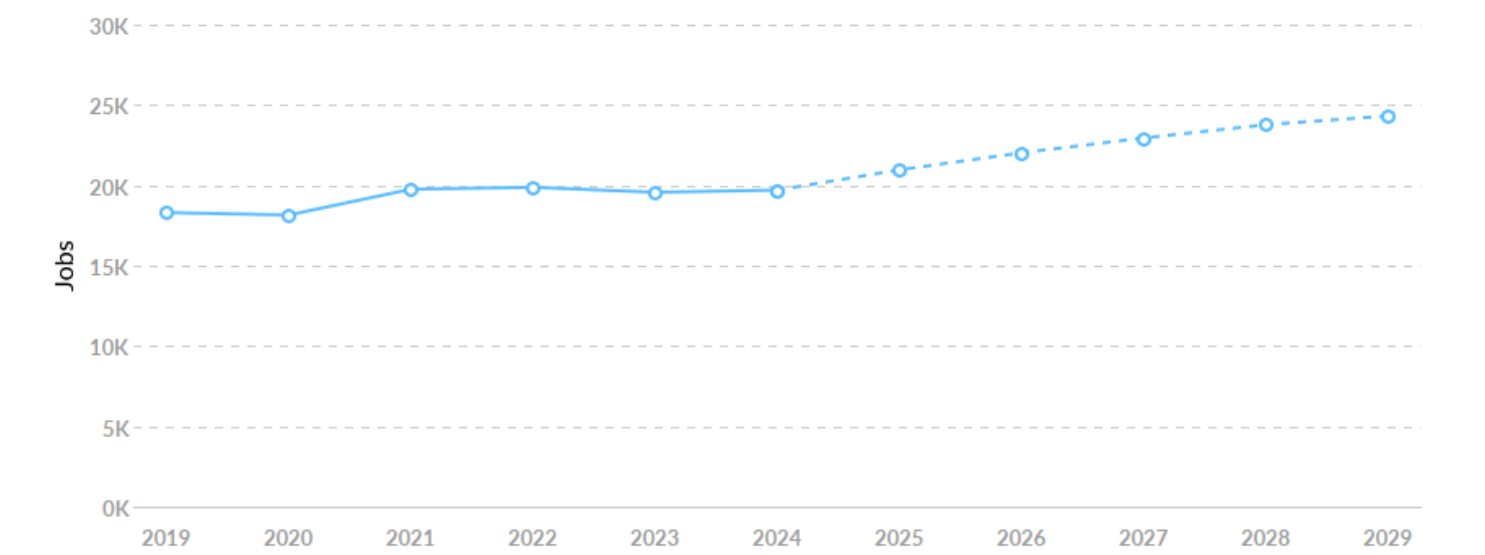
As of 2024 the region's population **increased by 1.2%** since 2019, growing by 52. Population is expected to **increase by 5.0%** between 2024 and 2029, adding 214.



Timeframe	Population
2019	4,193
2020	4,108
2021	4,142
2022	4,165
2023	4,177
2024	4,245
2025	4,301
2026	4,352
2027	4,392
2028	4,425
2029	4,459

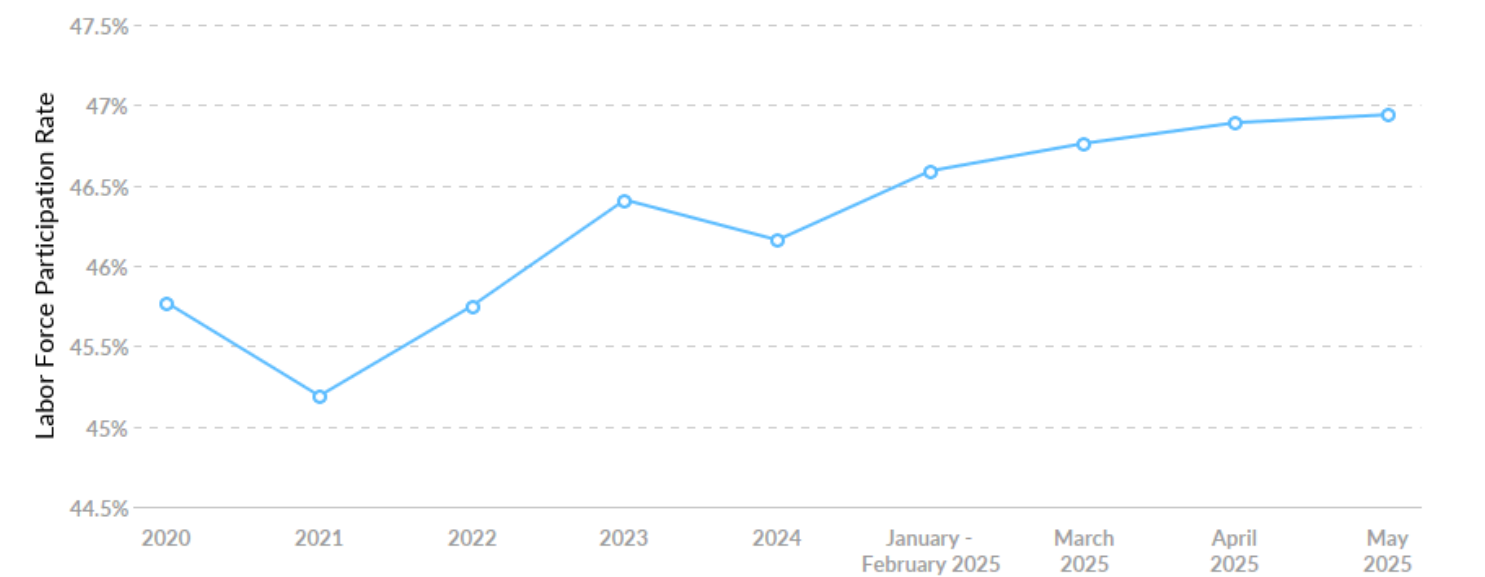
Job Trends

From 2019 to 2024, jobs increased by 7.6% in Storey County, NV from 18,306 to 19,706. This change outpaced the national growth rate of 4.3% by 3.3%.



Timeframe	Jobs
2019	18,306
2020	18,154
2021	19,759
2022	19,877
2023	19,566
2024	19,706
2025	20,966
2026	22,029
2027	22,952
2028	23,774
2029	24,325

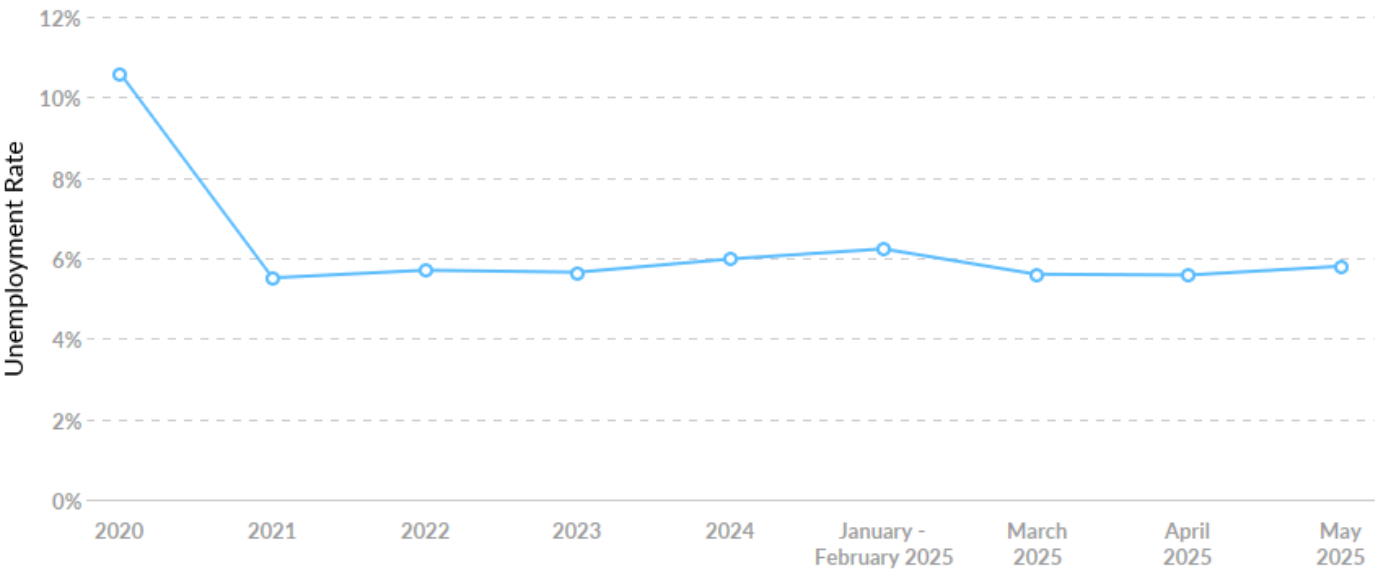
Labor Force Participation Rate Trends



Timeframe	Labor Force Participation Rate
2020	45.77%
2021	45.19%
2022	45.75%
2023	46.41%
2024	46.16%
January - February 2025	46.59%
March 2025	46.76%
April 2025	46.89%
May 2025	46.94%

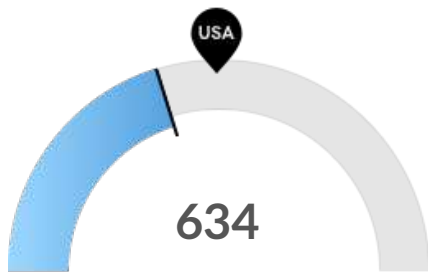
Unemployment Rate Trends

Storey County, NV had a May 2025 unemployment rate of 5.80%, **decreasing from 10.60%** 5 years before.



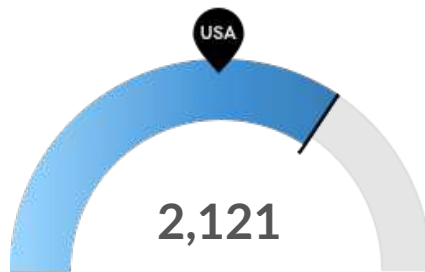
Timeframe	Unemployment Rate
2020	10.60%
2021	5.51%
2022	5.70%
2023	5.65%
2024	5.98%
January - February 2025	6.23%
March 2025	5.60%
April 2025	5.58%
May 2025	5.80%

Population Characteristics



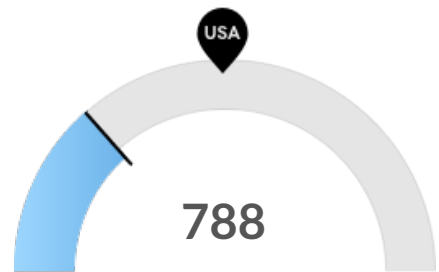
Millennials

Storey County, NV has 634 millennials (ages 25-39). The national average for an area this size is 849.



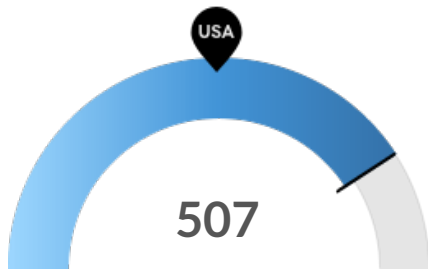
Retiring Soon

Retirement risk is high in Storey County, NV. The national average for an area this size is 1,261 people 55 or older, while there are 2,121 here.



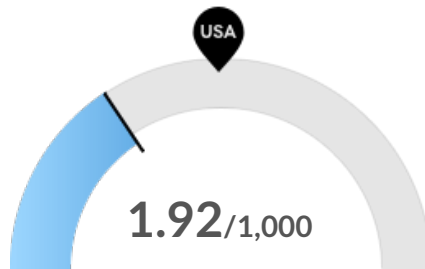
Racial Diversity

Racial diversity is low in Storey County, NV. The national average for an area this size is 1,740 racially diverse people, while there are 788 here.



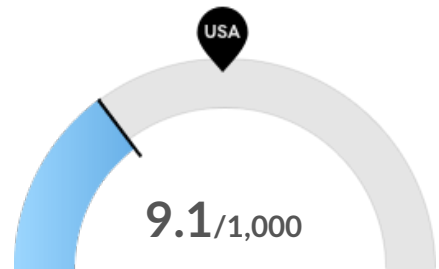
Veterans

Storey County, NV has 507 veterans. The national average for an area this size is 207.



Violent Crime

Storey County, NV has 1.92 violent crimes per 1,000 people. The national rate is 3.54 per 1,000 people.

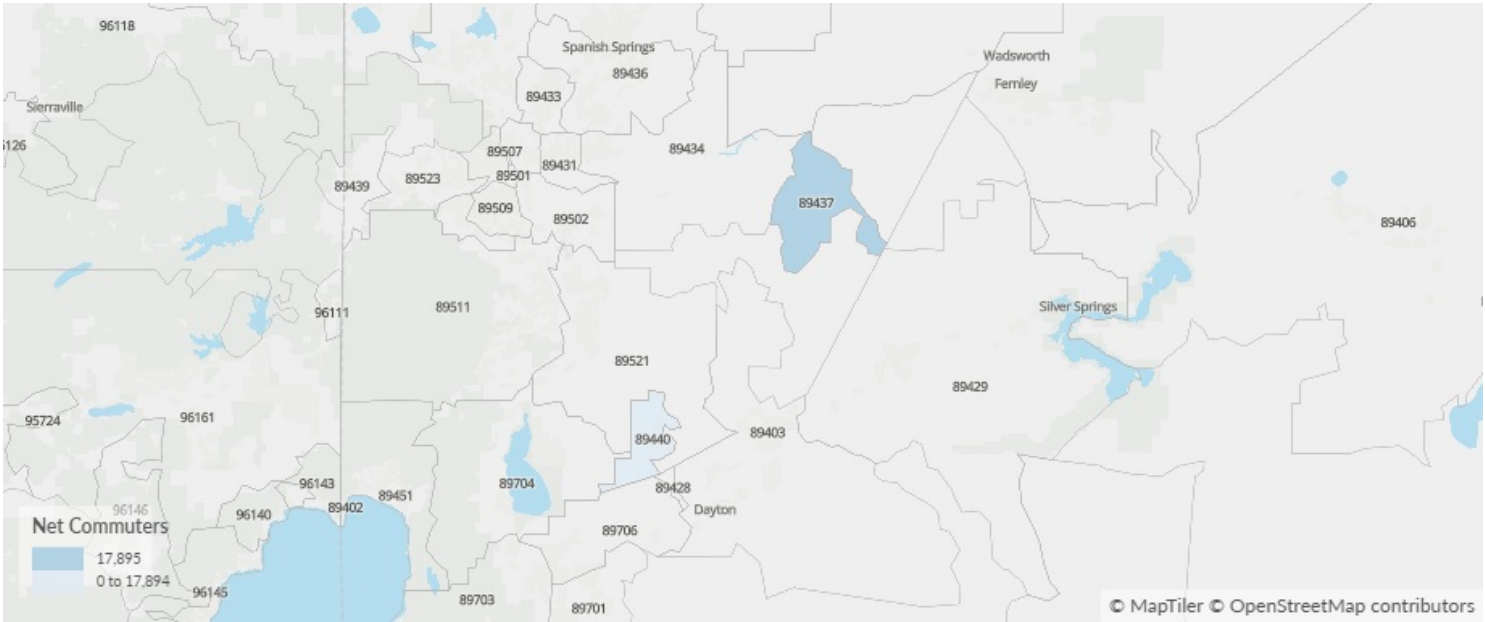


Property Crime

Storey County, NV has 9.1 property crimes per 1,000 people. The national rate is 18.02 per 1,000 people.

Place of Work vs Place of Residence

Understanding where talent in Storey County, NV currently works compared to where talent lives can help you optimize site decisions. For example, the #1 ranked ZIP for employment ranks #2 for resident workers. The top ZIP for resident workers is 89440.



Where Talent Works

ZIP	Name	2024 Employment
89437	Sparks, NV (in Storey co...	18,010
89440	Virginia City, NV (in Sto...	1,697

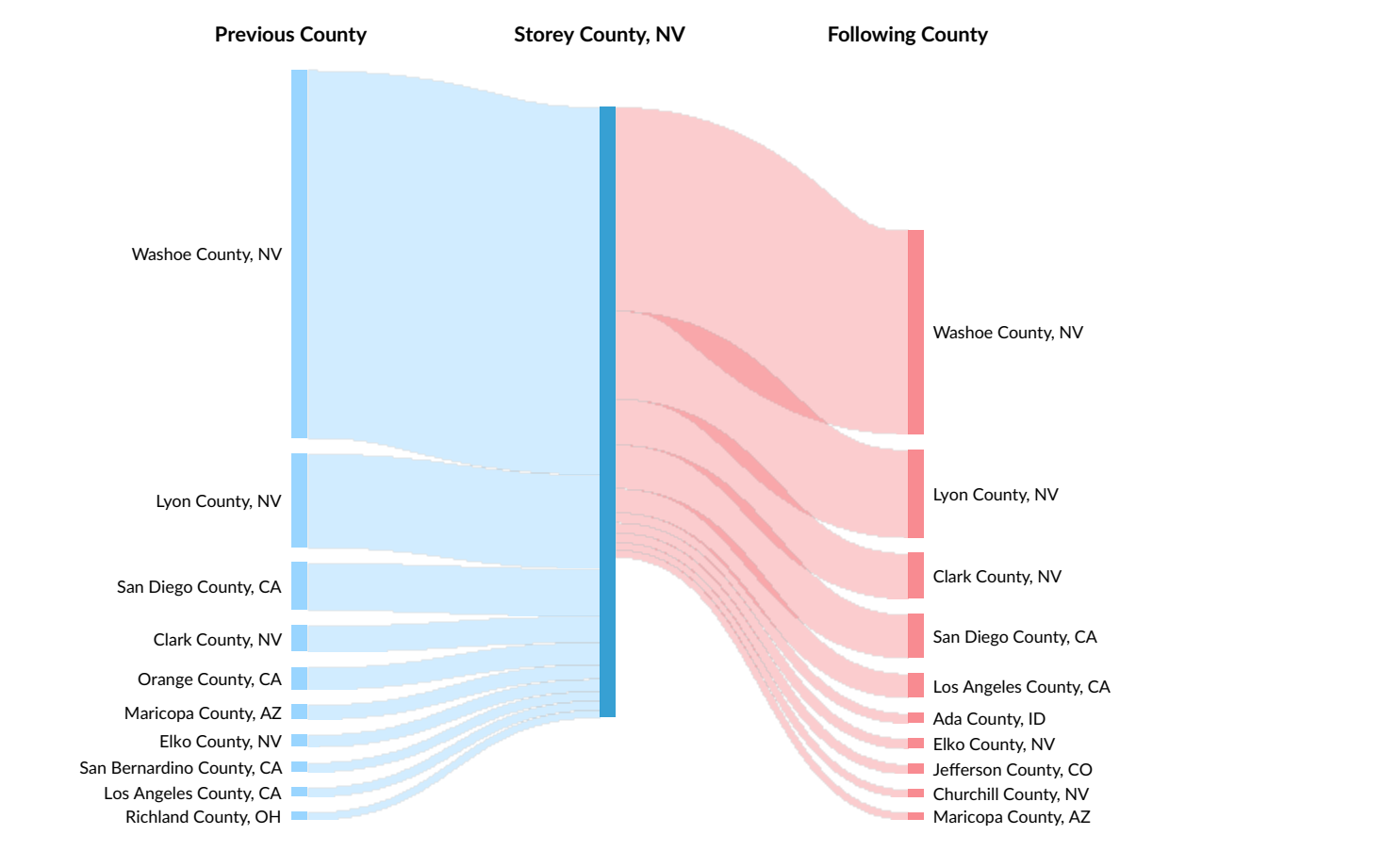
Where Talent Lives

ZIP	Name	2024 Workers
89440	Virginia City, NV (in Sto...	395
89437	Sparks, NV (in Storey co...	115

Inbound and Outbound Migration

The table below analyzes past and current residents of Storey County, NV. The left column shows residents of other counties migrating to Storey County, NV. The right column shows residents migrating from Storey County, NV to other counties.

As of 2022, 173 people have migrated from Washoe County, NV to Storey County, NV. In the same year, 96 people left Storey County, NV migrating to Washoe County, NV. The total Net Migration for Storey County, NV in 2022 was 107.

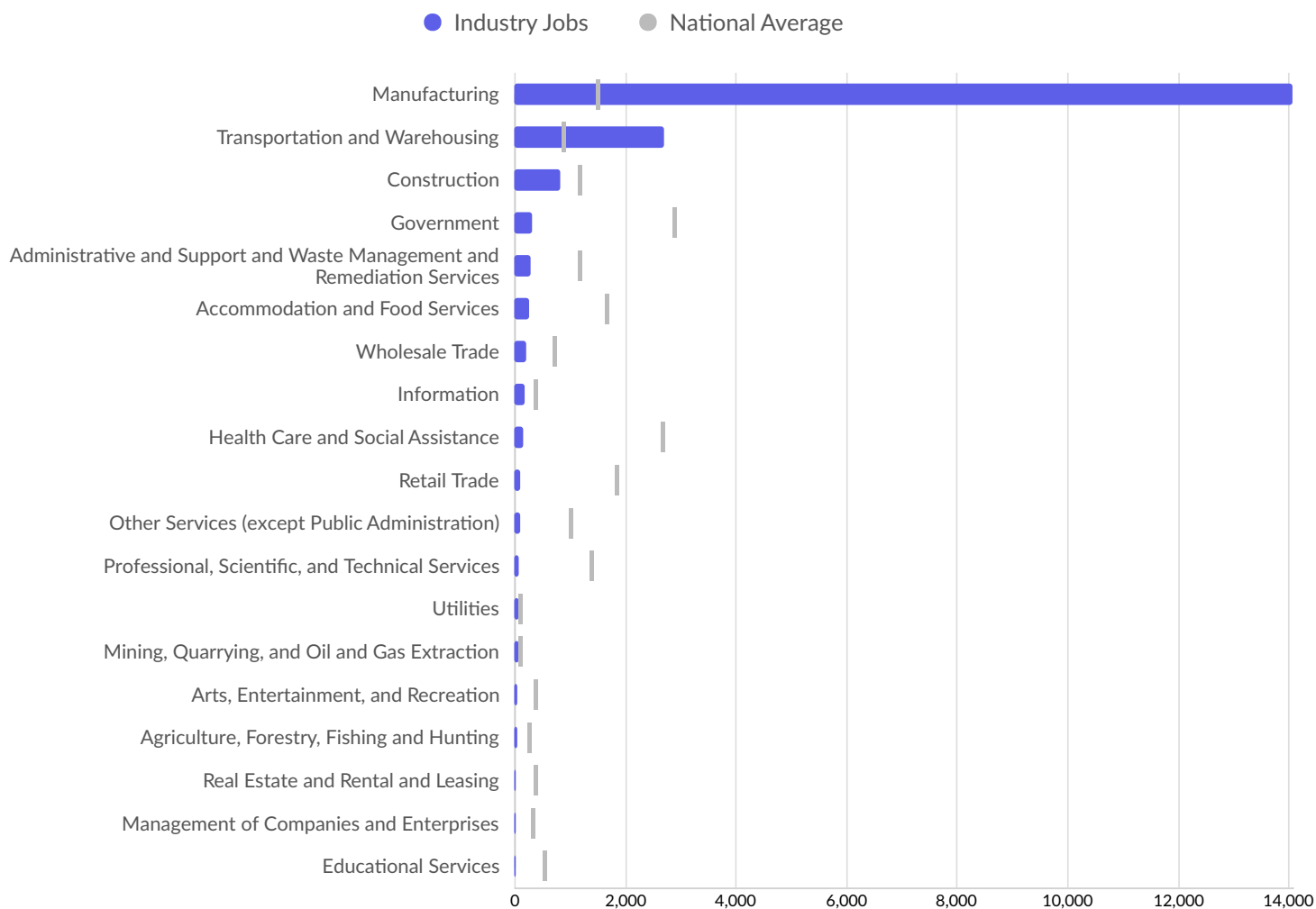


Top Previous Counties	Migrations
Washoe County, NV	173
Lyon County, NV	44
San Diego County, CA	22
Clark County, NV	12
Orange County, CA	10
Maricopa County, AZ	7

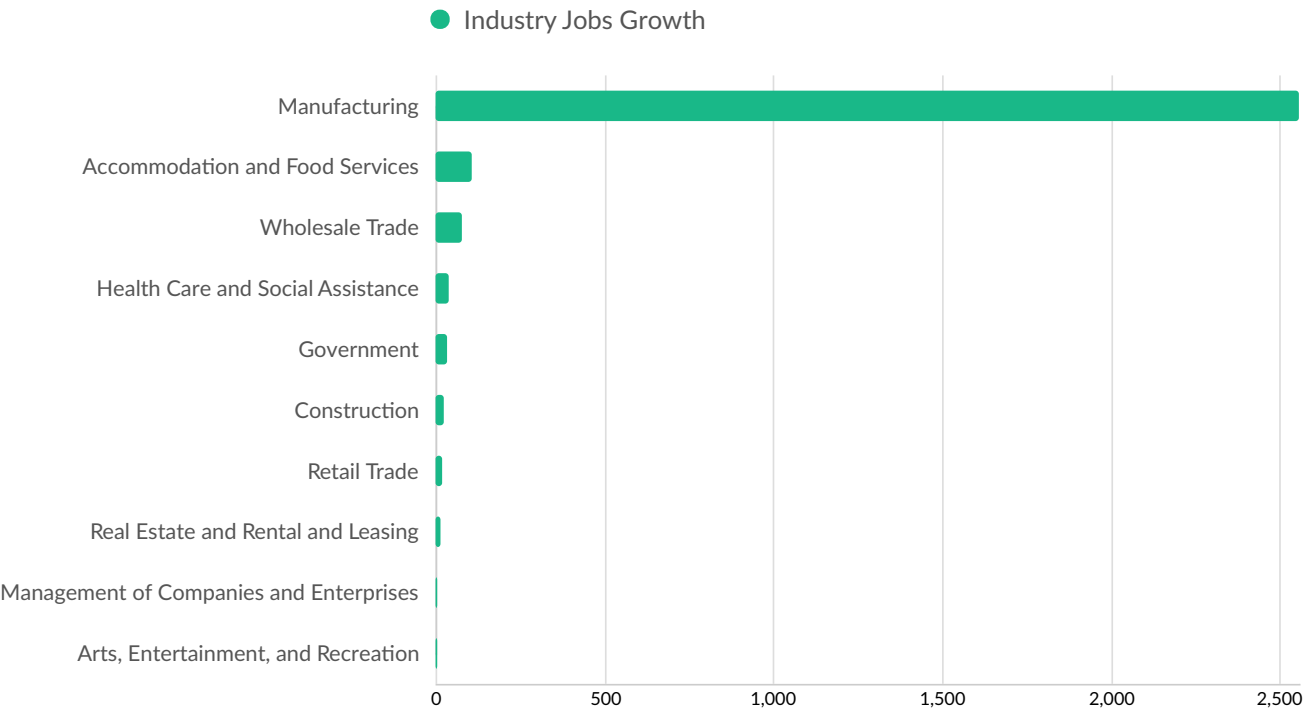
Top Previous Counties	Migrations
Elko County, NV	6
San Bernardino County, CA	5
Los Angeles County, CA	4
Richland County, OH	4
Douglas County, NV	2
Mineral County, NV	2
Nye County, NV	2
Churchill County, NV	2
Humboldt County, NV	2
Top Following Counties	Migrations
Washoe County, NV	96
Lyon County, NV	41
Clark County, NV	22
San Diego County, CA	21
Los Angeles County, CA	11
Ada County, ID	5
Elko County, NV	5
Jefferson County, CO	5
Churchill County, NV	4
Maricopa County, AZ	3
Tarrant County, TX	3
Williamson County, TX	3
Wake County, NC	3
Sandoval County, NM	3
Norfolk City County, VA	2

Industry Characteristics

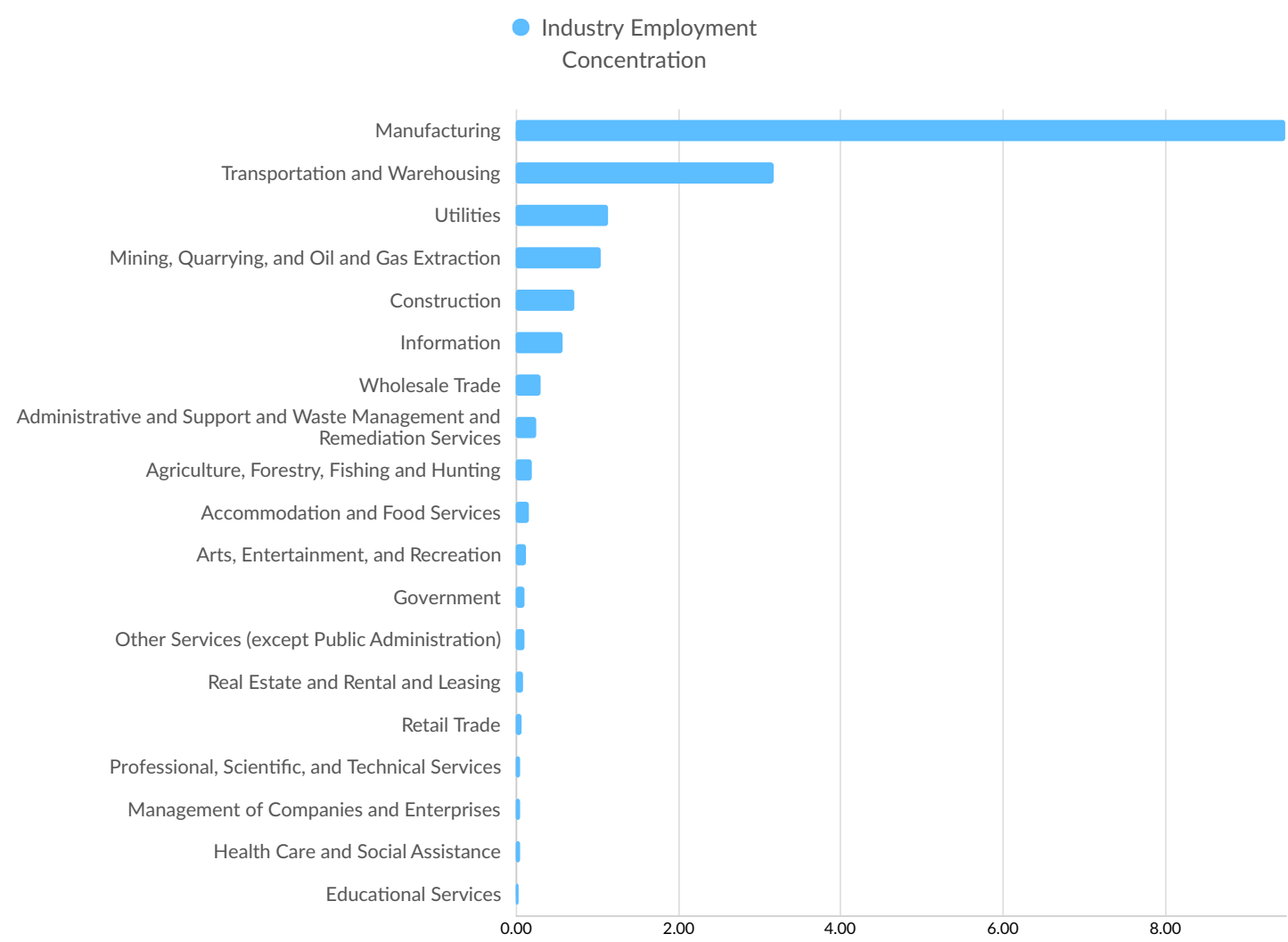
Largest Industries



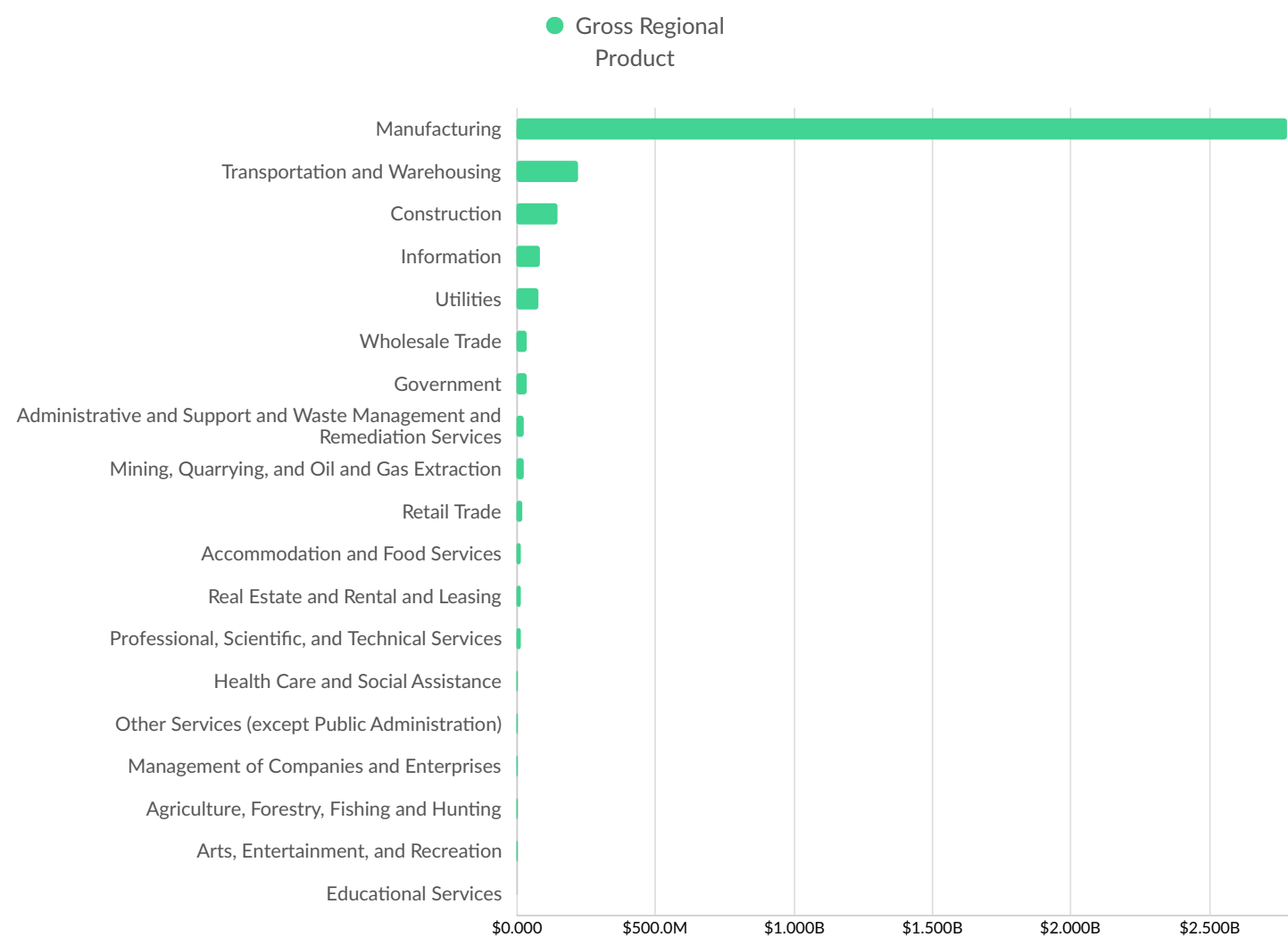
Top Growing Industries



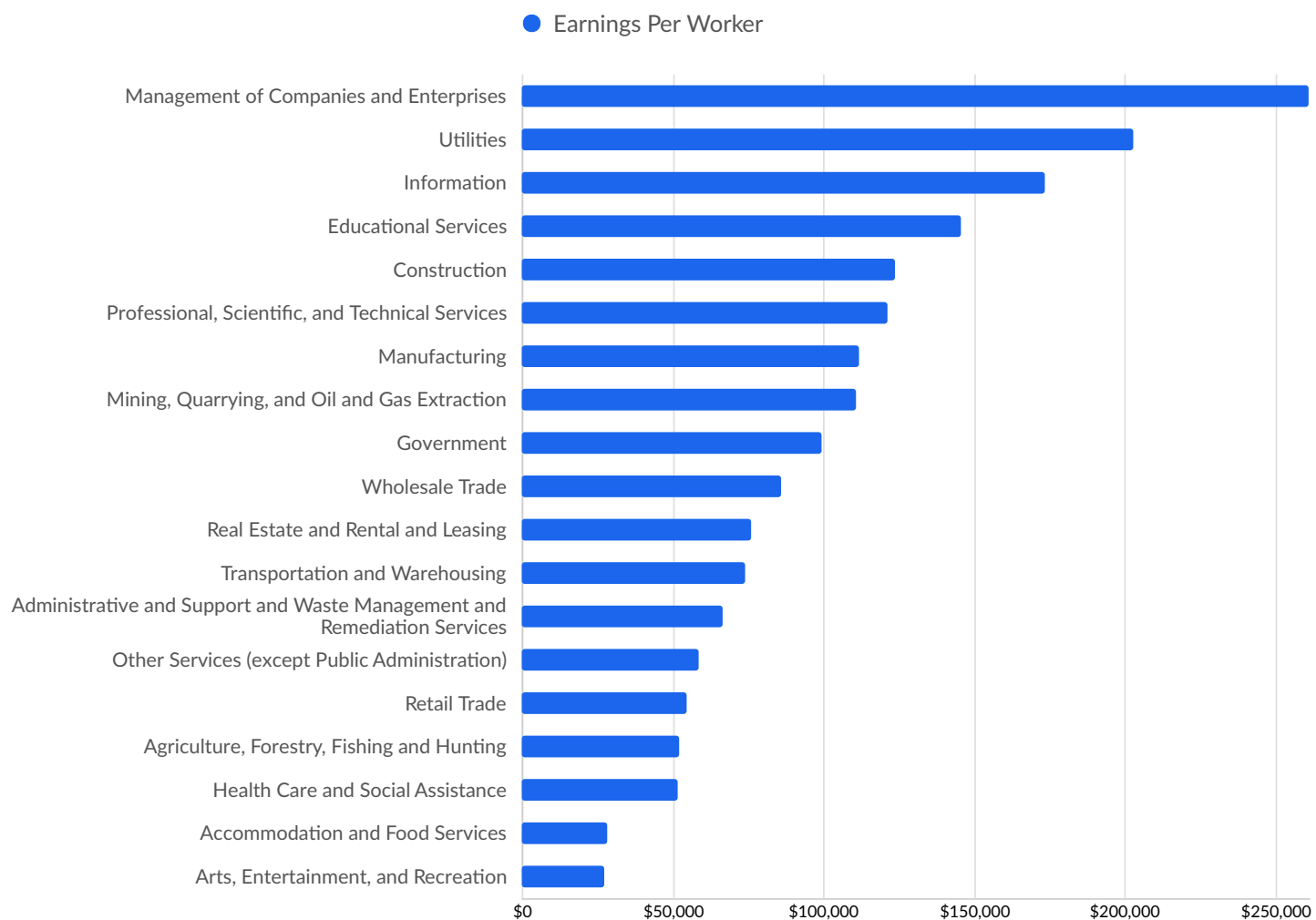
Top Industry Employment Concentration



Top Industry GRP



Top Industry Earnings



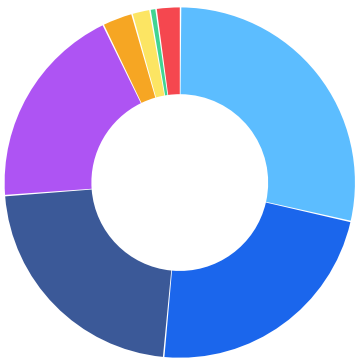
Business Characteristics

196 Companies Employ Your Workers

Online profiles for your workers mention 196 companies as employers, with the top 10 appearing below. In the last 12 months, 288 companies in Storey County, NV posted job postings, with the top 10 appearing below.

Top Companies	Profiles	Top Companies Posting	Unique Postings
Comstock	13 <div></div>	County Of Storey	29 <div></div>
Storey County Sheriffs Office / ...	11 <div></div>	Tesla	27 <div></div>
Sysco	10 <div></div>	Old Dominion Freight Line	19 <div></div>
Storey County School District	7 <div></div>	Panasonic	15 <div></div>
State of Nevada	5 <div></div>	Soliant Health	14 <div></div>
County Of Storey	4 <div></div>	Vetted Health	13 <div></div>
Storey County Public Works	4 <div></div>	Northern Nevada Medical Center	9 <div></div>
Carson Tahoe Health	3 <div></div>	Nugget Casino Resort	8 <div></div>
Community Chest	3 <div></div>	Sierra Nevada Corporation	8 <div></div>
International Game Technology	3 <div></div>	U-Haul	8 <div></div>

Business Size

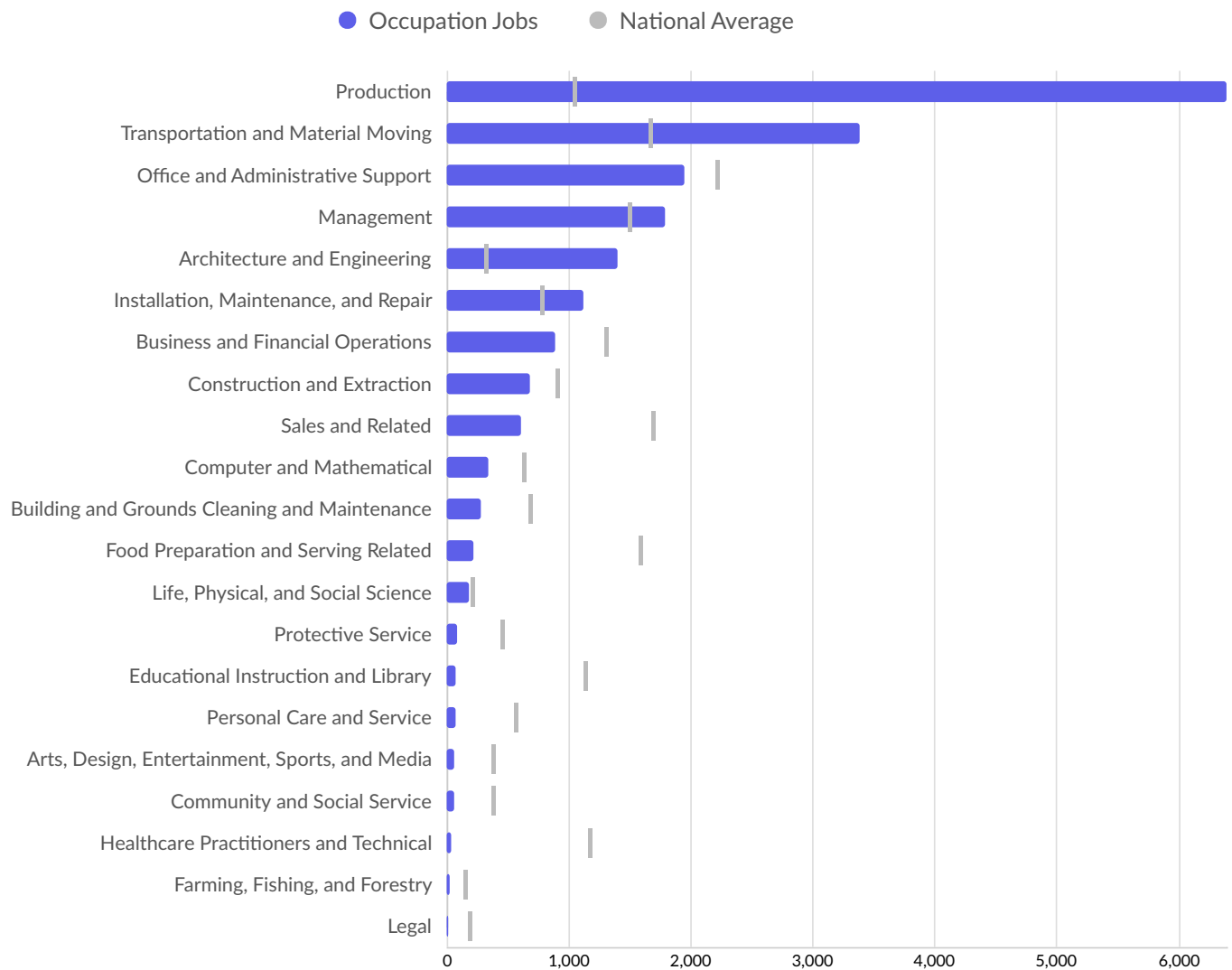


	Percentage	Business Count
1 to 4 employees	28.5%	51
5 to 9 employees	22.9%	41
10 to 19 employees	22.3%	40
20 to 49 employees	19.0%	34
50 to 99 employees	2.8%	5
100 to 249 employees	1.7%	3
250 to 499 employees	0.6%	1
500+ employees	2.2%	4

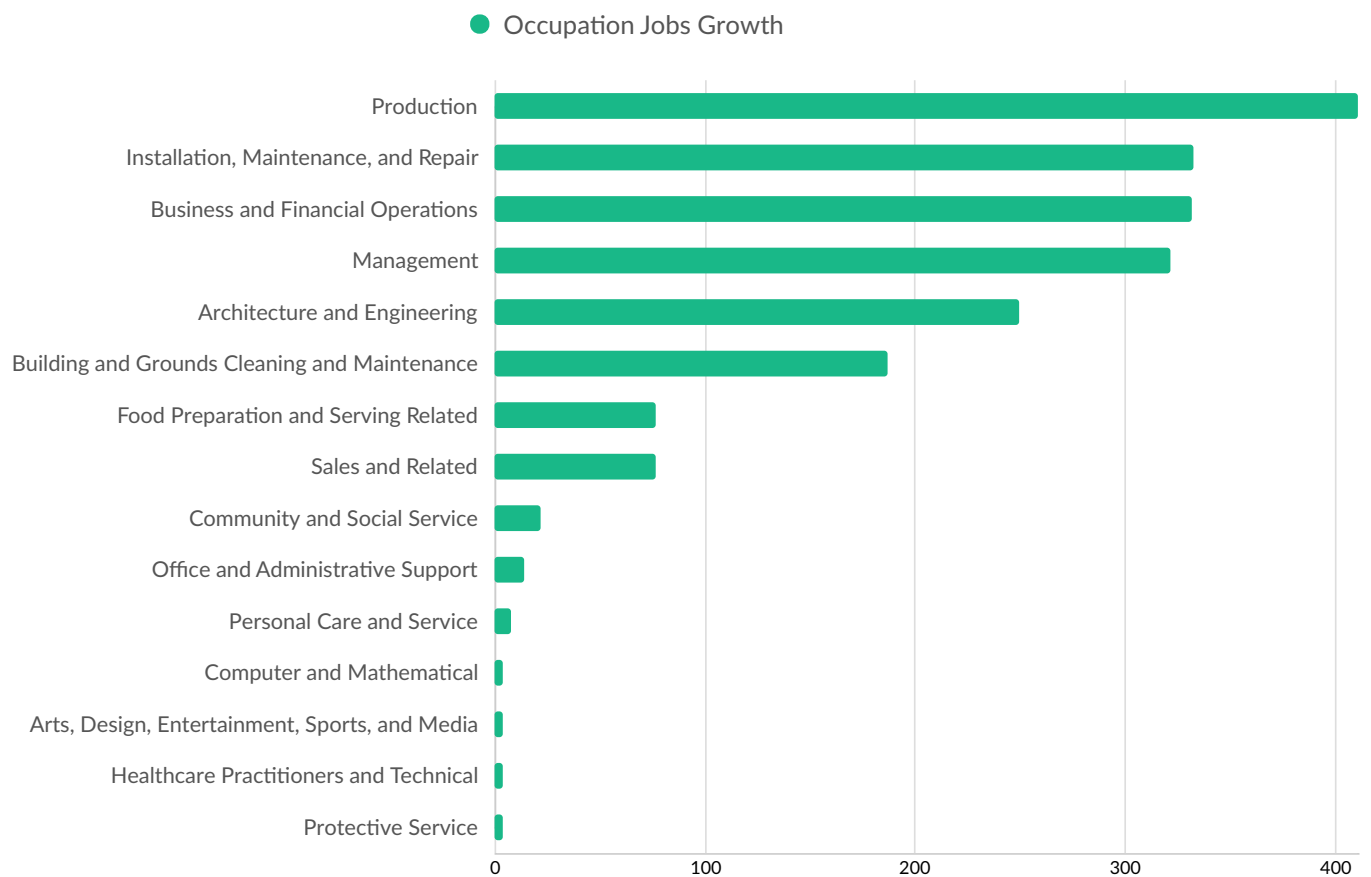
**Business Data by DatabaseUSA.com is third-party data provided by Lightcast to its customers as a convenience, and Lightcast does not endorse or warrant its accuracy or consistency with other published Lightcast data. In most cases, the Business Count will not match total companies with profiles on the summary tab.*

Workforce Characteristics

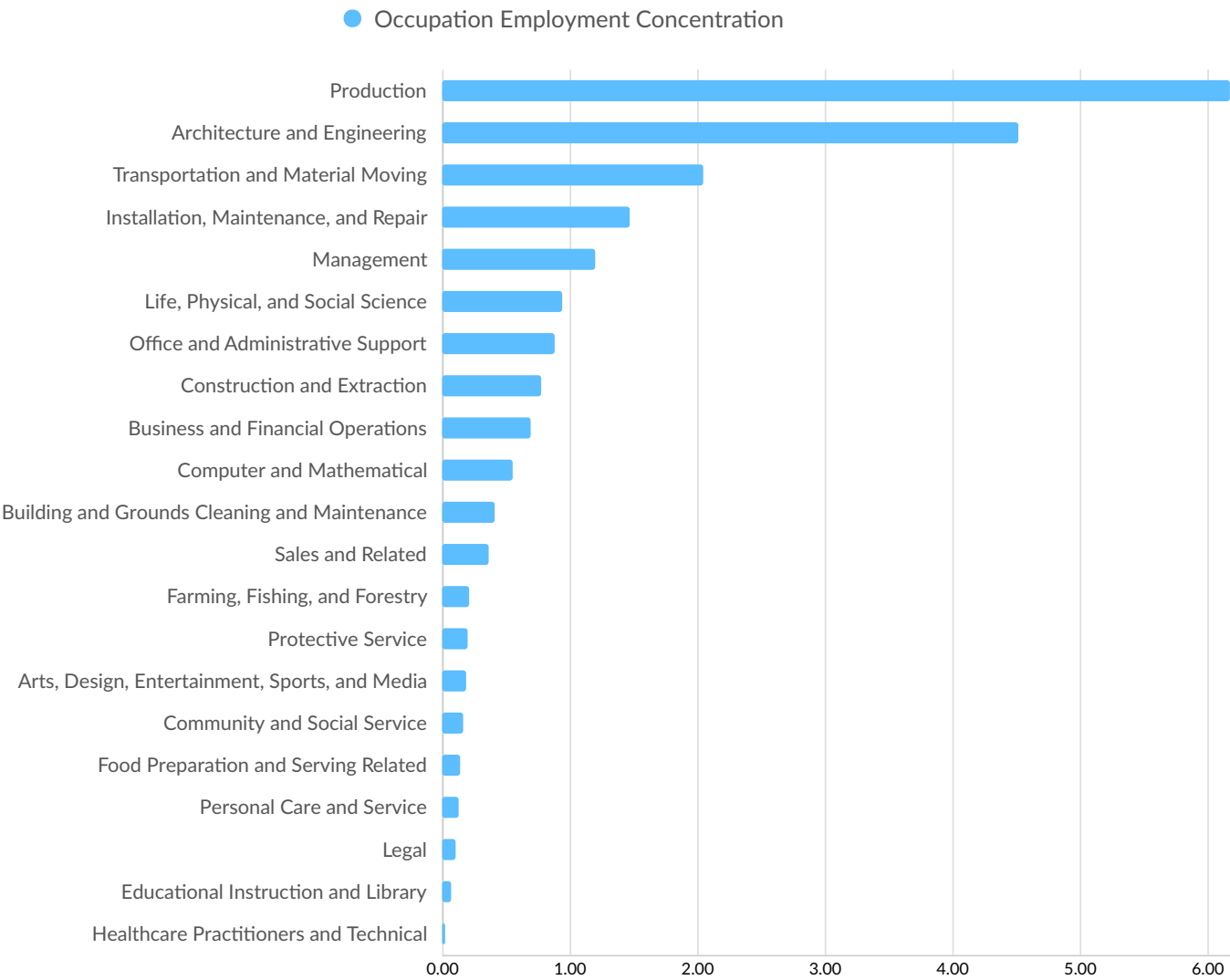
Largest Occupations



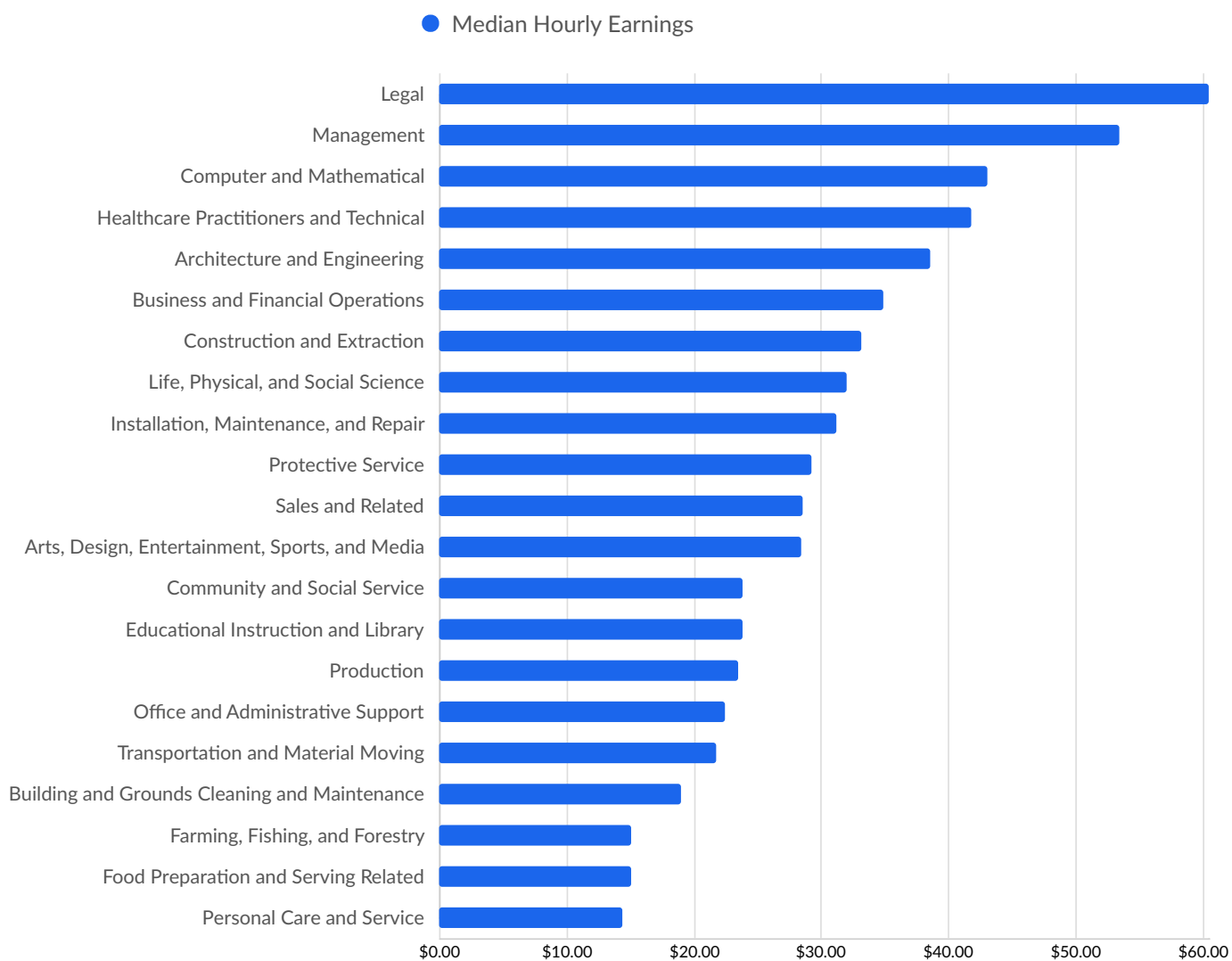
Top Growing Occupations



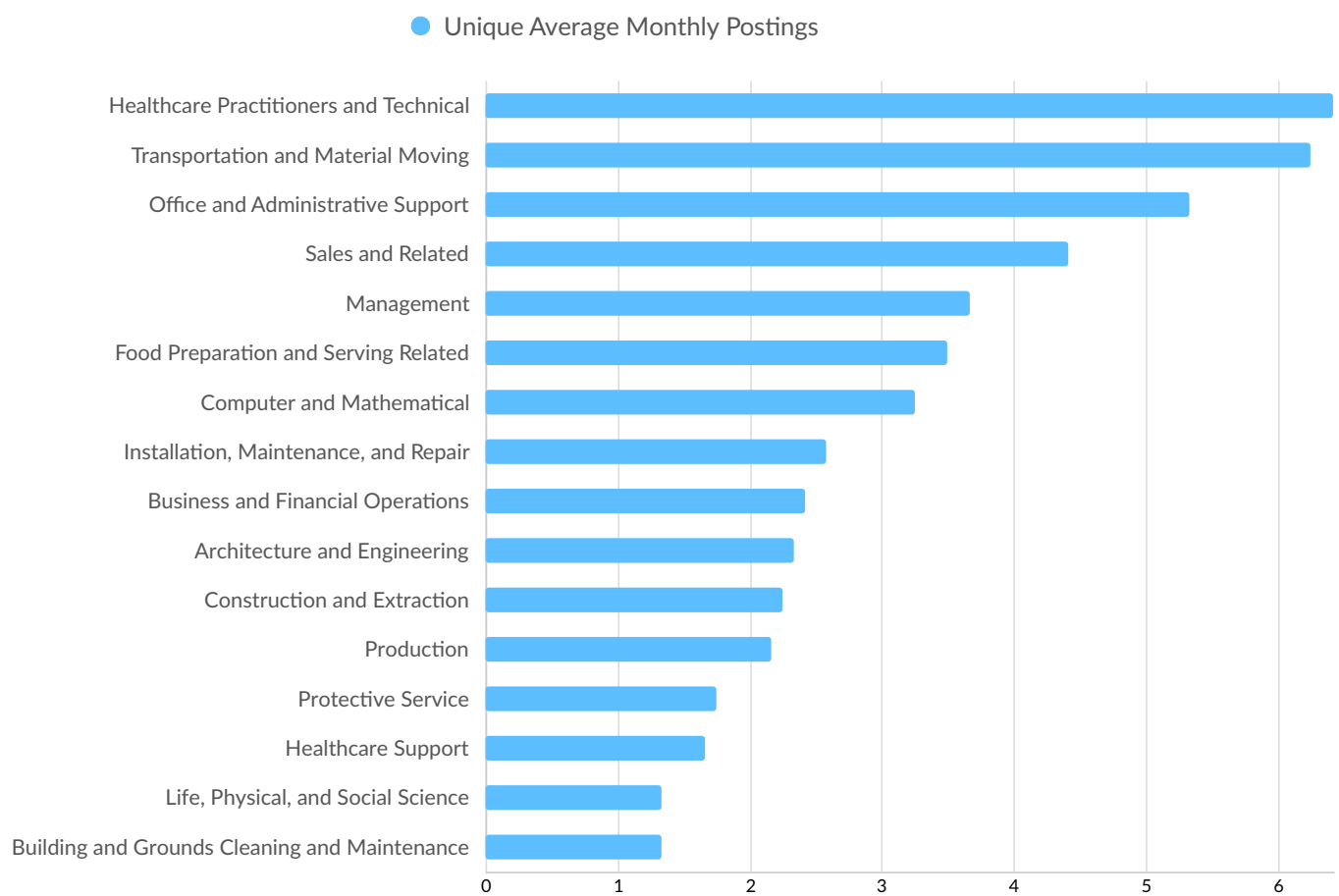
Top Occupation Employment Concentration



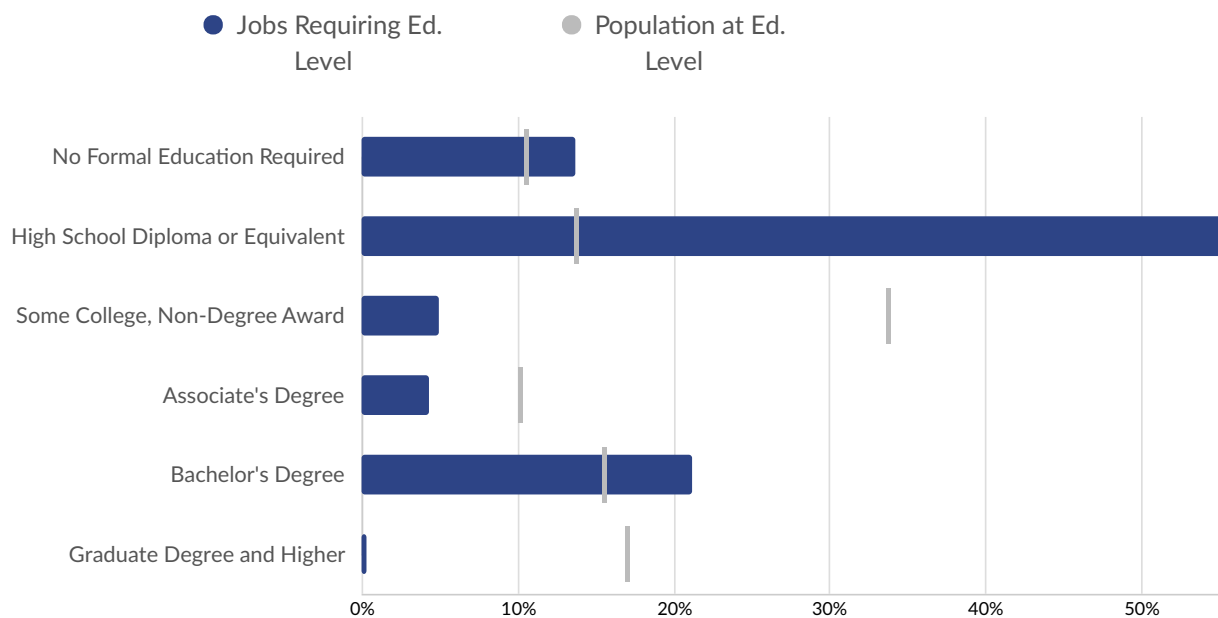
Top Occupation Earnings



Top Posted Occupations



Underemployment



Educational Pipeline

Over the last 5 years, no schools in Storey County, NV produced graduates.

In-Demand Skills

