



Douglas County, NV



GOED

NEVADA GOVERNOR'S OFFICE OF ECONOMIC DEVELOPMENT

808 W. Nye Lane
Carson City, Nevada 89703

Contents

Report Parameters	1
Economy Overview	2
Unemployment by Demographics	4
Historic & Projected Trends	8
Population Characteristics	12
Inbound and Outbound Migration	14
Industry Characteristics	16
Business Characteristics	21
Workforce Characteristics	23
Educational Pipeline	29
In-Demand Skills	30

Report Parameters

1 County

32005 Douglas County, NV

Class of Worker

QCEW Employees, Non-QCEW Employees, and Self-Employed

The information in this report pertains to the chosen geographical area.

Economy Overview

49,660

Population (2024)

Population **grew by 662** over the last 5 years but is projected to **decrease by 318** over the next 5 years.

23,517

Total Regional Employment

Jobs **grew by 858** over the last 5 years and are projected to **grow by 924** over the next 5 years.

\$88.0K

Median Household Income (2023)

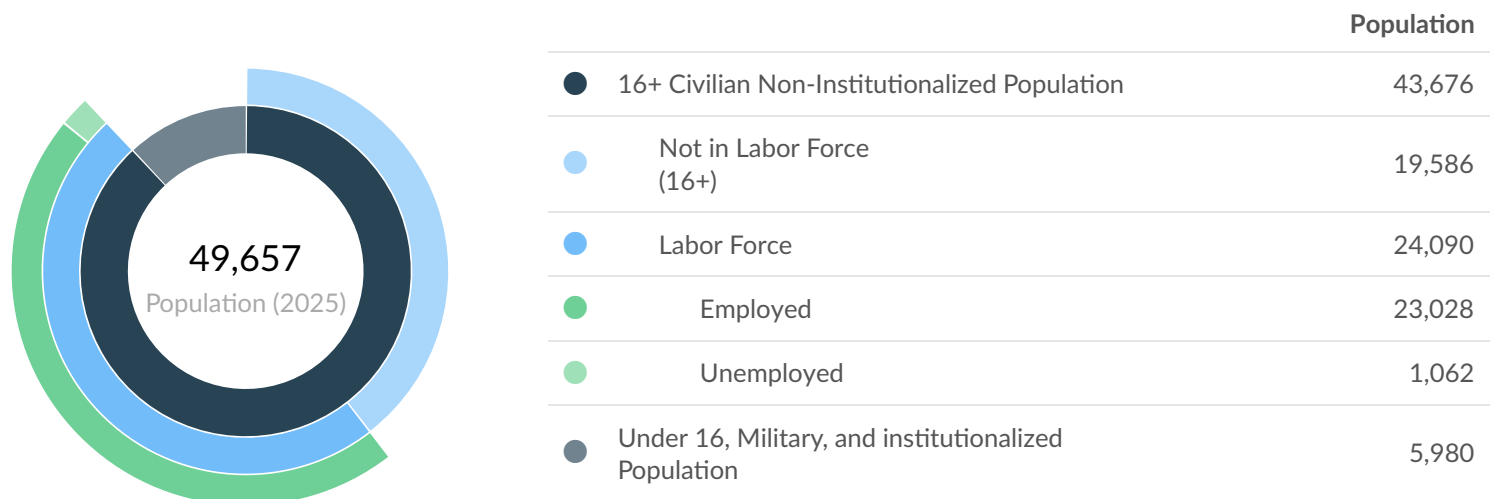
Median household income is **\$9.5K above** the national median household income of \$78.5K.

Takeaways

- As of 2024 the region's population **increased by 1.4%** since 2019, growing by 662. Population is expected to **decrease by 0.6%** between 2024 and 2029, losing 318.
- From 2019 to 2024, jobs **increased by 3.8%** in Douglas County, NV from 22,660 to **23,517**. This change **fell short of the national growth rate of 4.3% by 0.5%**. As the number of jobs increased, the **labor force participation rate decreased from 54.7% to 53.4% between 2019 and 2024**.
- Concerning educational attainment, **20.8% of Douglas County, NV residents possess a Bachelor's Degree** (0.7% below the national average), and **10.6% hold an Associate's Degree** (1.8% above the national average).
- The top three industries in 2024 are Traveler Accommodation, Local Government, Excluding Education and Hospitals, and Restaurants and Other Eating Places.

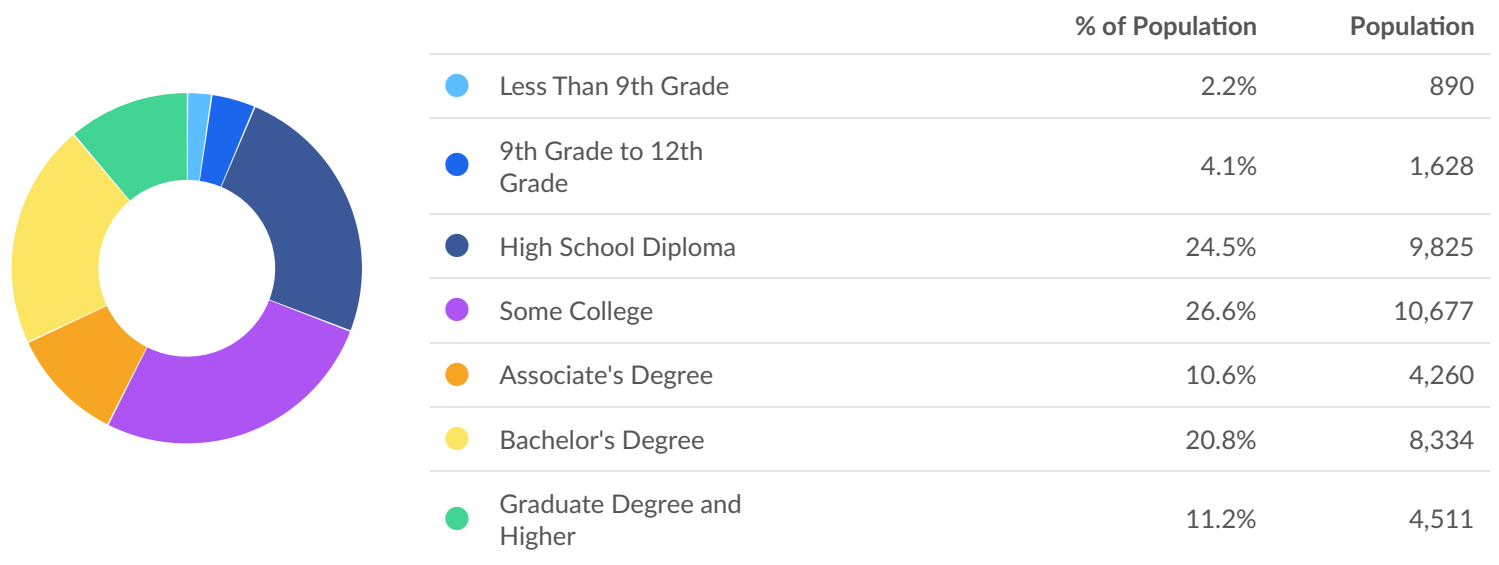
	Population (2025)	Labor Force (May 2025)	Jobs (2024)	Cost of Living	GRP	Imports	Exports
Region	49,657	24,090	23,517	120.4	\$4.10B	\$5.00B	\$3.91B
State	3,232,513	1,685,159	1,723,748	111.5	\$261.19B	\$209.35B	\$244.89B

May 2025 Labor Force Breakdown



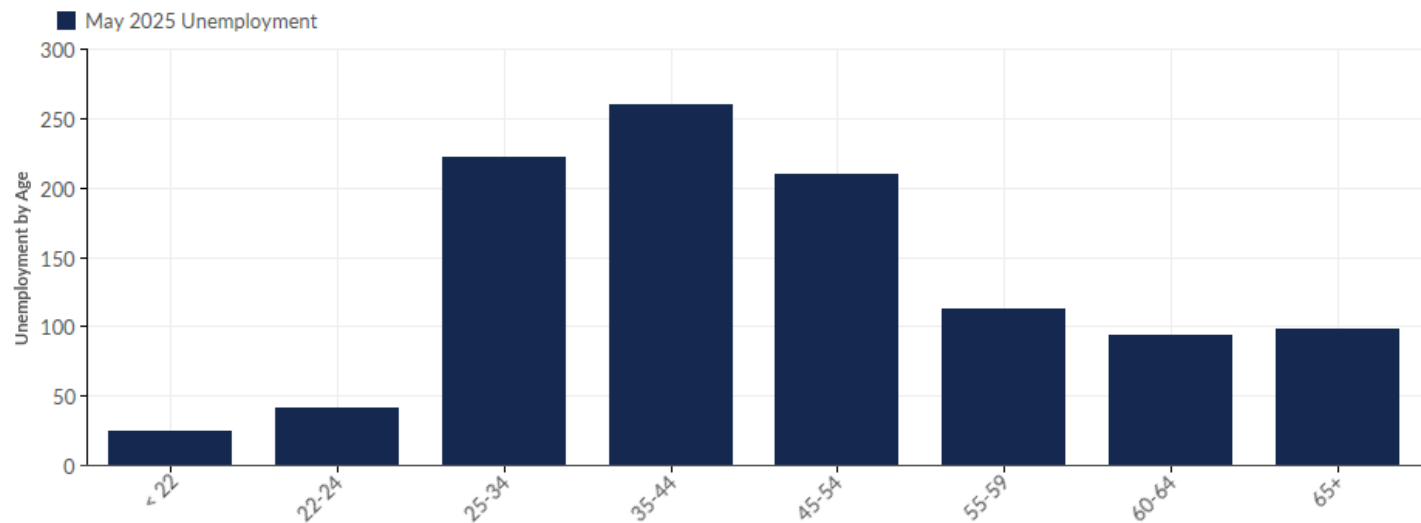
Educational Attainment

Concerning educational attainment, **20.8% of Douglas County, NV residents possess a Bachelor's Degree** (0.7% below the national average), and **10.6% hold an Associate's Degree** (1.8% above the national average).



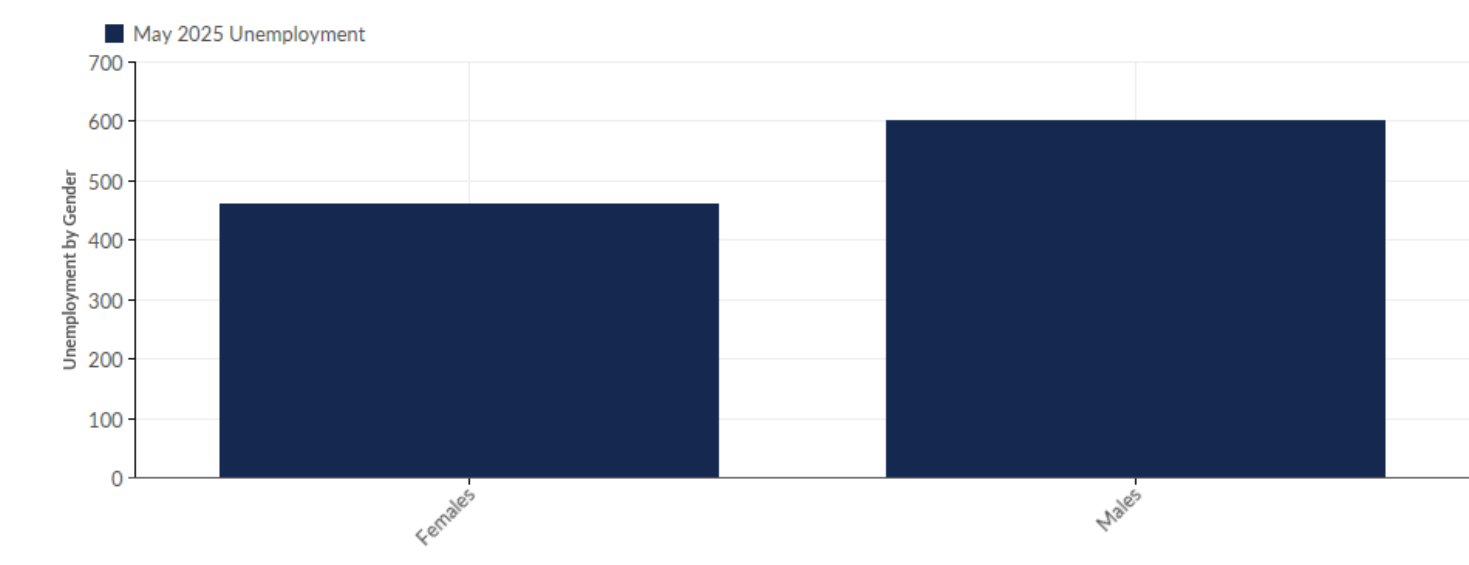
Unemployment by Demographics

Unemployment by Age



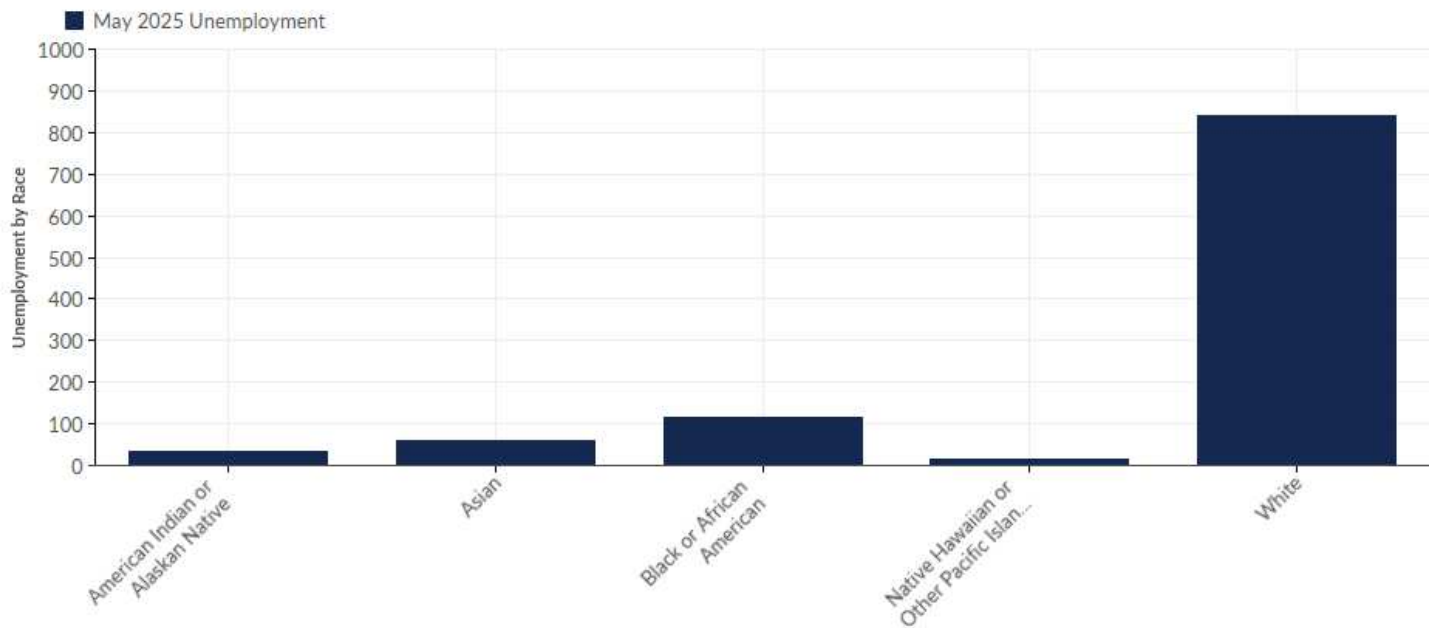
Age	Unemployment (May 2025)	% of Unemployed
< 22	25	2.35%
22-24	42	3.95%
25-34	222	20.90%
35-44	260	24.48%
45-54	210	19.77%
55-59	113	10.64%
60-64	93	8.76%
65+	98	9.23%
Total	1,062	100.00%

Unemployment by Gender



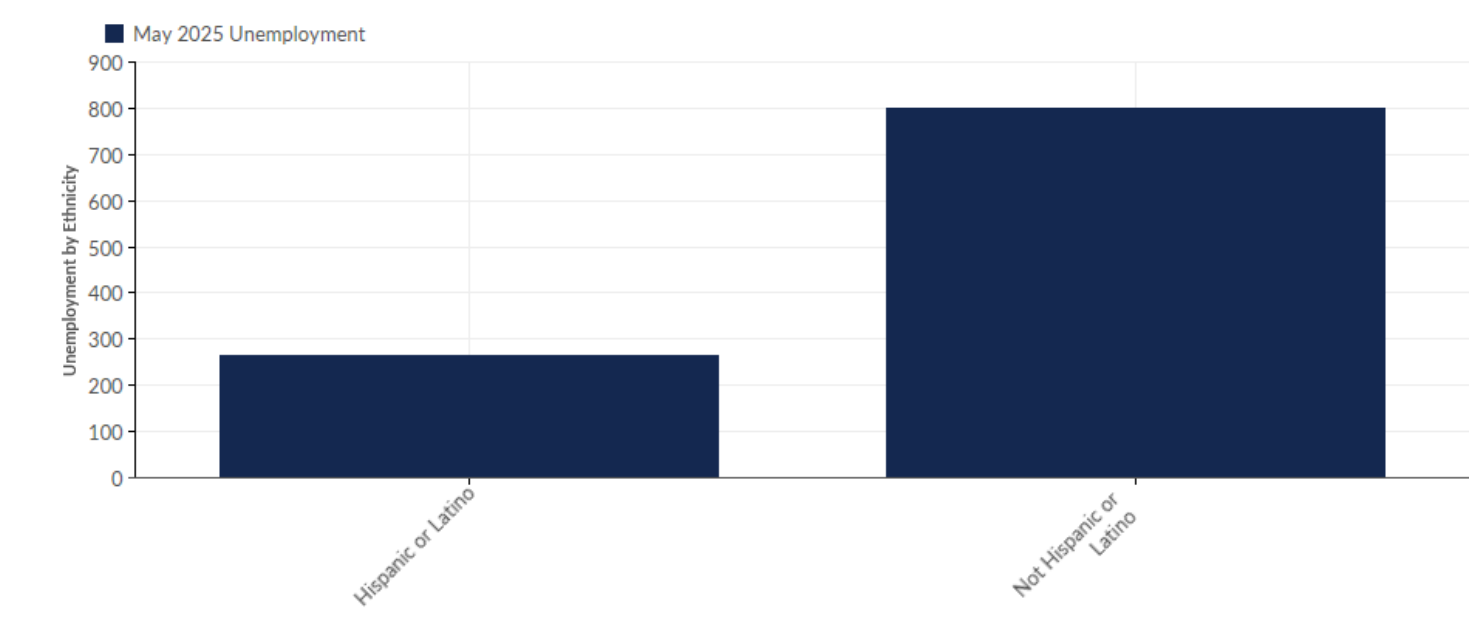
Gender	Unemployment (May 2025)	% of Unemployed
Females	460	43.31%
Males	602	56.69%
Total	1,062	100.00%

Unemployment by Race



Race	Unemployment (May 2025)	% of Unemployed
American Indian or Alaskan Native	33	3.11%
Asian	59	5.56%
Black or African American	114	10.73%
Native Hawaiian or Other Pacific Islander	17	1.60%
White	839	79.00%
Total	1,062	100.00%

Unemployment by Ethnicity

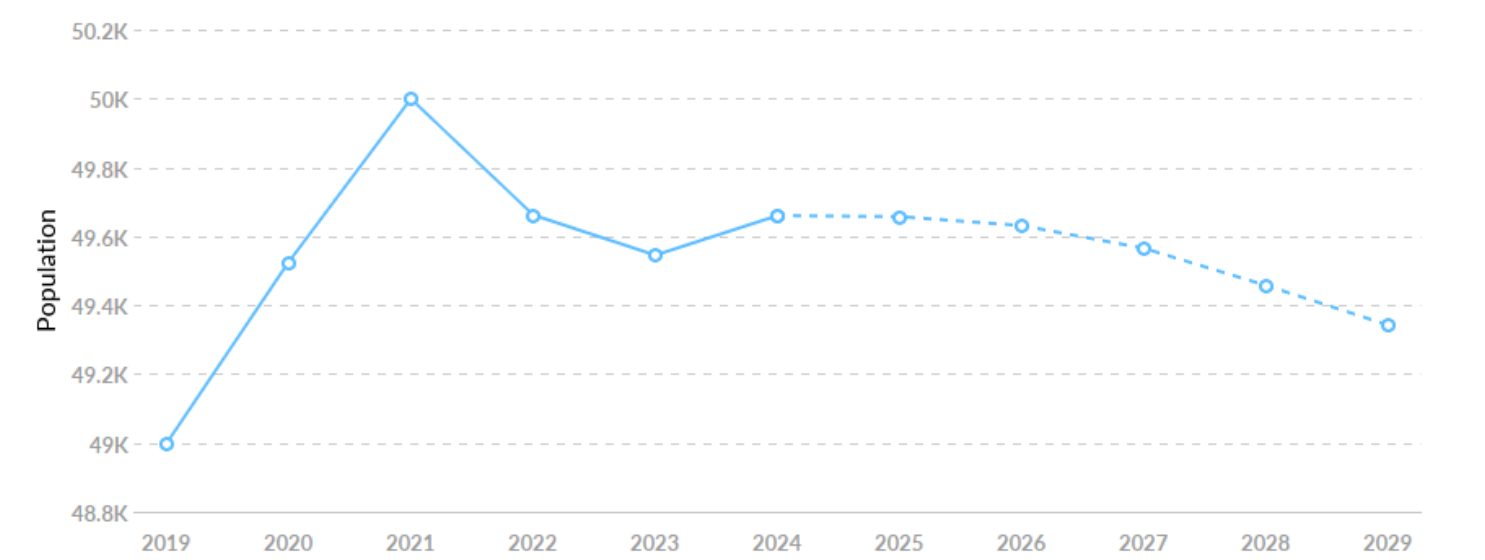


Ethnicity	Unemployment (May 2025)	% of Unemployed
Hispanic or Latino	264	24.86%
Not Hispanic or Latino	798	75.14%
Total	1,062	100.00%

Historic & Projected Trends

Population Trends

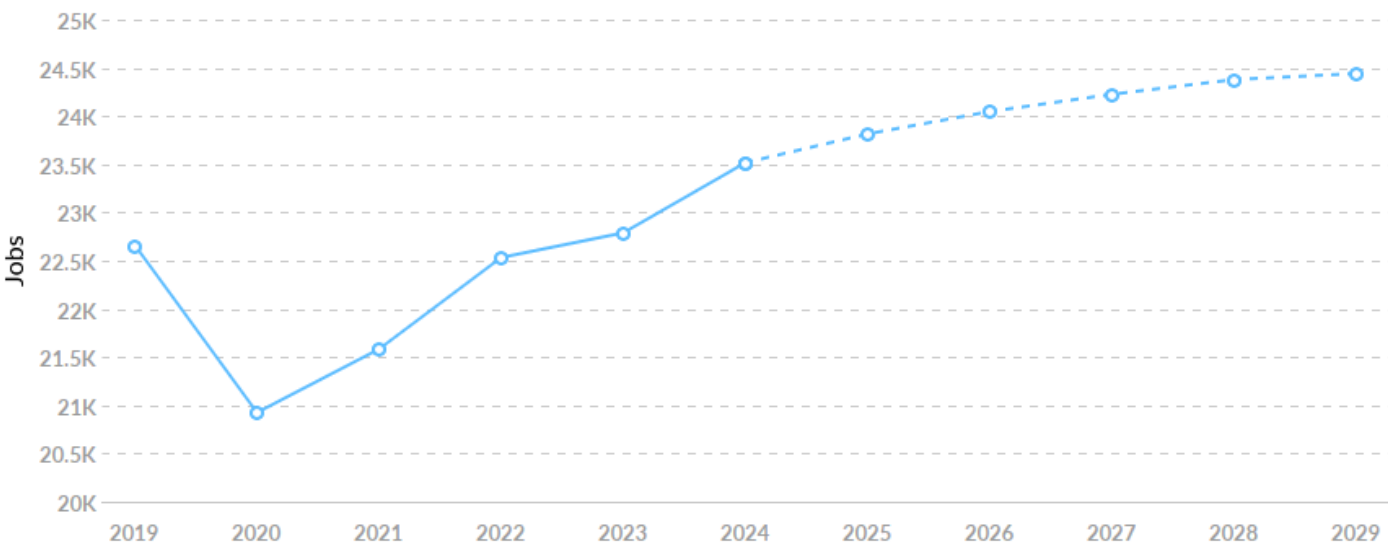
As of 2024 the region's population **increased by 1.4%** since 2019, growing by 662. Population is expected to **decrease by 0.6%** between 2024 and 2029, losing 318.



Timeframe	Population
2019	48,998
2020	49,525
2021	49,999
2022	49,662
2023	49,545
2024	49,660
2025	49,657
2026	49,631
2027	49,565
2028	49,457
2029	49,342

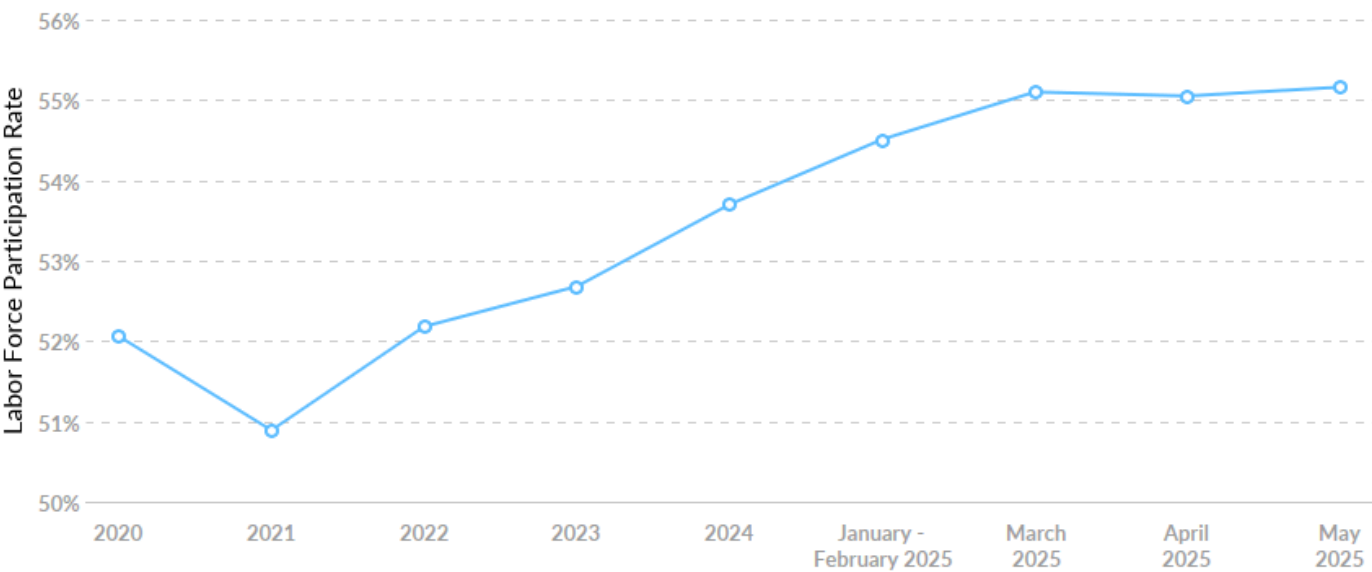
Job Trends

From 2019 to 2024, jobs increased by 3.8% in Douglas County, NV from 22,660 to 23,517. This change fell short of the national growth rate of 4.3% by 0.5%.



Timeframe	Jobs
2019	22,660
2020	20,924
2021	21,583
2022	22,533
2023	22,789
2024	23,517
2025	23,815
2026	24,047
2027	24,226
2028	24,379
2029	24,441

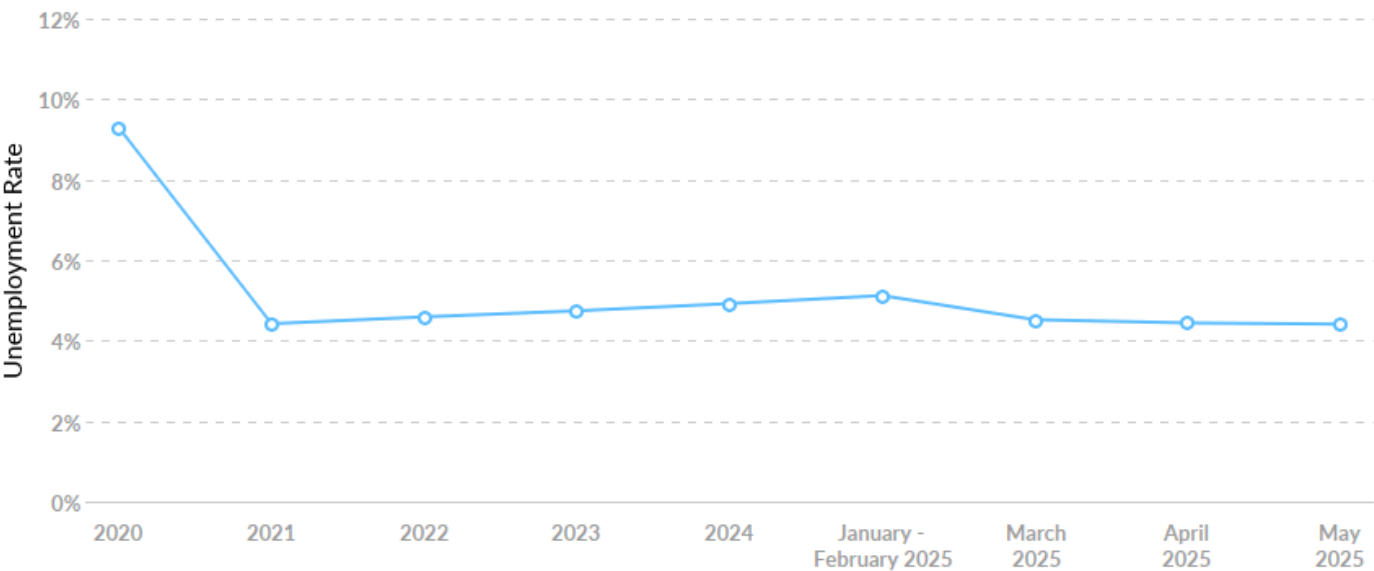
Labor Force Participation Rate Trends



Timeframe	Labor Force Participation Rate
2020	52.06%
2021	50.89%
2022	52.18%
2023	52.68%
2024	53.70%
January - February 2025	54.51%
March 2025	55.10%
April 2025	55.05%
May 2025	55.16%

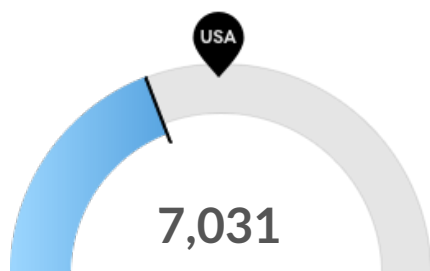
Unemployment Rate Trends

Douglas County, NV had a May 2025 unemployment rate of 4.41%, **decreasing from 9.29%** 5 years before.



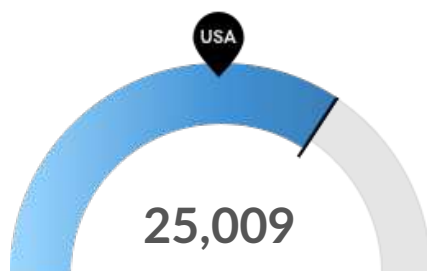
Timeframe	Unemployment Rate
2020	9.29%
2021	4.42%
2022	4.59%
2023	4.74%
2024	4.92%
January - February 2025	5.12%
March 2025	4.52%
April 2025	4.44%
May 2025	4.41%

Population Characteristics



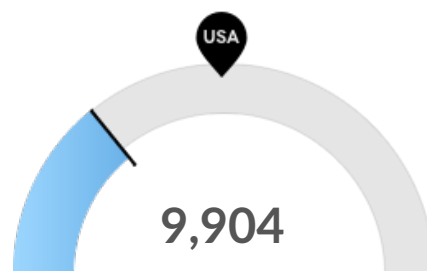
Millennials

Douglas County, NV has 7,031 millennials (ages 25-39). The national average for an area this size is 10,067.



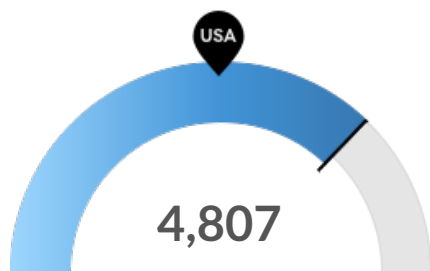
Retiring Soon

Retirement risk is high in Douglas County, NV. The national average for an area this size is 14,956 people 55 or older, while there are 25,009 here.



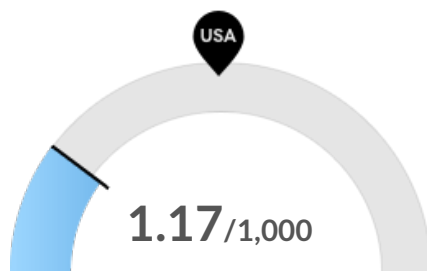
Racial Diversity

Racial diversity is low in Douglas County, NV. The national average for an area this size is 20,634 racially diverse people, while there are 9,904 here.



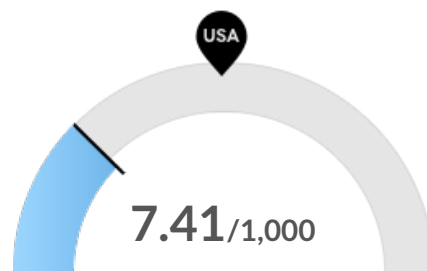
Veterans

Douglas County, NV has 4,807 veterans. The national average for an area this size is 2,451.



Violent Crime

Douglas County, NV has 1.17 violent crimes per 1,000 people. The national rate is 3.54 per 1,000 people.

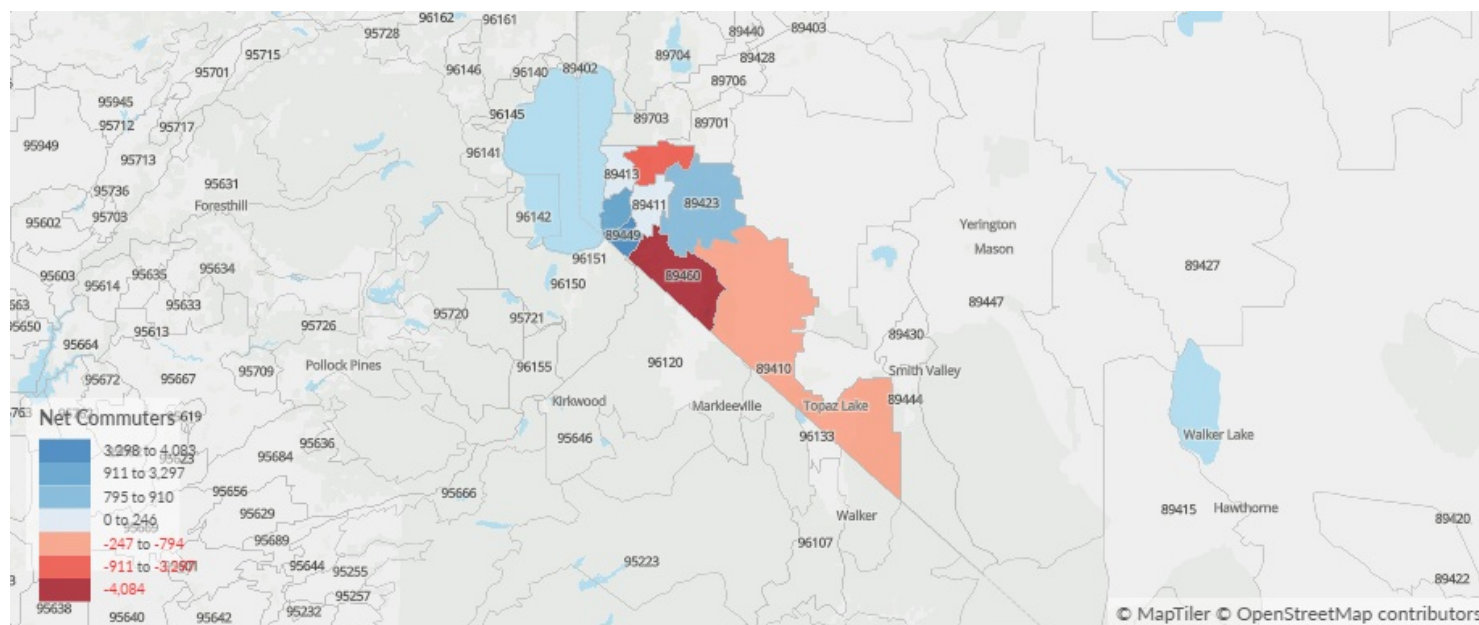


Property Crime

Douglas County, NV has 7.41 property crimes per 1,000 people. The national rate is 18.02 per 1,000 people.

Place of Work vs Place of Residence

Understanding where talent in Douglas County, NV currently works compared to where talent lives can help you optimize site decisions. For example, the #1 ranked ZIP for employment ranks #3 for resident workers. The top ZIP for resident workers is 89460.



Where Talent Works

ZIP	Name	2024 Employment
89423	Minden, NV (in Douglas...)	6,349
89410	Gardnerville, NV (in Do...)	5,330
89449	Stateline, NV (in Dougla...)	4,263
89460	Gardnerville, NV (in Do...)	3,261
89705	Carson City, NV (in Dou...)	1,910

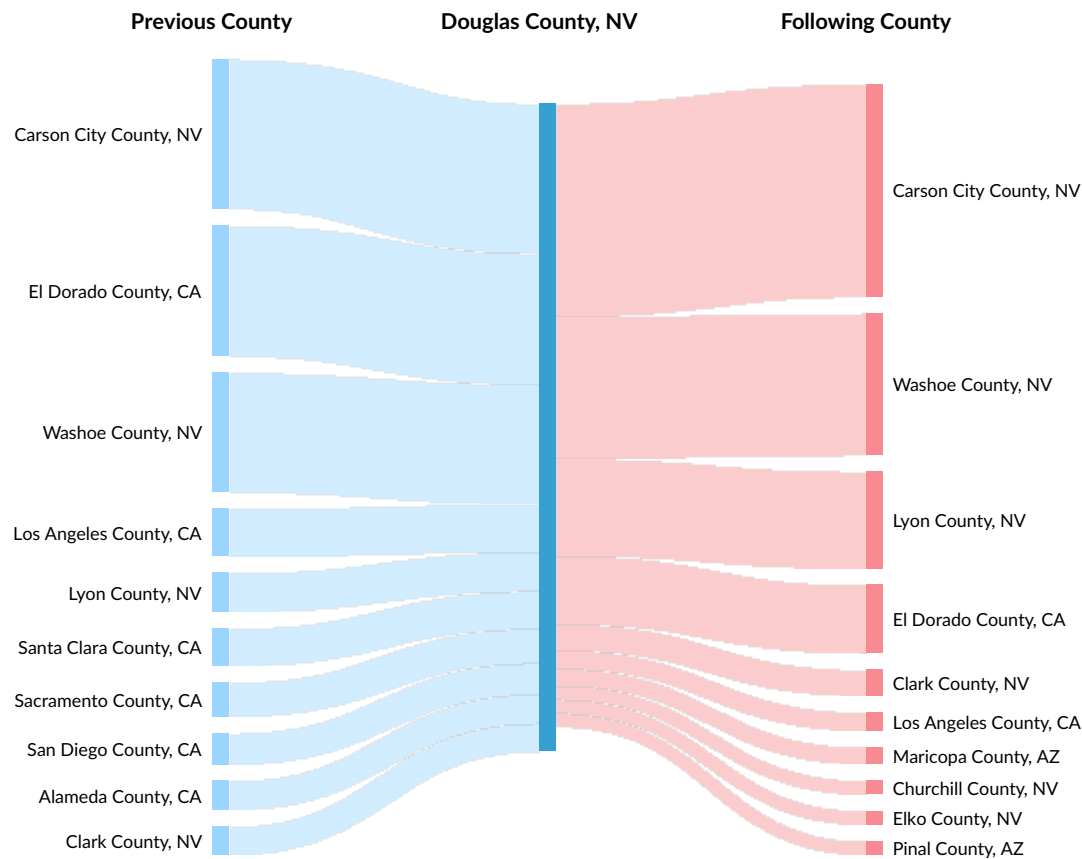
Where Talent Lives

ZIP	Name	2024 Workers
89460	Gardnerville, NV (in Do...)	7,345
89410	Gardnerville, NV (in Do...)	5,577
89423	Minden, NV (in Douglas...)	5,554
89705	Carson City, NV (in Dou...)	2,820
89449	Stateline, NV (in Dougla...)	965

Inbound and Outbound Migration

The table below analyzes past and current residents of Douglas County, NV. The left column shows residents of other counties migrating to Douglas County, NV. The right column shows residents migrating from Douglas County, NV to other counties.

As of 2022, 378 people have migrated from Carson City County, NV to Douglas County, NV. In the same year, 538 people left Douglas County, NV migrating to Carson City County, NV. The total Net Migration for Douglas County, NV in 2022 was 181.

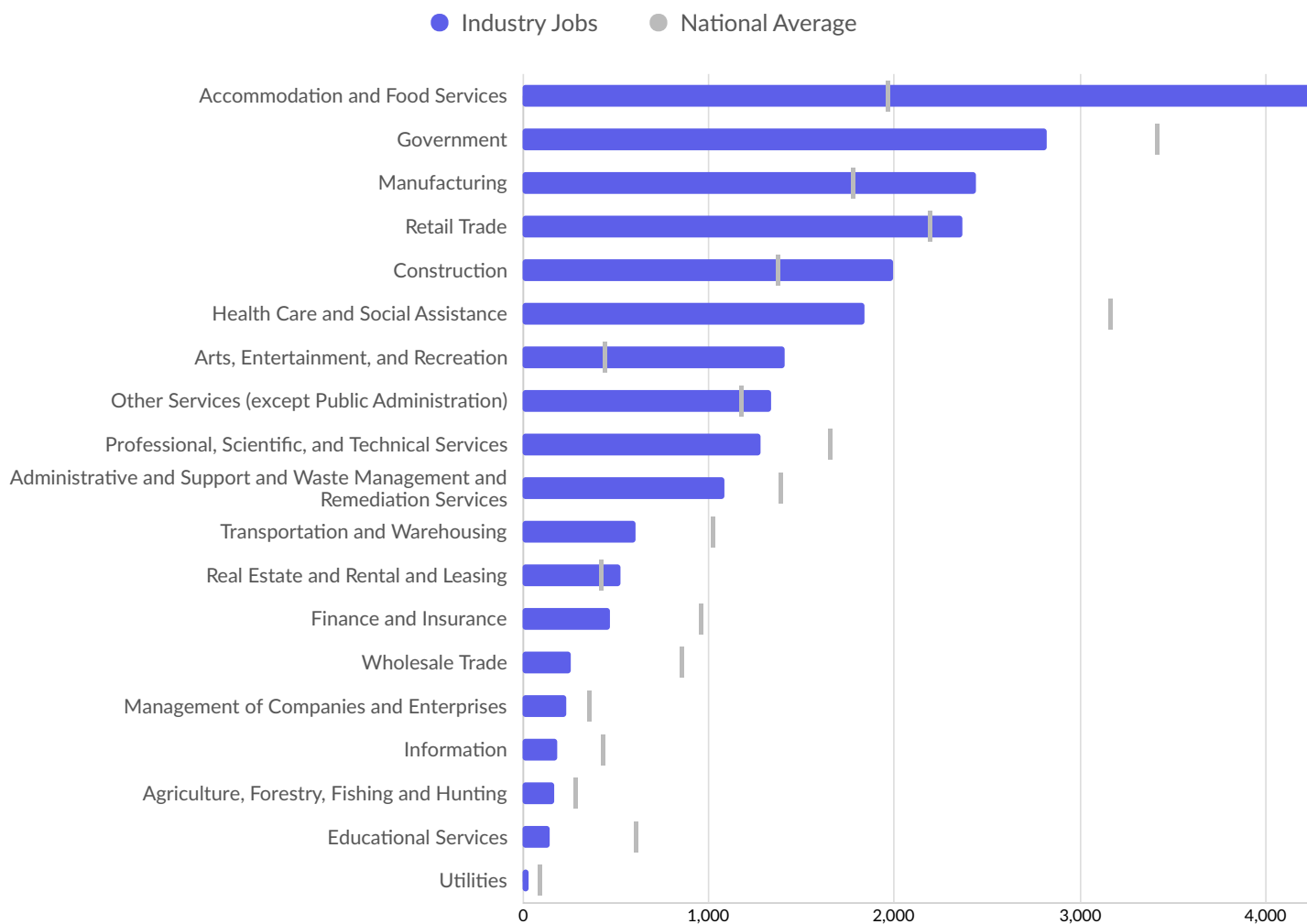


Top Previous Counties	Migrations
Carson City County, NV	378
El Dorado County, CA	331
Washoe County, NV	302
Los Angeles County, CA	121
Lyon County, NV	99
Santa Clara County, CA	95

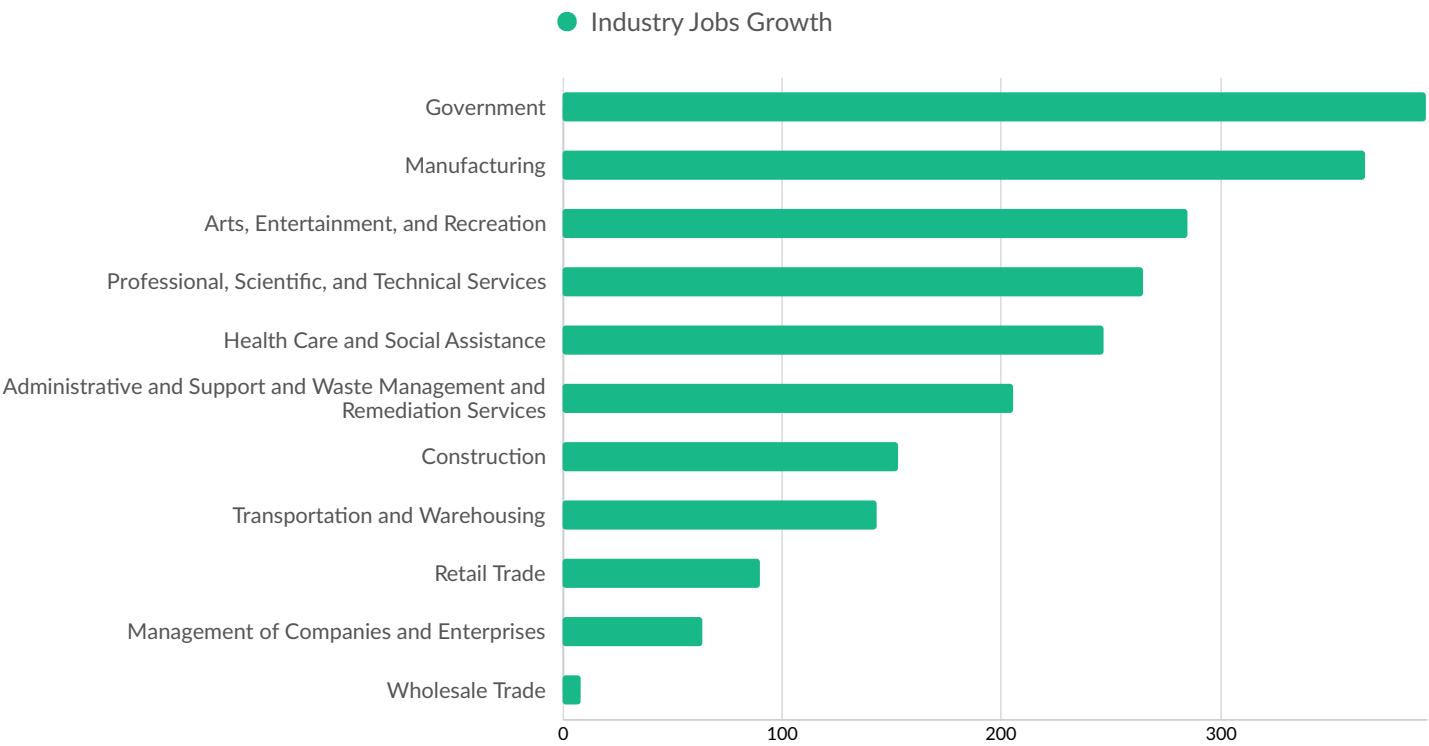
Top Previous Counties	Migrations
Sacramento County, CA	87
San Diego County, CA	79
Alameda County, CA	73
Clark County, NV	72
Riverside County, CA	67
Contra Costa County, CA	58
Orange County, CA	52
Ventura County, CA	51
San Bernardino County, CA	50
Top Following Counties	Migrations
Carson City County, NV	538
Washoe County, NV	358
Lyon County, NV	245
El Dorado County, CA	172
Clark County, NV	66
Los Angeles County, CA	47
Maricopa County, AZ	43
Churchill County, NV	35
Elko County, NV	35
Pinal County, AZ	35
Santa Clara County, CA	35
Pima County, AZ	35
Riverside County, CA	35
Orange County, CA	35
San Bernardino County, CA	34

Industry Characteristics

Largest Industries



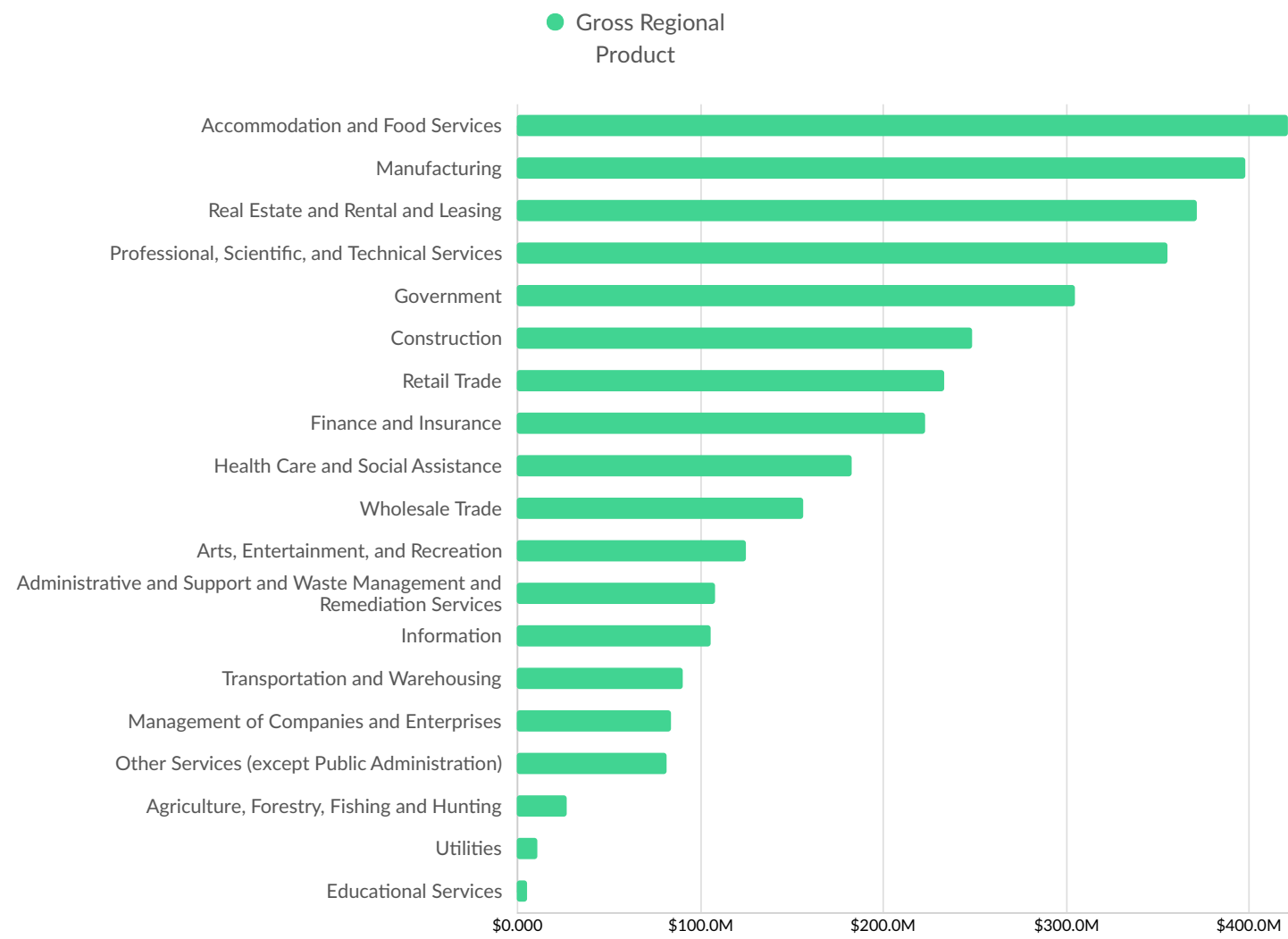
Top Growing Industries



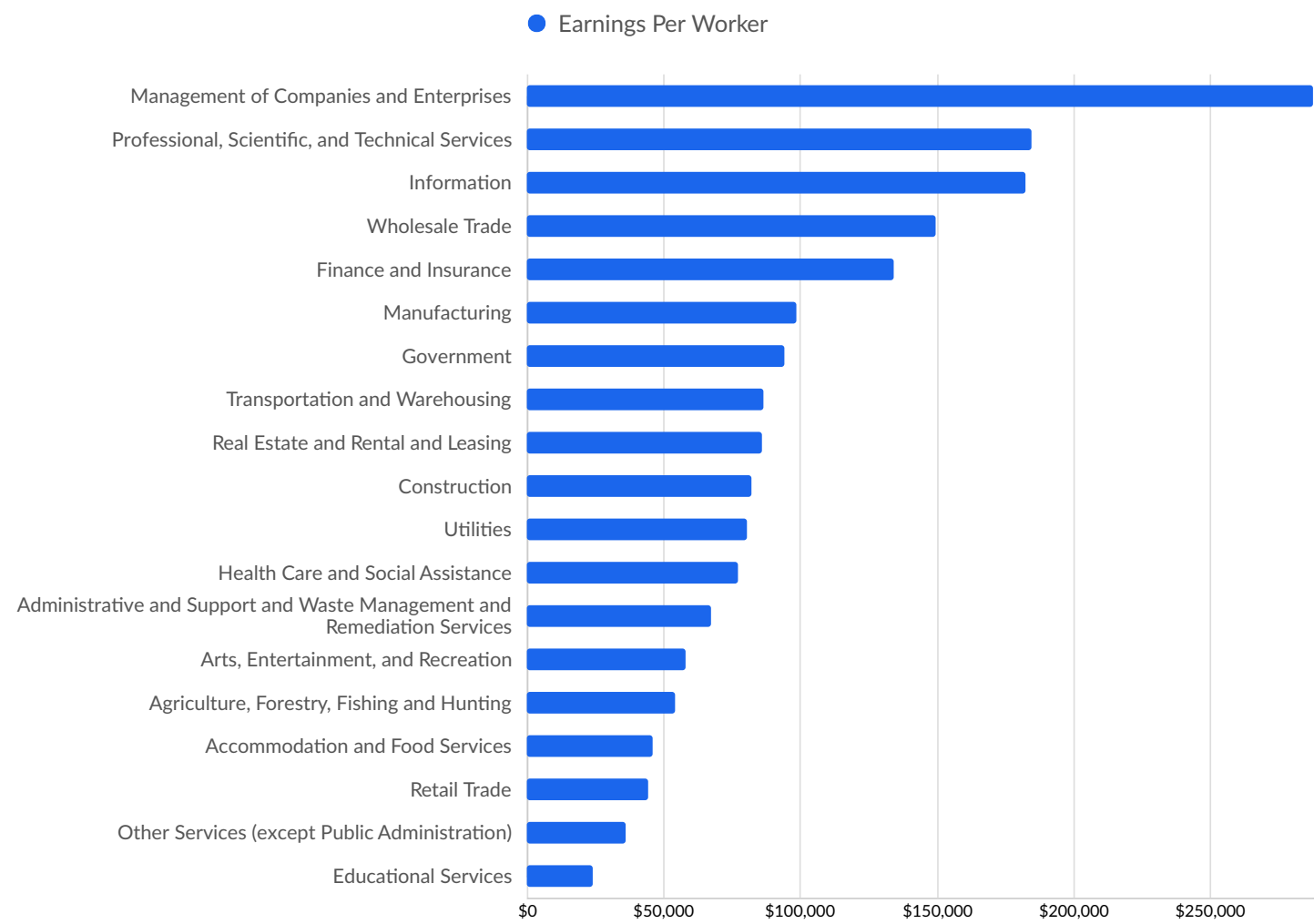
Top Industry Employment Concentration



Top Industry GRP



Top Industry Earnings



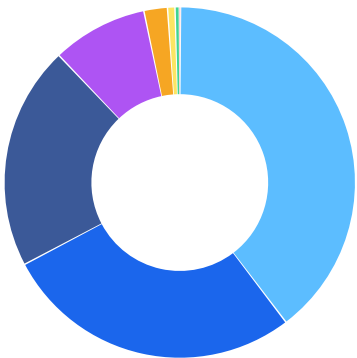
Business Characteristics

5,038 Companies Employ Your Workers

Online profiles for your workers mention 5,038 companies as employers, with the top 10 appearing below. In the last 12 months, 954 companies in Douglas County, NV posted job postings, with the top 10 appearing below.

Top Companies	Profiles	Top Companies Posting	Unique Postings
State of Nevada	200 <div></div>	Caesars Entertainment	378 <div></div>
Douglas County School District	165 <div></div>	State of Nevada	310 <div></div>
Caesars Entertainment	155 <div></div>	Carson Agency	220 <div></div>
Baker Hughes	86 <div></div>	Landry's	197 <div></div>
Starbucks	84 <div></div>	Aramark	180 <div></div>
GE Vernova	75 <div></div>	Ballys Hotel & Casino	166 <div></div>
Chase	67 <div></div>	ManpowerGroup	142 <div></div>
Washoe Tribe Of Nevada & Calif...	67 <div></div>	Golden Nugget	131 <div></div>
GE Aerospace	63 <div></div>	GE Aerospace	118 <div></div>
Coldwell Banker	60 <div></div>	Starbucks	89 <div></div>

Business Size

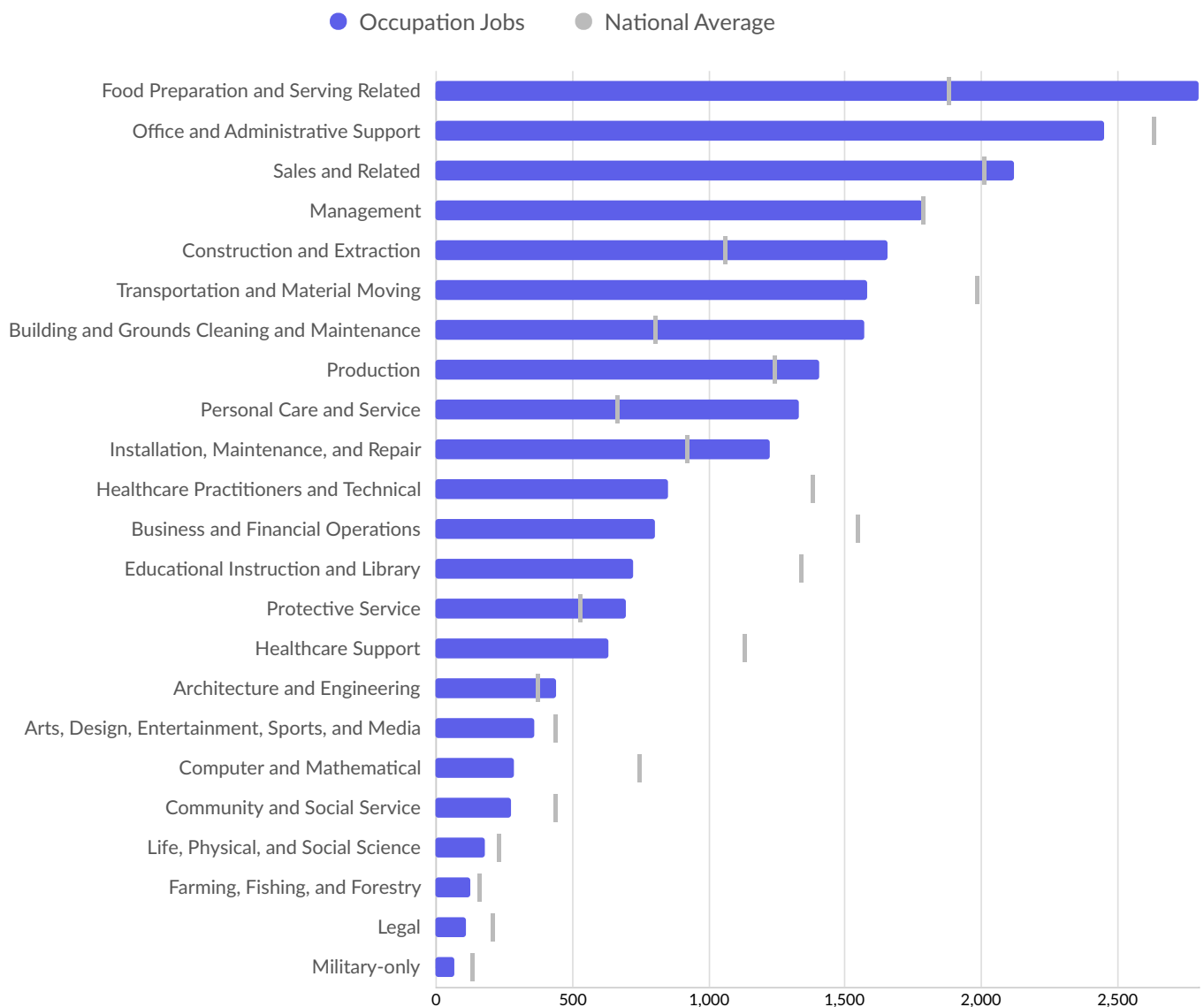


	Percentage	Business Count
1 to 4 employees	39.6%	1,096
5 to 9 employees	27.6%	765
10 to 19 employees	20.6%	571
20 to 49 employees	8.8%	244
50 to 99 employees	2.2%	60
100 to 249 employees	0.7%	19
250 to 499 employees	0.4%	11
500+ employees	0.1%	3

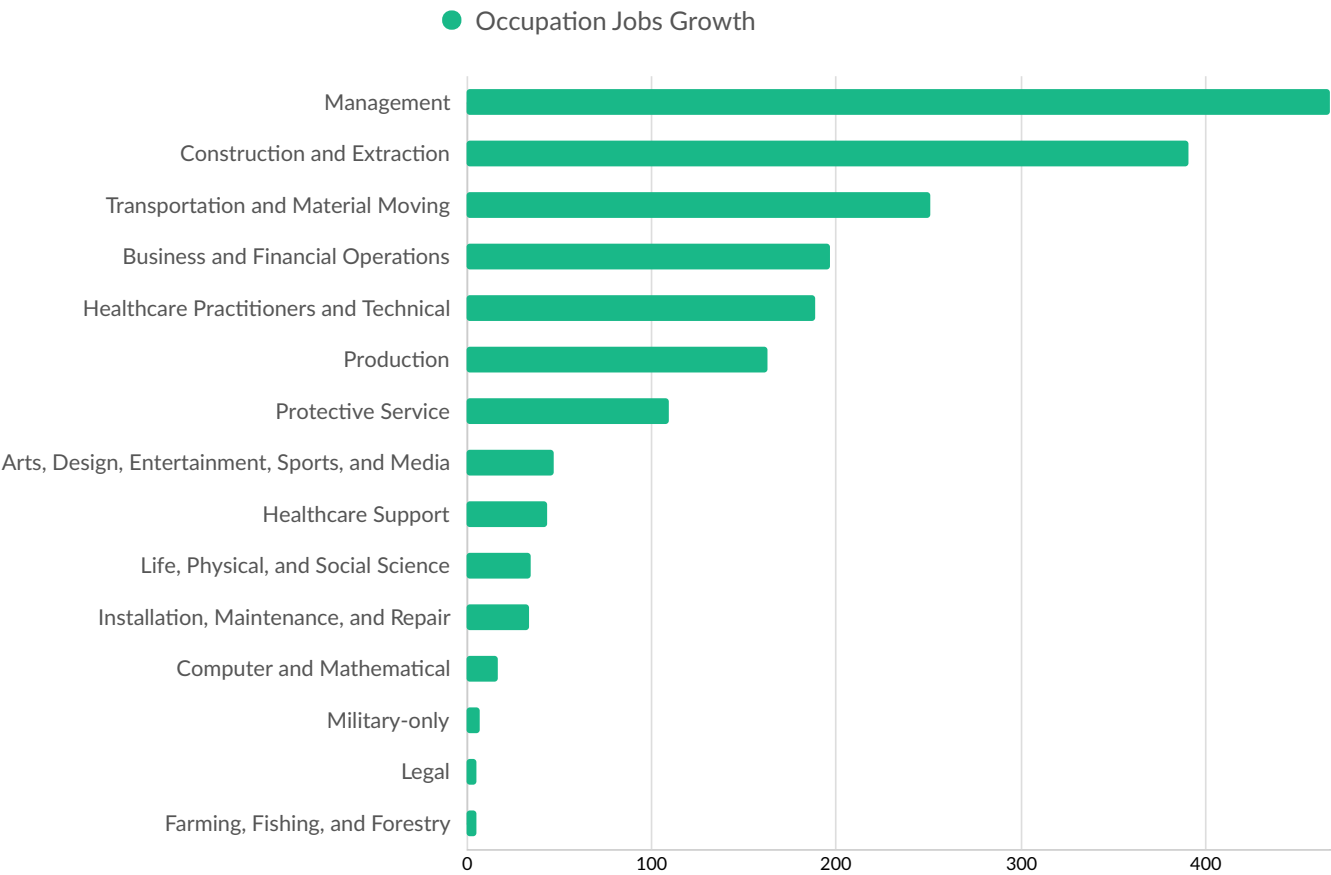
**Business Data by DatabaseUSA.com is third-party data provided by Lightcast to its customers as a convenience, and Lightcast does not endorse or warrant its accuracy or consistency with other published Lightcast data. In most cases, the Business Count will not match total companies with profiles on the summary tab.*

Workforce Characteristics

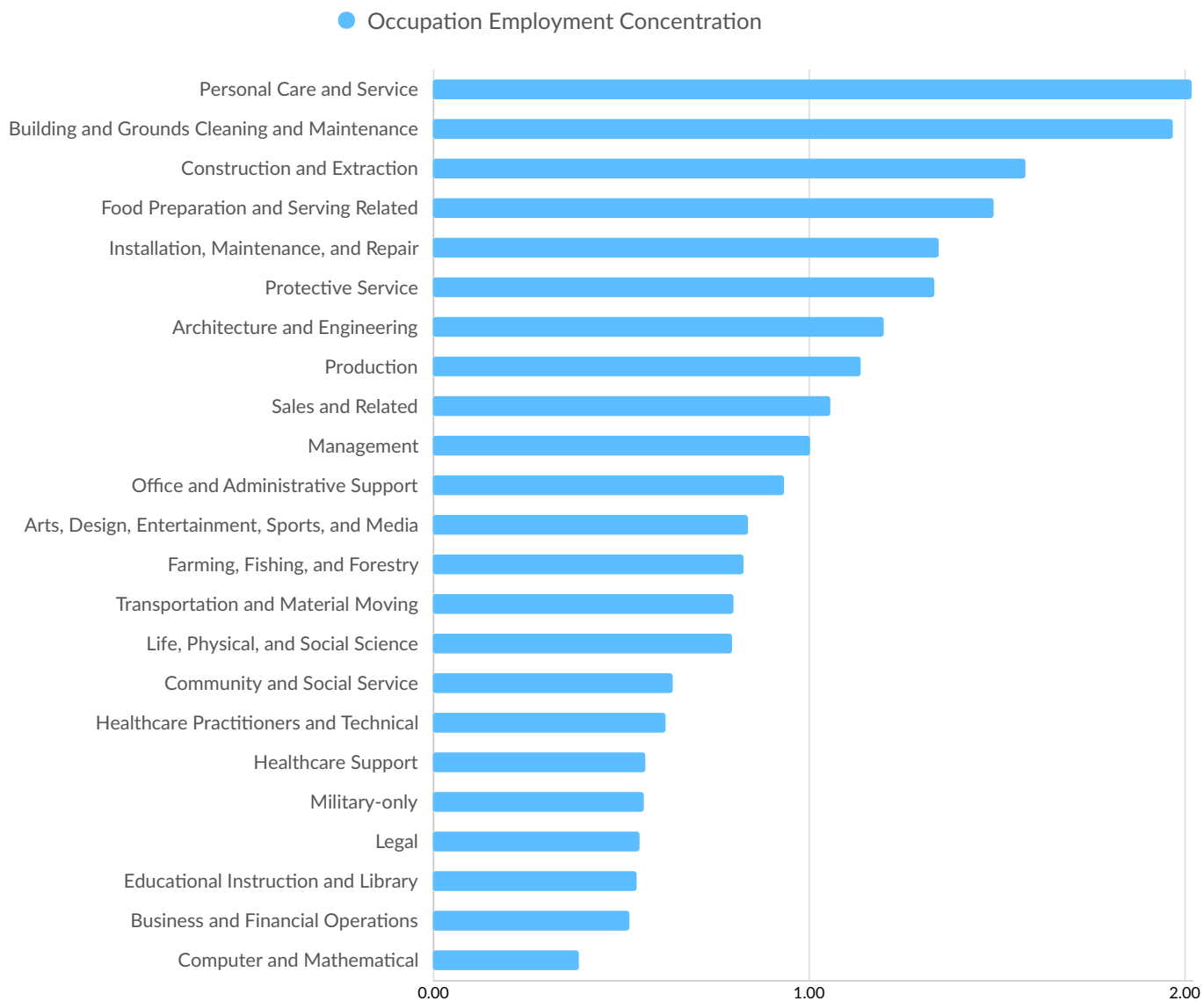
Largest Occupations



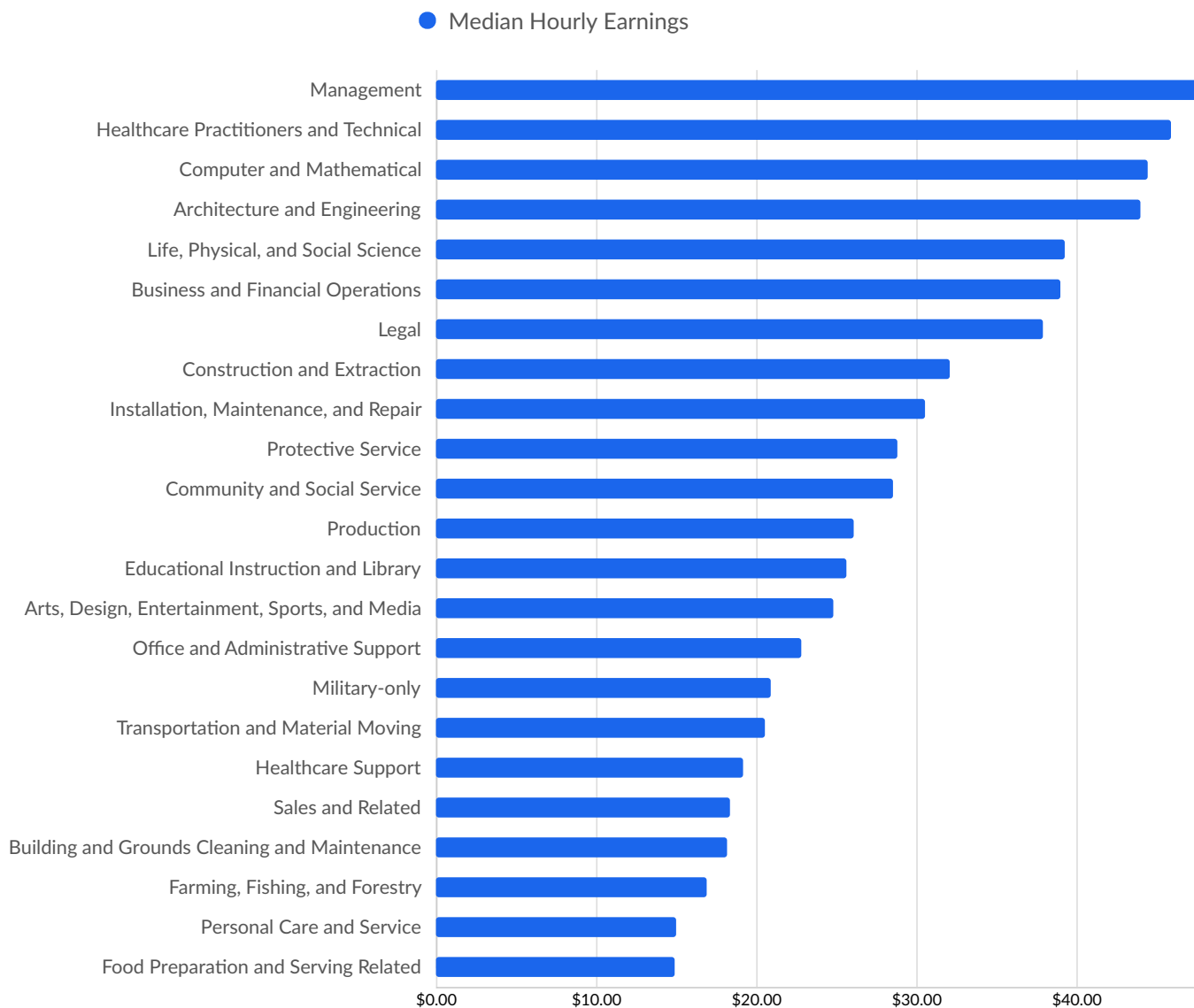
Top Growing Occupations



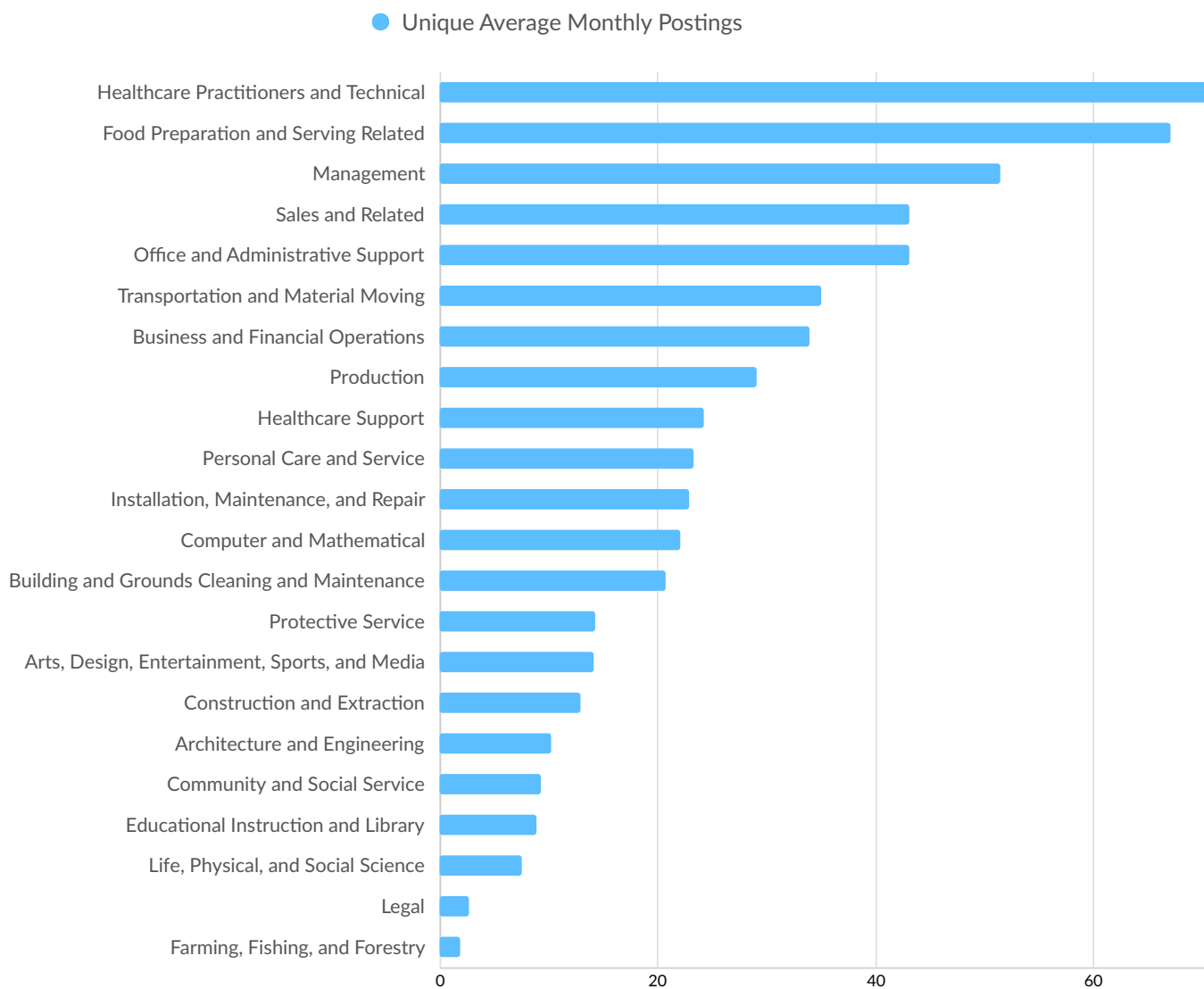
Top Occupation Employment Concentration



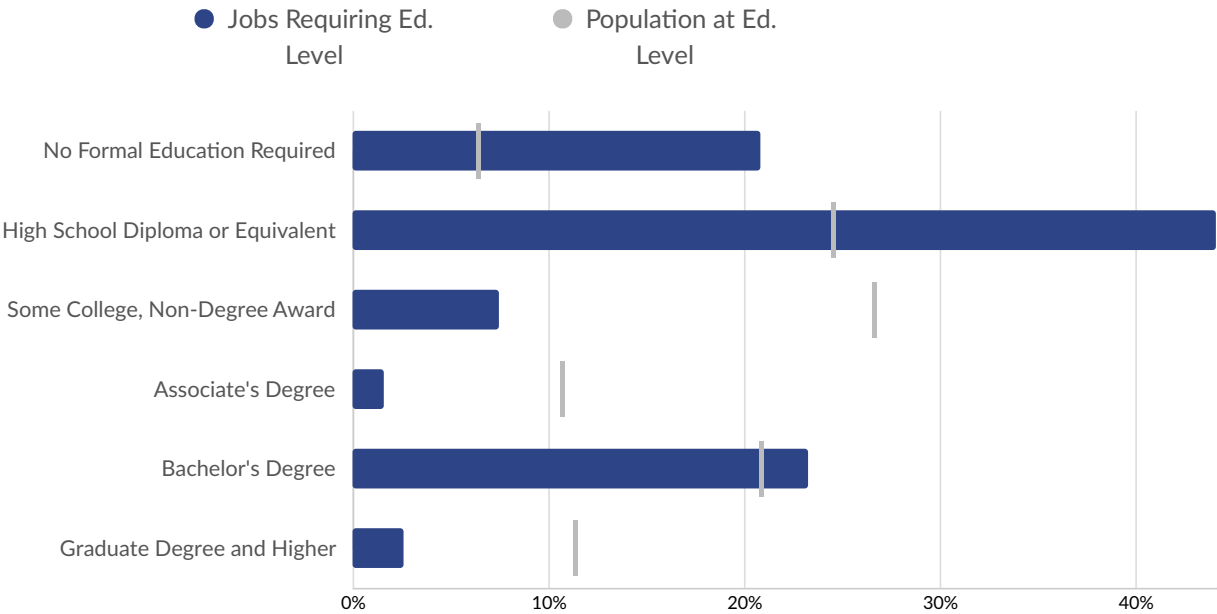
Top Occupation Earnings



Top Posted Occupations



Underemployment



Educational Pipeline

Over the last 5 years, no schools in Douglas County, NV produced graduates.

In-Demand Skills

