



Storey County, NV



GOED

NEVADA GOVERNOR'S OFFICE OF ECONOMIC DEVELOPMENT

808 W. Nye Lane
Carson City, Nevada 89703

Contents

Report Parameters	1
Economy Overview	2
Unemployment by Demographics	4
Historic & Projected Trends	8
Population Characteristics	12
Inbound and Outbound Migration	14
Industry Characteristics	16
Business Characteristics	21
Workforce Characteristics	23
Educational Pipeline	29
In-Demand Skills	30

Report Parameters

1 County

32029 Storey County, NV

Class of Worker

QCEW Employees, Non-QCEW Employees, and Self-Employed

The information in this report pertains to the chosen geographical area.

Economy Overview

4,245

Population (2024)

Population **grew by 52** over the last 5 years and is projected to **grow by 219** over the next 5 years.

19,579

Total Regional Employment

Jobs **grew by 1,498** over the last 5 years and are projected to **grow by 4,311** over the next 5 years.

\$86.9K

Median Household Income (2022)

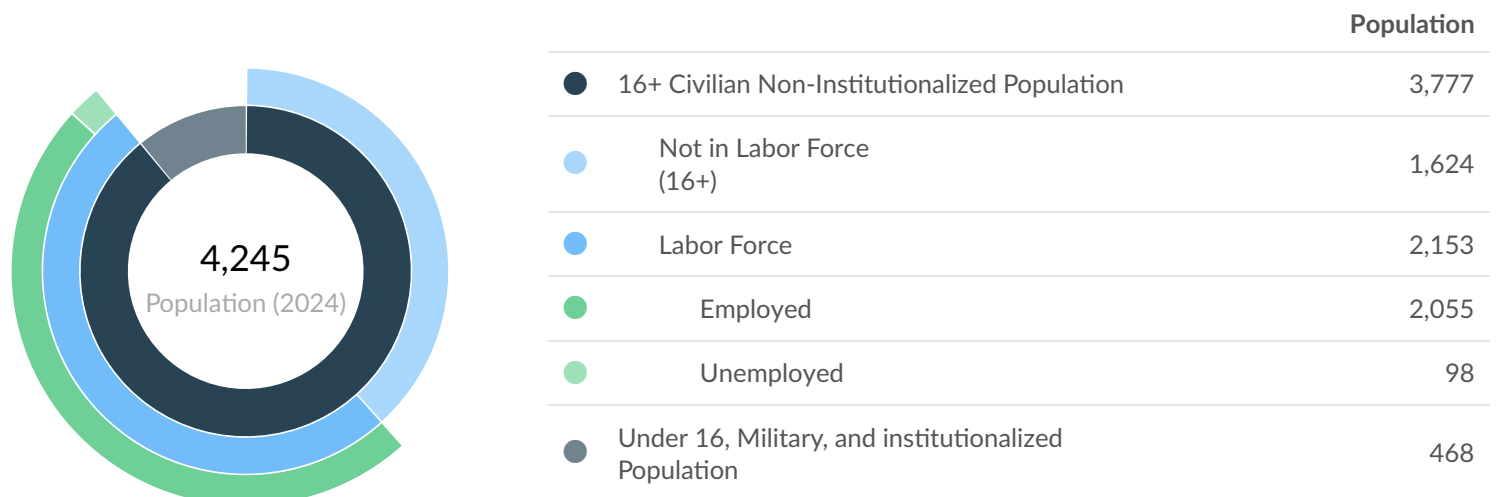
Median household income is **\$11.8K above** the national median household income of \$75.1K.

Takeaways

- As of 2024 the region's population **increased by 1.2%** since 2019, growing by 52. Population is expected to **increase by 5.2%** between 2024 and 2029, adding 219.
- From 2019 to 2024, jobs **increased by 8.3%** in Storey County, NV from 18,081 to **19,579**. This change **outpaced the national growth rate of 3.9% by 4.4%**. As the number of jobs increased, the **labor force participation rate increased from 54.5% to 57.0% between 2019 and 2024**.
- Concerning educational attainment, **16.0% of Storey County, NV residents possess a Bachelor's Degree** (5.4% below the national average), and **9.7% hold an Associate's Degree** (0.7% above the national average).
- The top three industries in 2024 are Other Electrical Equipment and Component Manufacturing, Warehousing and Storage, and Building Equipment Contractors.

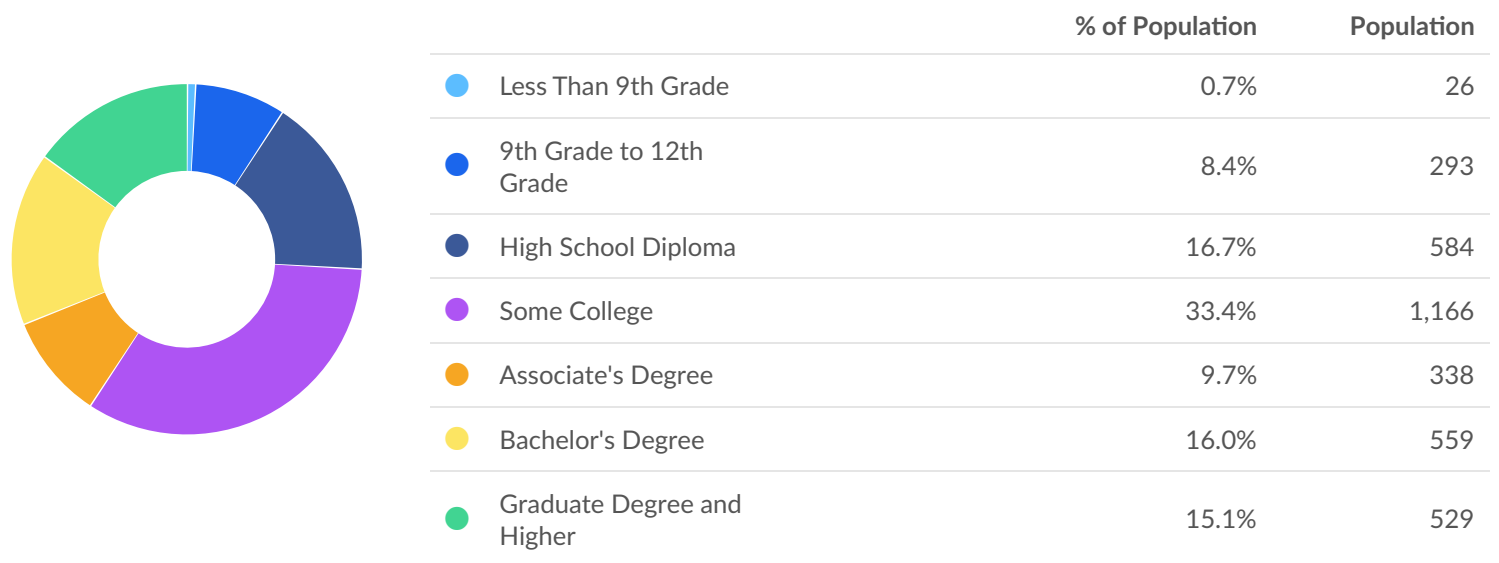
	Population (2024)	Labor Force (Dec 2024)	Jobs (2024)	Cost of Living	GRP	Imports	Exports
Region	4,245	2,153	19,579	119.4	\$3.41B	\$3.64B	\$7.69B
State	3,212,642	1,618,878	1,715,629	112.0	\$249.04B	\$205.17B	\$236.12B

Dec 2024 Labor Force Breakdown



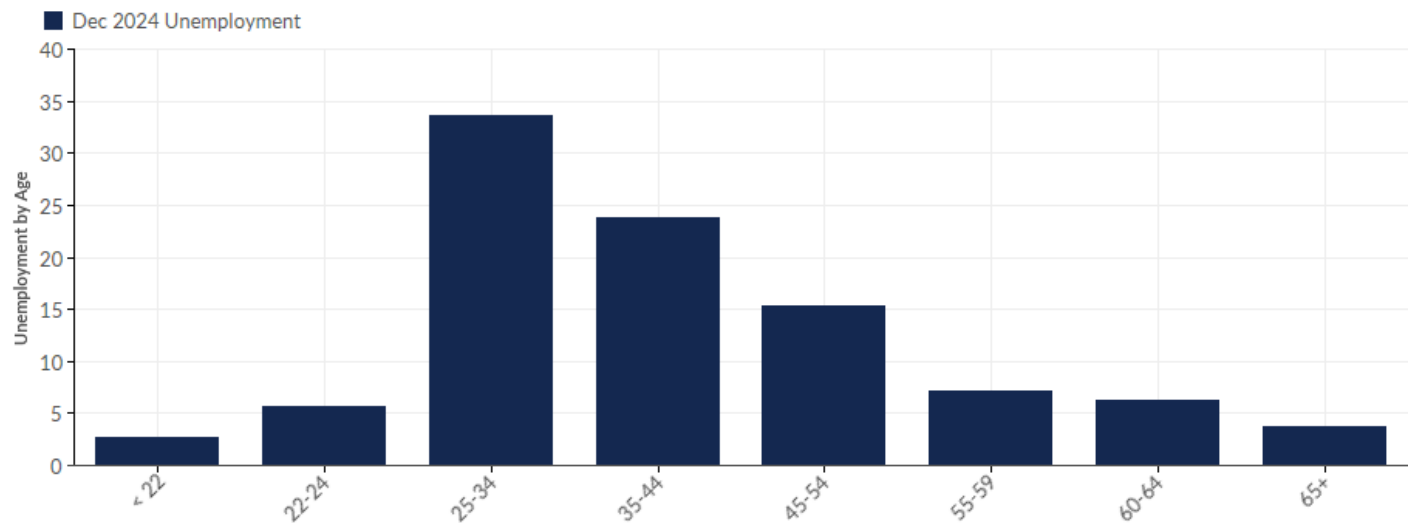
Educational Attainment

Concerning educational attainment, **16.0% of Storey County, NV residents possess a Bachelor's Degree** (5.4% below the national average), and **9.7% hold an Associate's Degree** (0.7% above the national average).



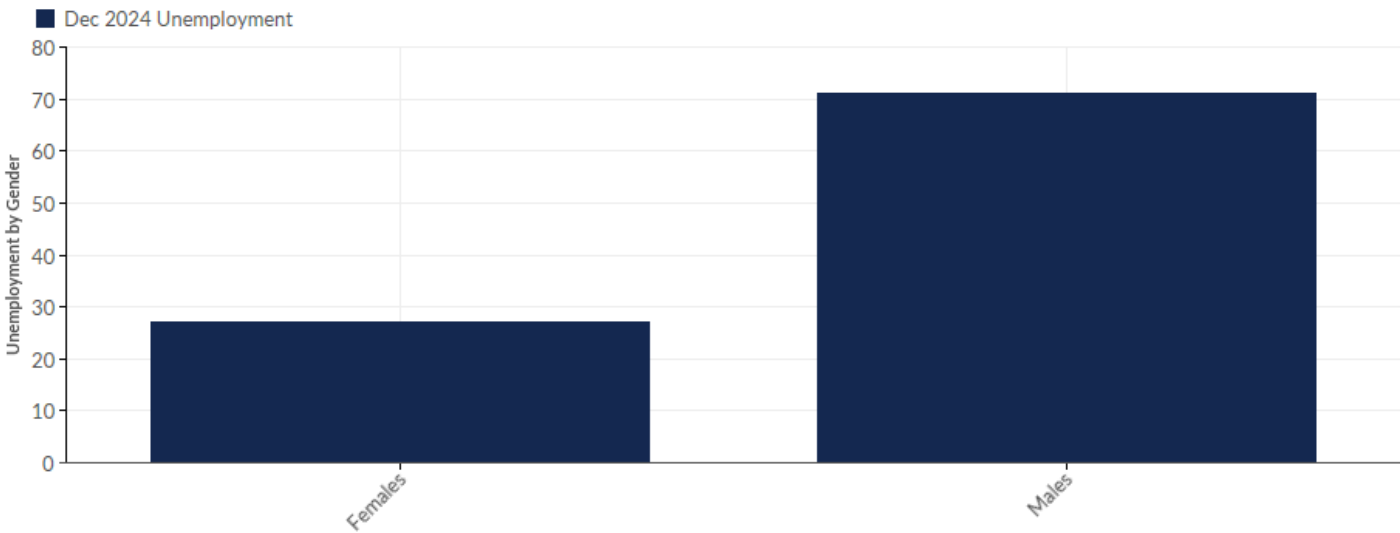
Unemployment by Demographics

Unemployment by Age



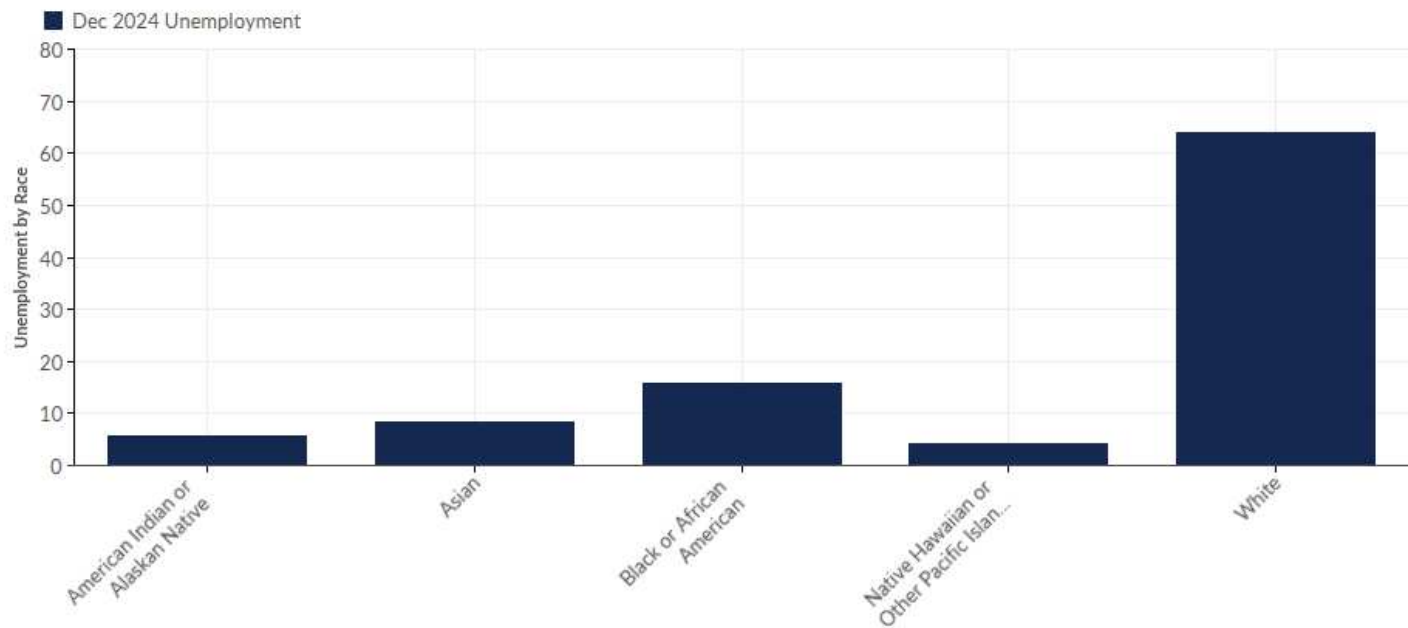
Age	Unemployment (Dec 2024)	% of Unemployed
< 22	3	3.06%
22-24	6	6.12%
25-34	34	34.69%
35-44	24	24.49%
45-54	15	15.31%
55-59	7	7.14%
60-64	6	6.12%
65+	4	4.08%
Total	98	101.00%

Unemployment by Gender



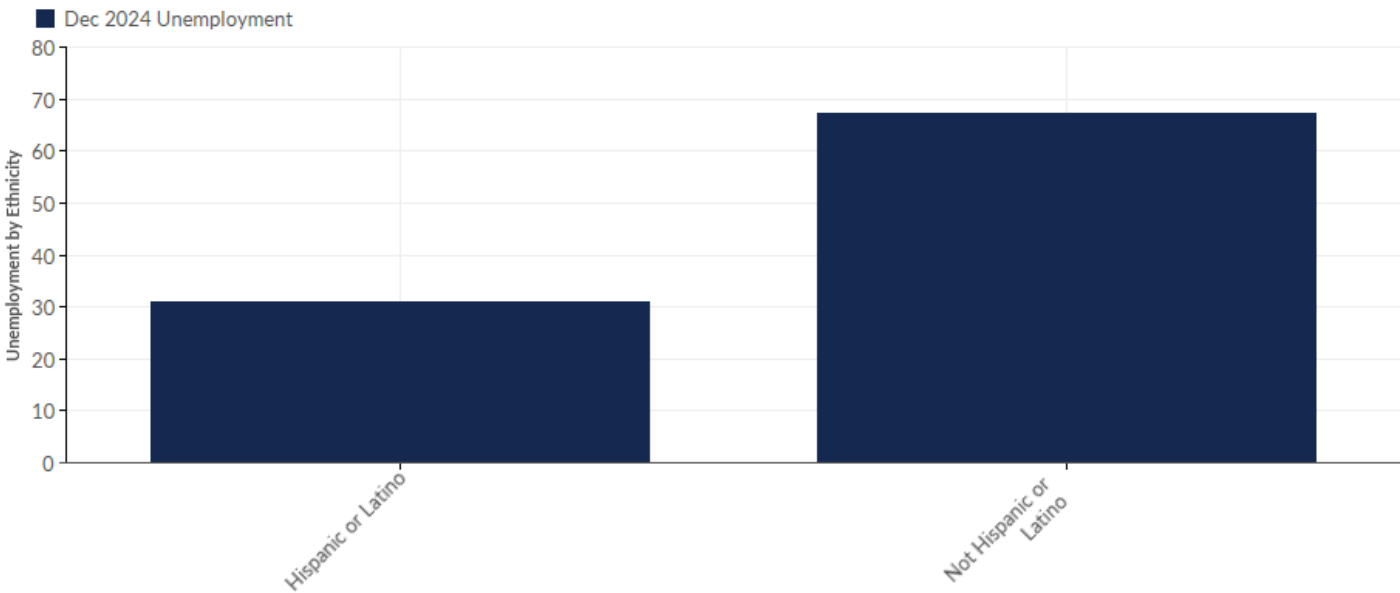
Gender	Unemployment (Dec 2024)	% of Unemployed
Females	27	27.55%
Males	71	72.45%
Total	98	100.00%

Unemployment by Race



Race	Unemployment (Dec 2024)	% of Unemployed
American Indian or Alaskan Native	6	6.12%
Asian	8	8.16%
Black or African American	16	16.33%
Native Hawaiian or Other Pacific Islander	4	4.08%
White	64	65.31%
Total	98	100.00%

Unemployment by Ethnicity

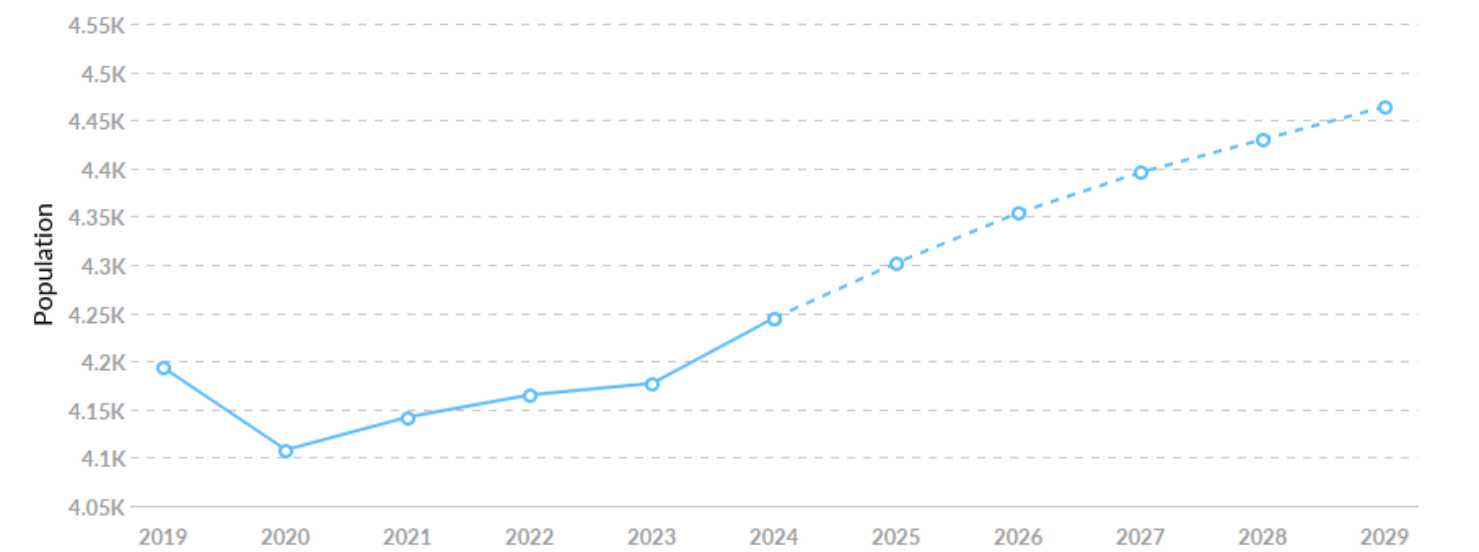


Ethnicity	Unemployment (Dec 2024)	% of Unemployed
Hispanic or Latino	31	31.63%
Not Hispanic or Latino	67	68.37%
Total	98	100.00%

Historic & Projected Trends

Population Trends

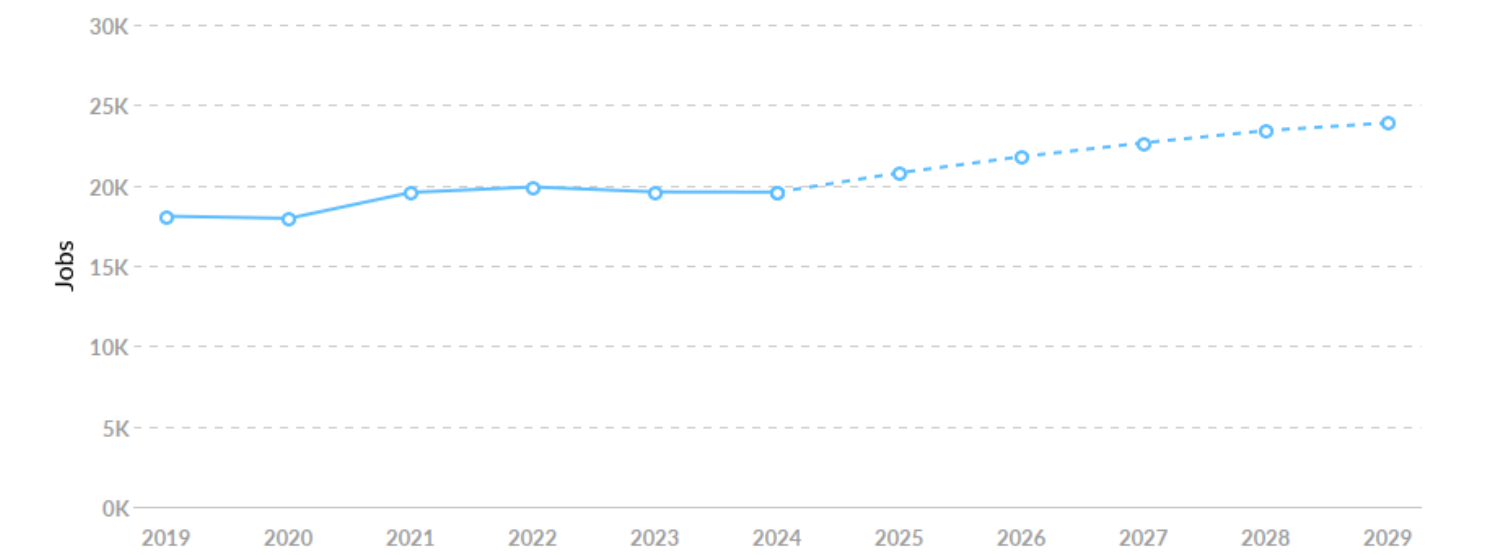
As of 2024 the region's population **increased by 1.2%** since 2019, growing by 52. Population is expected to **increase by 5.2%** between 2024 and 2029, adding 219.



Timeframe	Population
2019	4,193
2020	4,108
2021	4,142
2022	4,165
2023	4,177
2024	4,245
2025	4,302
2026	4,354
2027	4,396
2028	4,430
2029	4,464

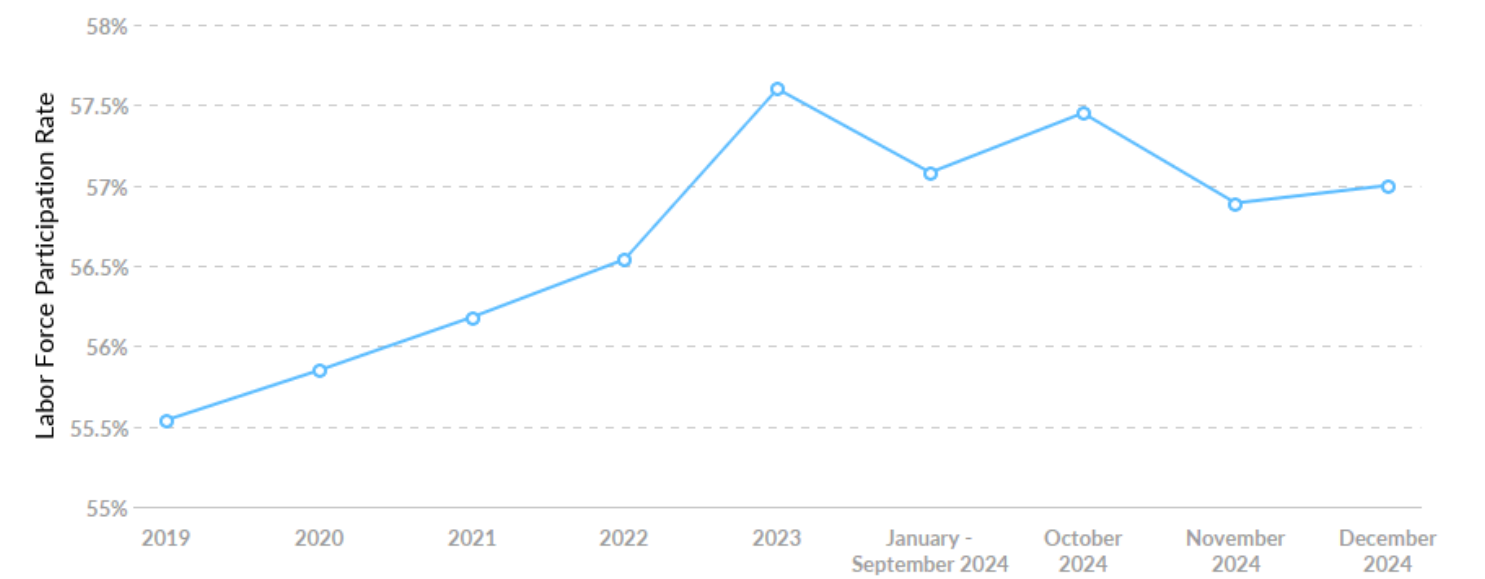
Job Trends

From 2019 to 2024, jobs increased by 8.3% in Storey County, NV from 18,081 to 19,579. This change outpaced the national growth rate of 3.9% by 4.4%.



Timeframe	Jobs
2019	18,081
2020	17,945
2021	19,560
2022	19,901
2023	19,591
2024	19,579
2025	20,784
2026	21,789
2027	22,650
2028	23,408
2029	23,890

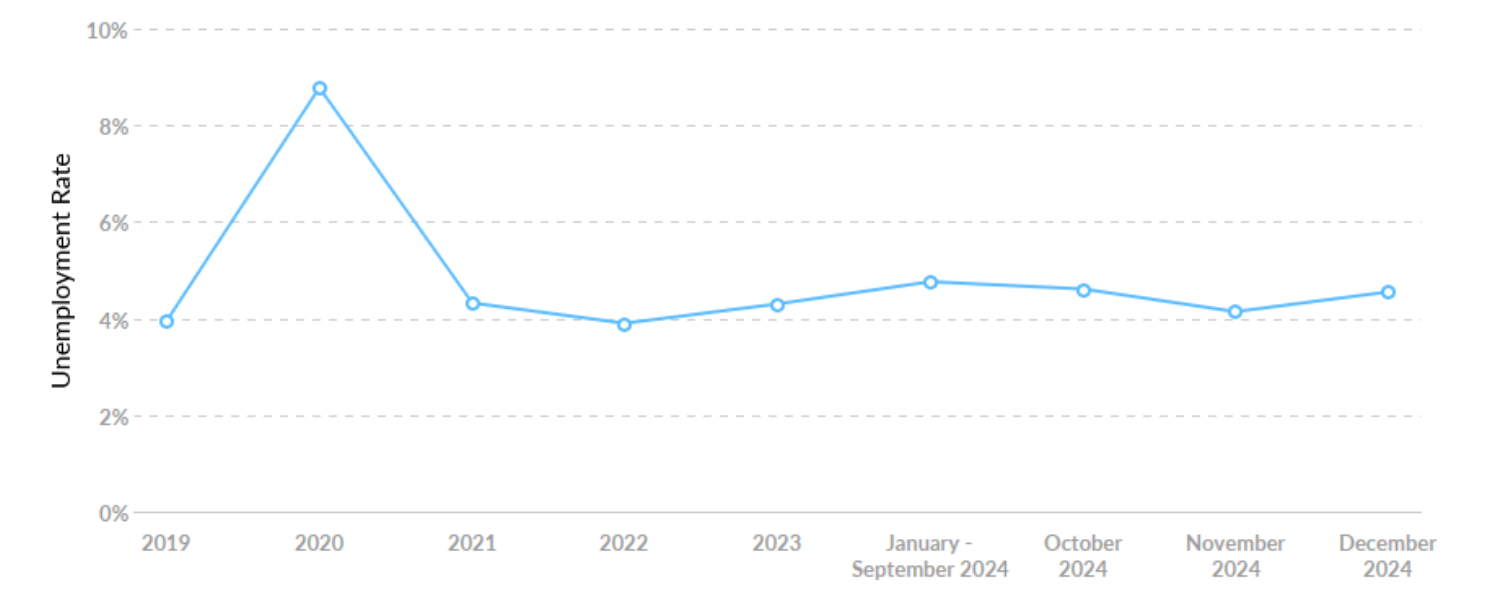
Labor Force Participation Rate Trends



Timeframe	Labor Force Participation Rate
2019	55.54%
2020	55.85%
2021	56.18%
2022	56.54%
2023	57.60%
January - September 2024	57.08%
October 2024	57.45%
November 2024	56.89%
December 2024	57.00%

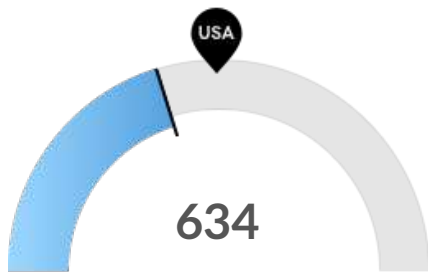
Unemployment Rate Trends

Storey County, NV had a December 2024 unemployment rate of 4.55%, **increasing from 3.94%** 5 years before.



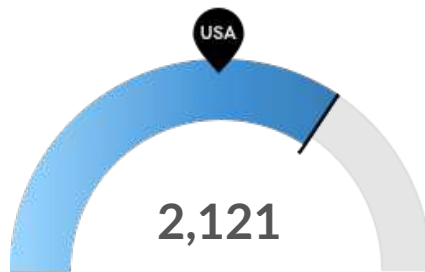
Timeframe	Unemployment Rate
2019	3.94%
2020	8.77%
2021	4.32%
2022	3.90%
2023	4.30%
January - September 2024	4.76%
October 2024	4.61%
November 2024	4.14%
December 2024	4.55%

Population Characteristics



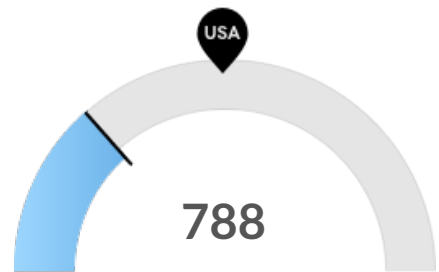
Millennials

Storey County, NV has 634 millennials (ages 25-39). The national average for an area this size is 849.



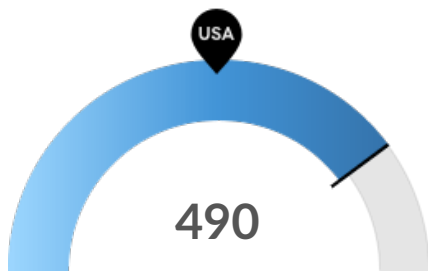
Retiring Soon

Retirement risk is high in Storey County, NV. The national average for an area this size is 1,261 people 55 or older, while there are 2,121 here.



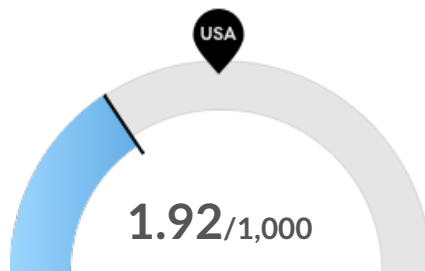
Racial Diversity

Racial diversity is low in Storey County, NV. The national average for an area this size is 1,740 racially diverse people, while there are 788 here.



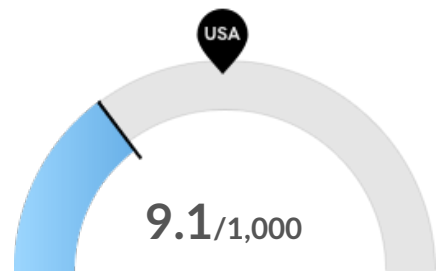
Veterans

Storey County, NV has 490 veterans. The national average for an area this size is 213.



Violent Crime

Storey County, NV has 1.92 violent crimes per 1,000 people. The national rate is 3.54 per 1,000 people.



Property Crime

Storey County, NV has 9.1 property crimes per 1,000 people. The national rate is 18.02 per 1,000 people.

Place of Work vs Place of Residence

Understanding where talent in Storey County, NV currently works compared to where talent lives can help you optimize site decisions. For example, the #1 ranked ZIP for employment ranks #2 for resident workers. The top ZIP for resident workers is 89440.



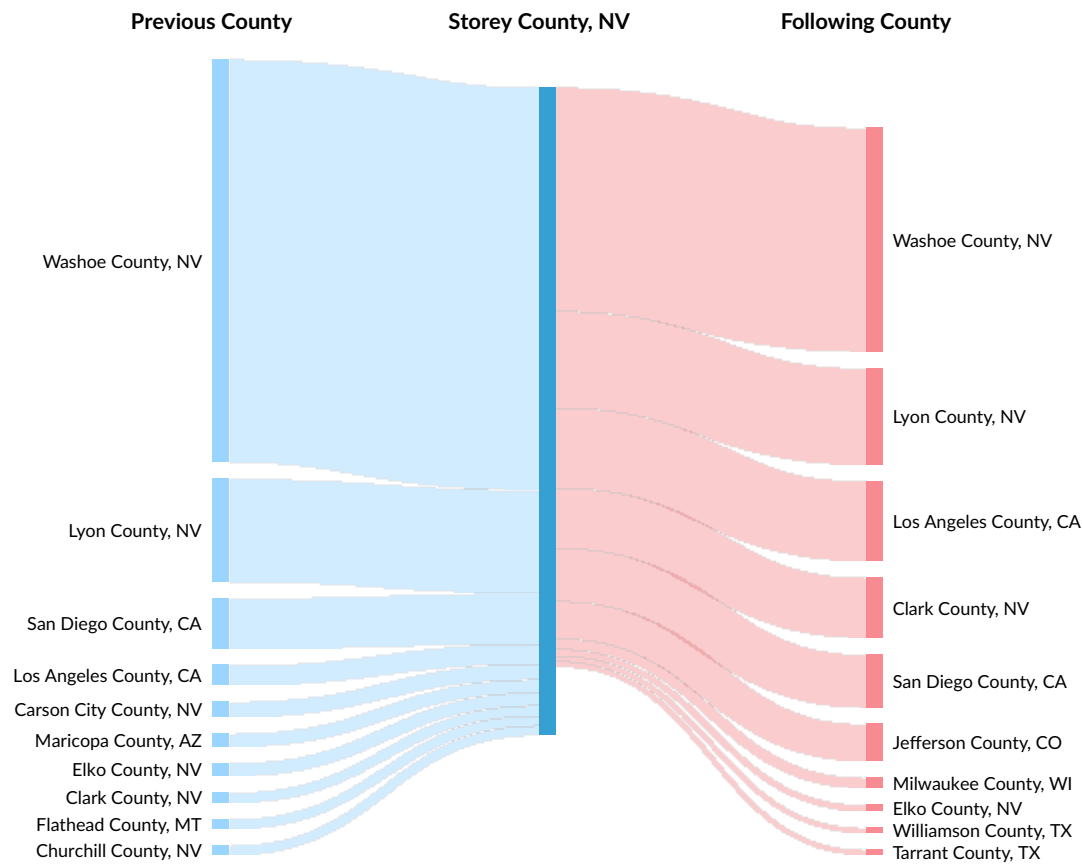
Where Talent Works		
ZIP	Name	2024 Employment
89437	Sparks, NV (in Storey co...	17,864
89440	Virginia City, NV (in Sto...	1,715

Where Talent Lives		
ZIP	Name	2024 Workers
89440	Virginia City, NV (in Sto...	418
89437	Sparks, NV (in Storey co...	118

Inbound and Outbound Migration

The table below analyzes past and current residents of Storey County, NV. The left column shows residents of other counties migrating to Storey County, NV. The right column shows residents migrating from Storey County, NV to other counties.

As of 2022, 173 people have migrated from Washoe County, NV to Storey County, NV. In the same year, 96 people left Storey County, NV migrating to Washoe County, NV. The total Net Migration for Storey County, NV in 2022 was 71.

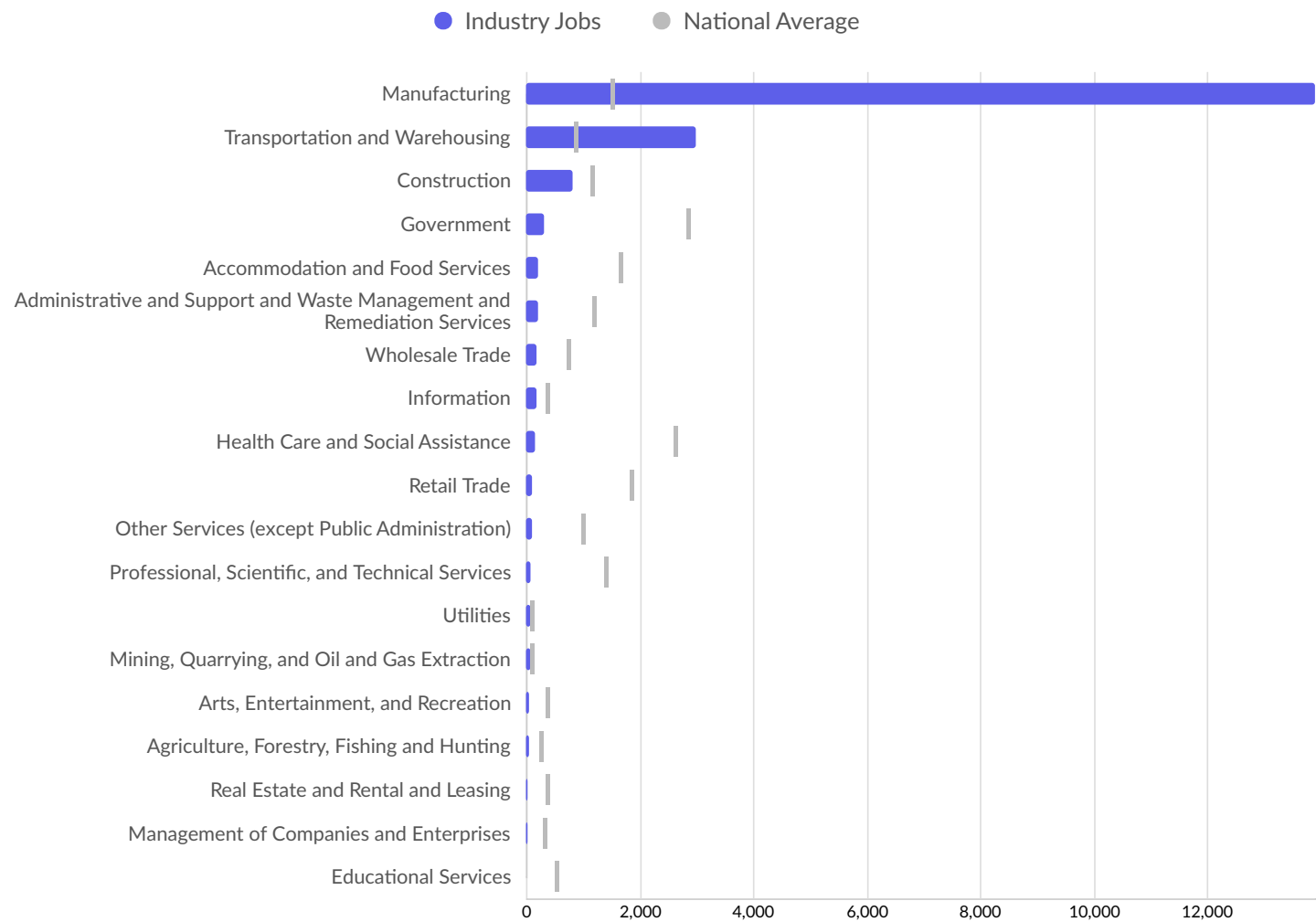


Top Previous Counties	Migrations
Washoe County, NV	173
Lyon County, NV	44
San Diego County, CA	22
Los Angeles County, CA	9
Carson City County, NV	7
Maricopa County, AZ	6

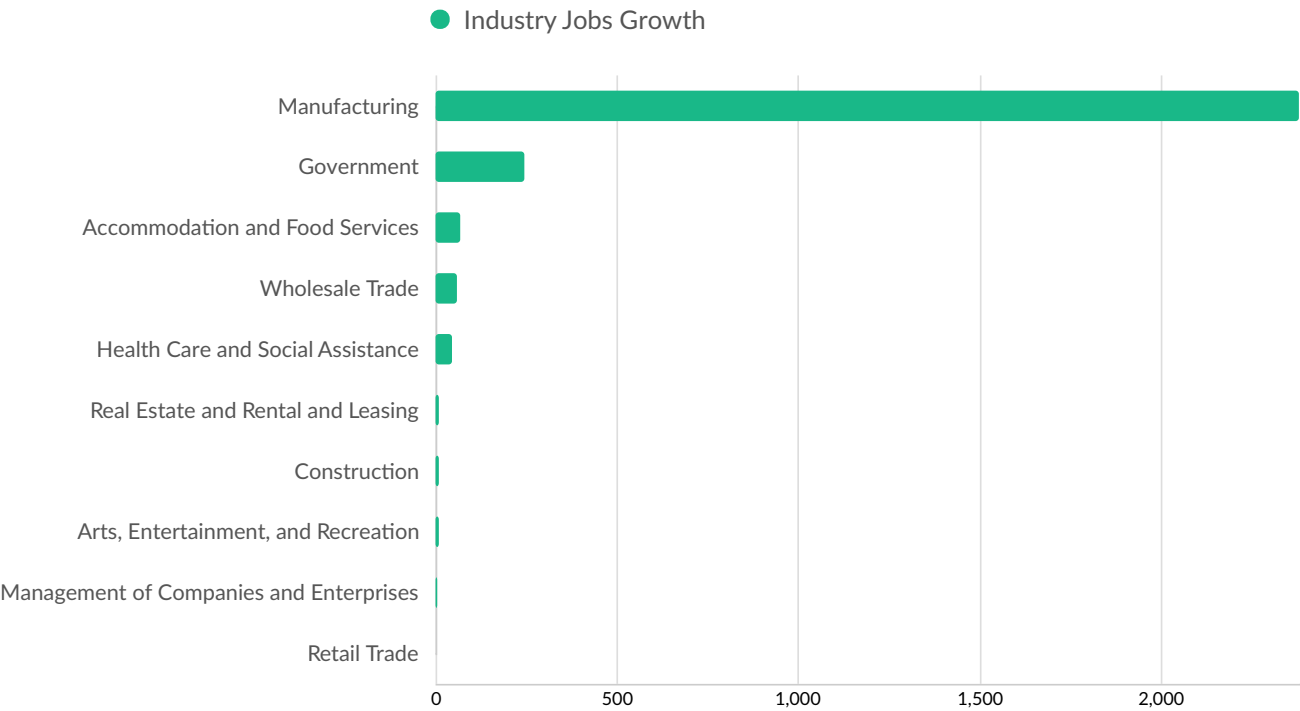
Top Previous Counties	Migrations
Elko County, NV	6
Clark County, NV	4
Flathead County, MT	4
Churchill County, NV	4
Mineral County, NV	3
Lander County, NV	3
Douglas County, NV	3
Harris County, TX	3
Nye County, NV	2
Top Following Counties	Migrations
Washoe County, NV	96
Lyon County, NV	42
Los Angeles County, CA	34
Clark County, NV	26
San Diego County, CA	23
Jefferson County, CO	16
Milwaukee County, WI	5
Elko County, NV	3
Williamson County, TX	2
Tarrant County, TX	2
Walton County, GA	2
Churchill County, NV	2
El Paso County, CO	2
Montgomery County, TX	2
Travis County, TX	2

Industry Characteristics

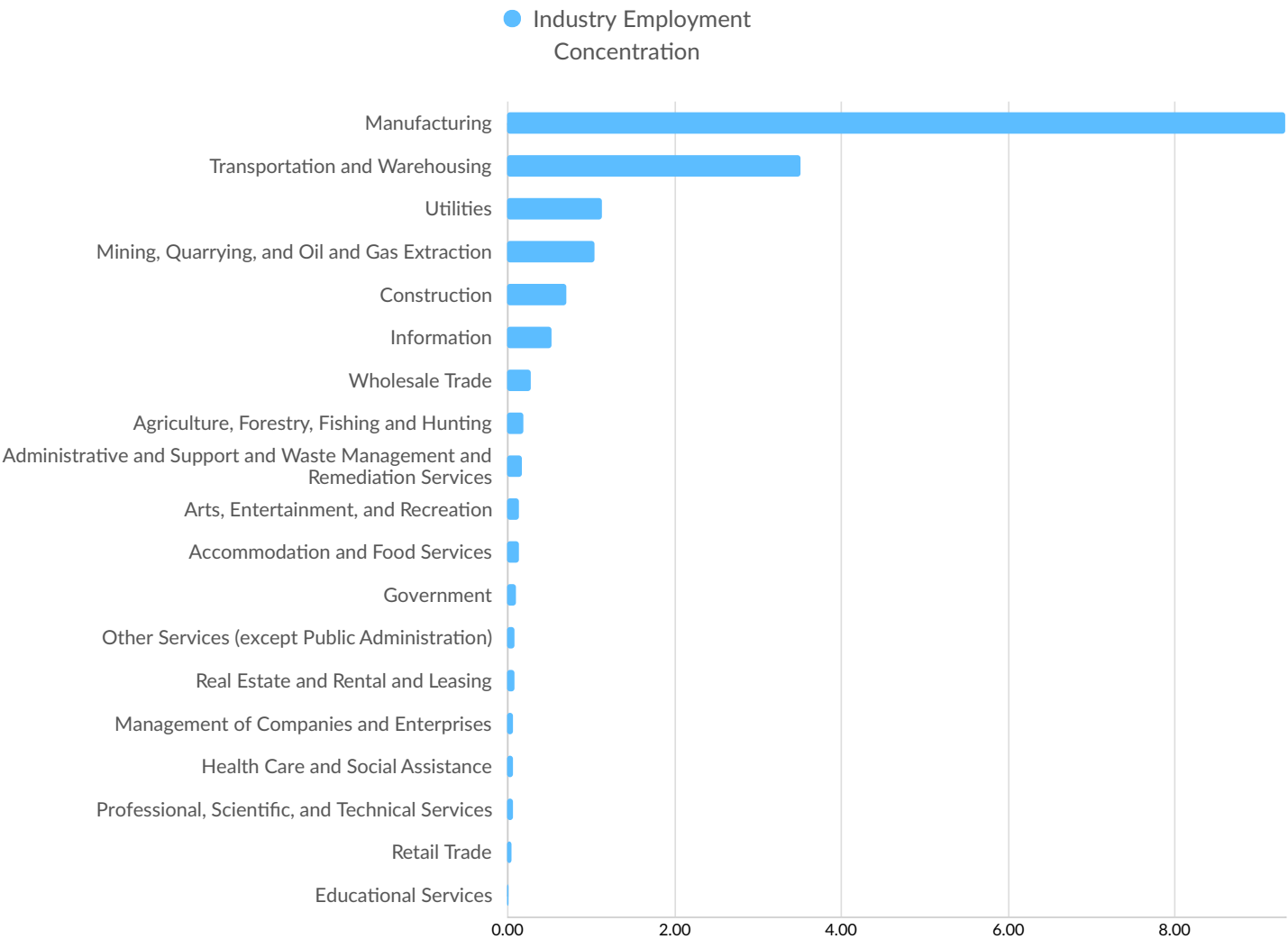
Largest Industries



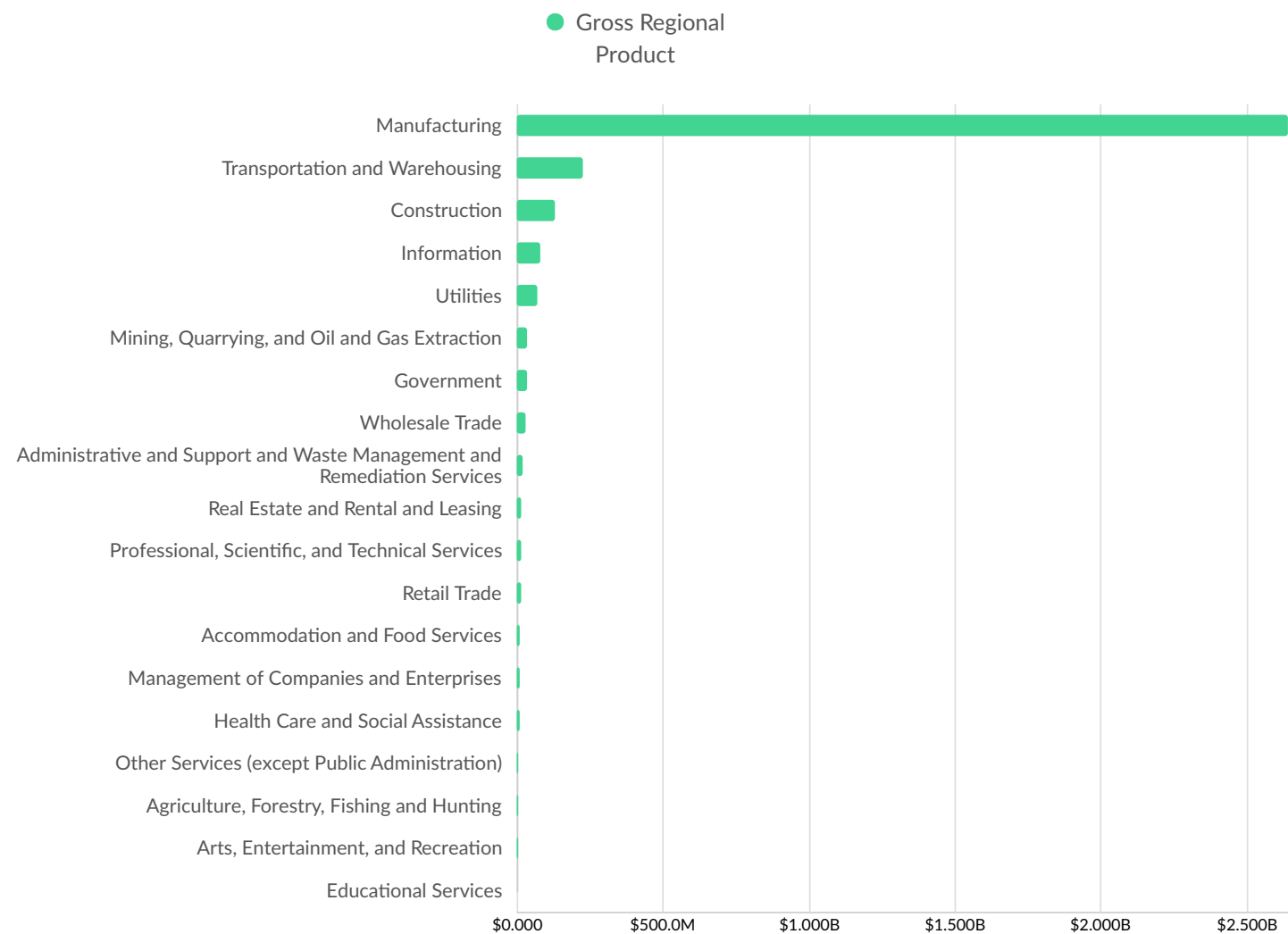
Top Growing Industries



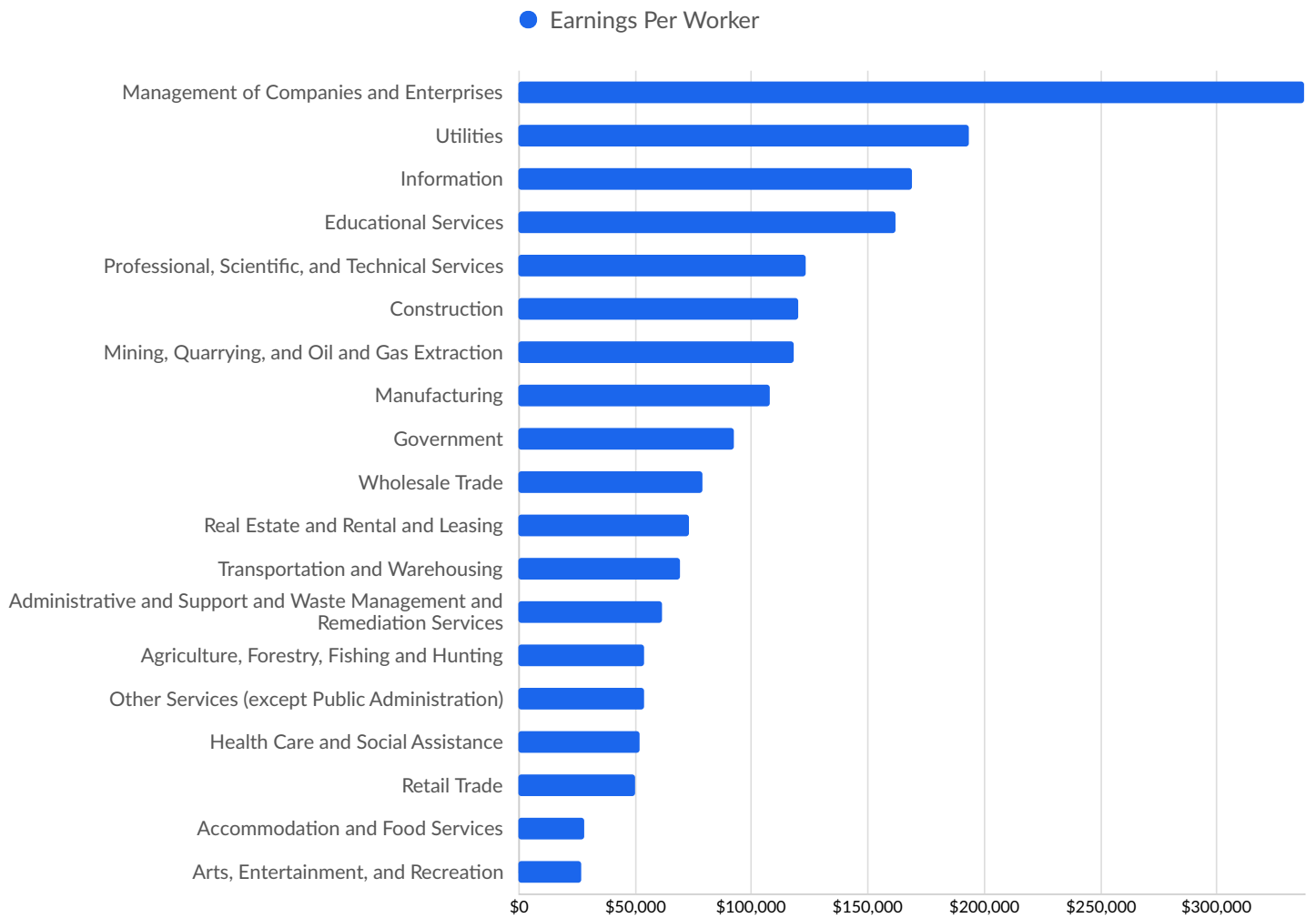
Top Industry Employment Concentration



Top Industry GRP



Top Industry Earnings



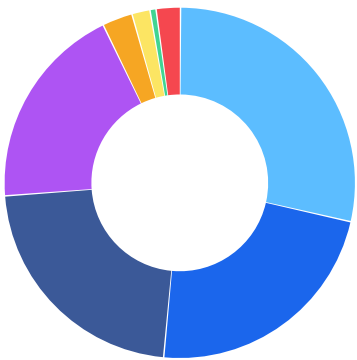
Business Characteristics

237 Companies Employ Your Workers

Online profiles for your workers mention 237 companies as employers, with the top 10 appearing below. In the last 12 months, 295 companies in Storey County, NV posted job postings, with the top 10 appearing below.

Top Companies	Profiles	Top Companies Posting	Unique Postings
Storey County Sheriffs Office / ...	10 <div></div>	Tesla	27 <div></div>
Sysco	10 <div></div>	County Of Storey	26 <div></div>
Comstock	9 <div></div>	Storey County Sheriffs Office / ...	17 <div></div>
Storey County School District	5 <div></div>	ProCare Therapy	16 <div></div>
Tesla	5 <div></div>	Old Dominion Freight Line	15 <div></div>
Community Chest	4 <div></div>	Northern Nevada Medical Center	11 <div></div>
County Of Storey	4 <div></div>	Panasonic	10 <div></div>
Storey County Public Works	4 <div></div>	Nugget Casino Resort	9 <div></div>
Barstow Community College	3 <div></div>	Sierra Nevada Corporation	9 <div></div>
Virginia City Convention And To...	3 <div></div>	U-Haul	9 <div></div>

Business Size

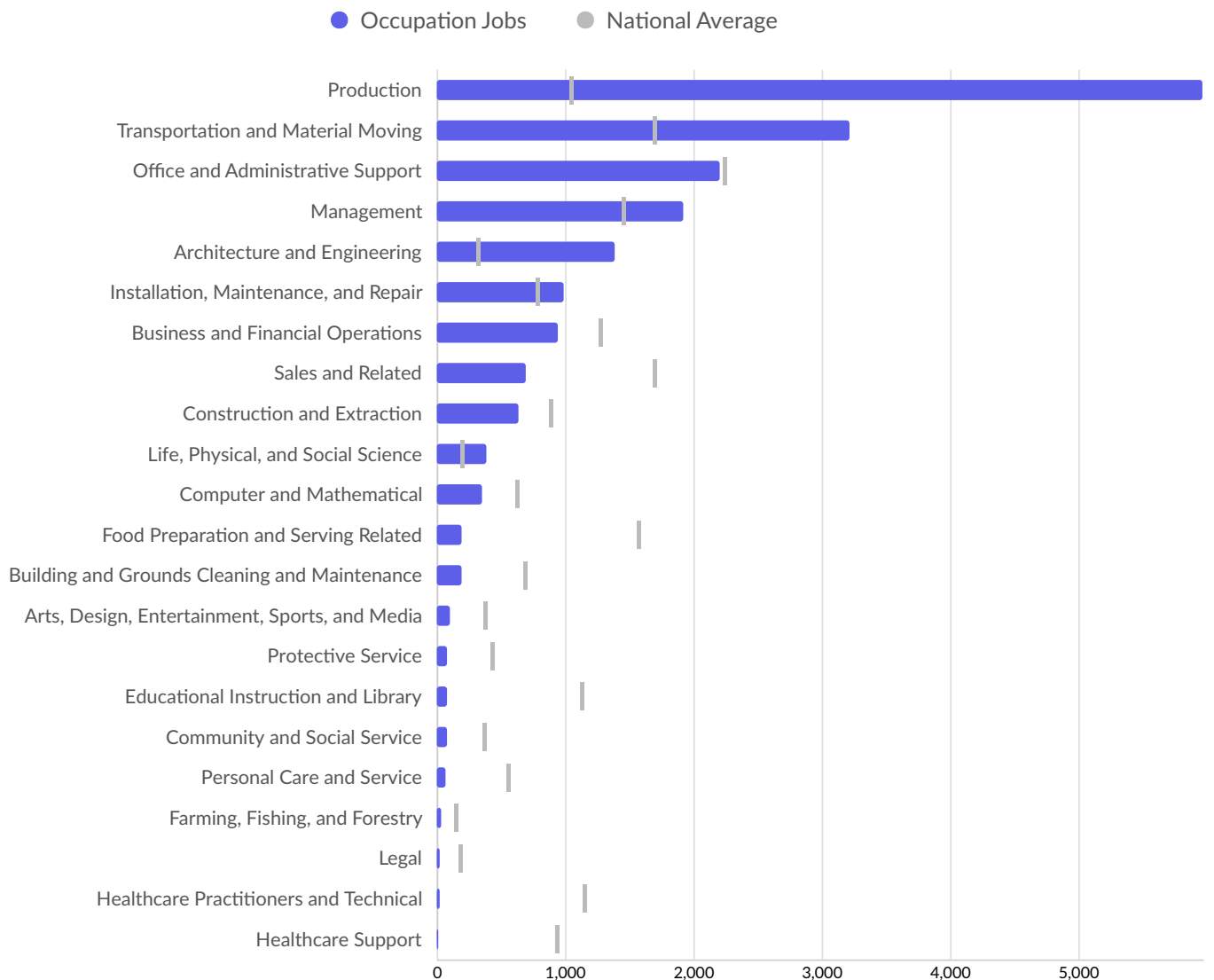


	Percentage	Business Count
1 to 4 employees	28.5%	51
5 to 9 employees	22.9%	41
10 to 19 employees	22.3%	40
20 to 49 employees	19.0%	34
50 to 99 employees	2.8%	5
100 to 249 employees	1.7%	3
250 to 499 employees	0.6%	1
500+ employees	2.2%	4

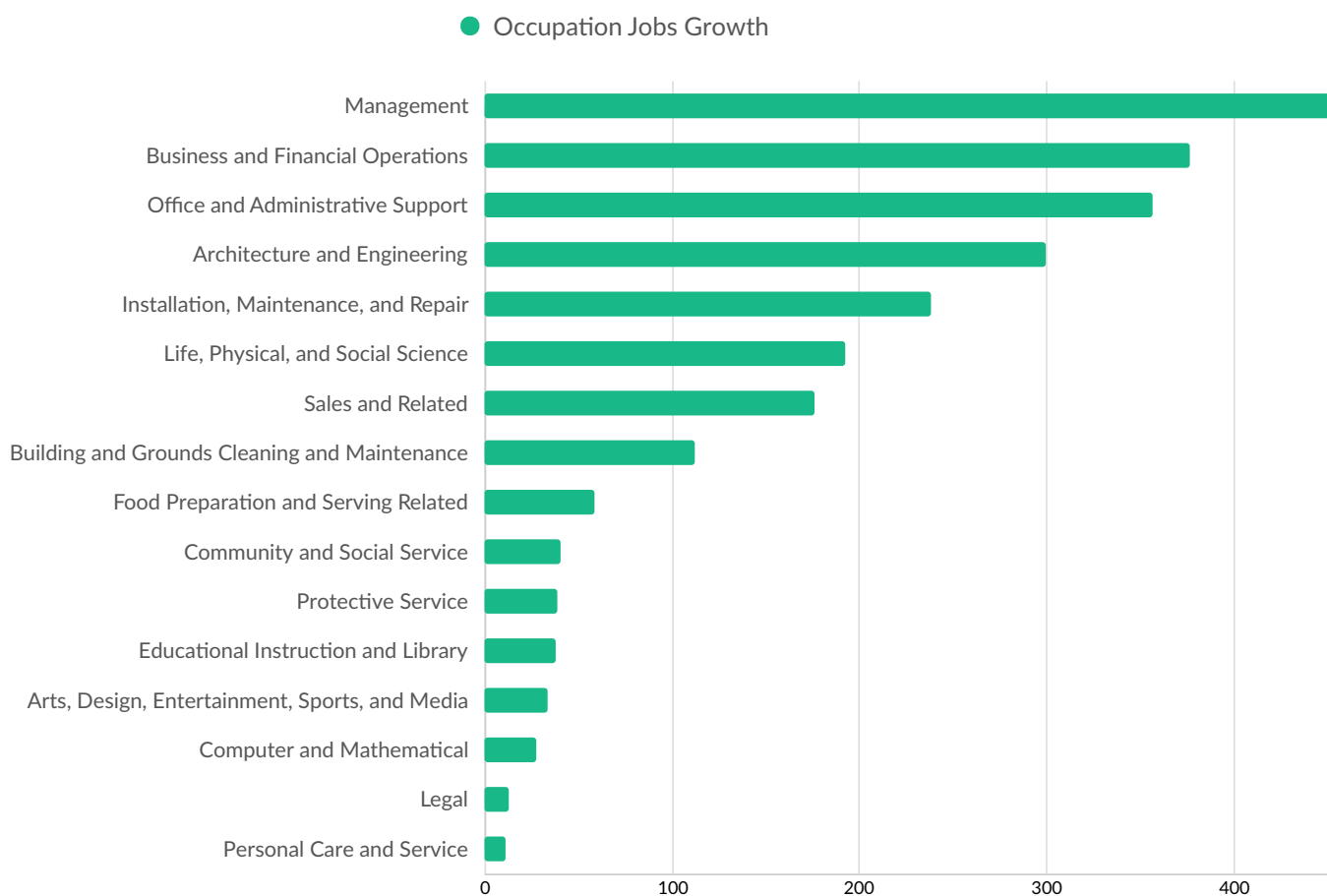
**Business Data by DatabaseUSA.com is third-party data provided by Lightcast to its customers as a convenience, and Lightcast does not endorse or warrant its accuracy or consistency with other published Lightcast data. In most cases, the Business Count will not match total companies with profiles on the summary tab.*

Workforce Characteristics

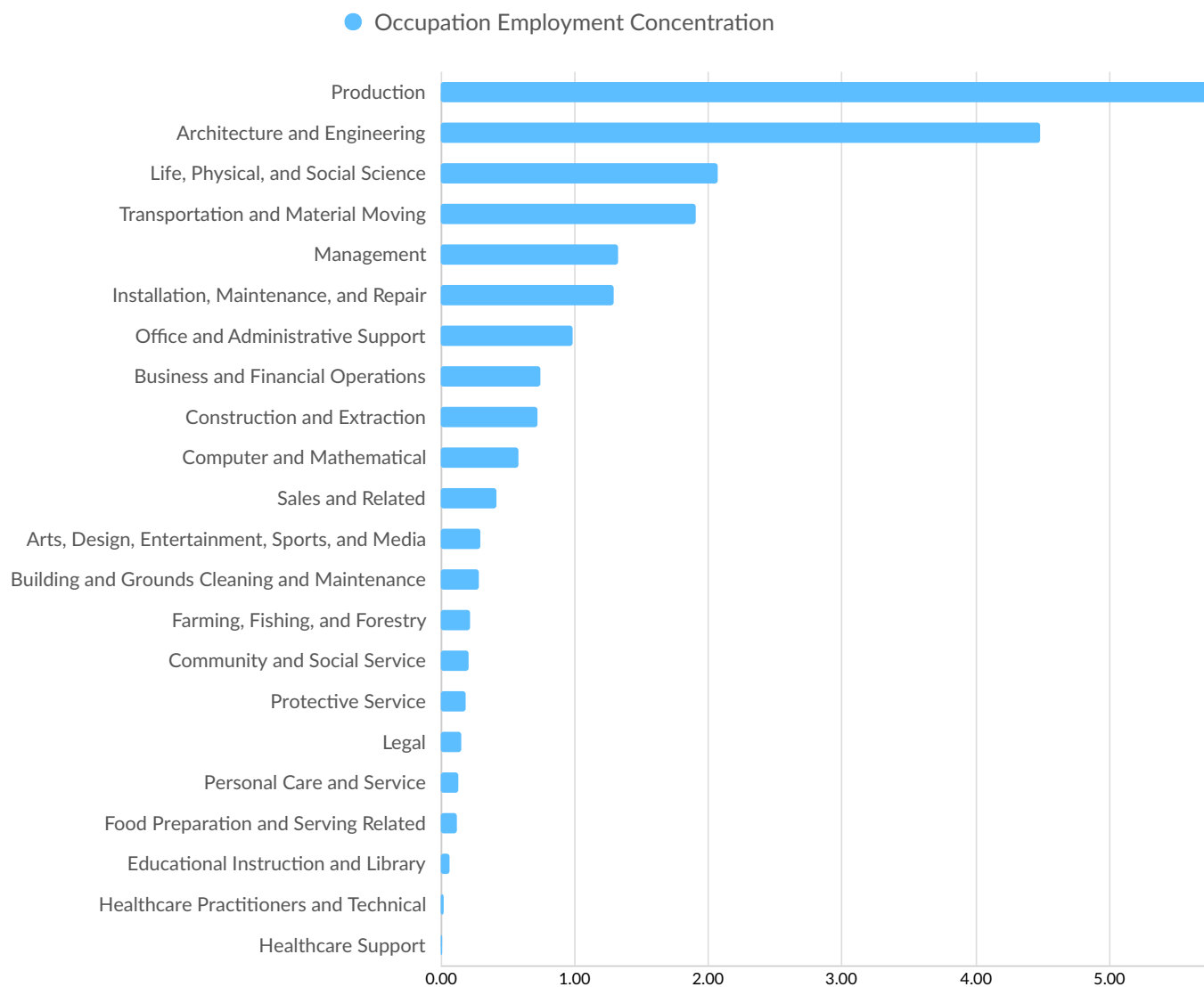
Largest Occupations



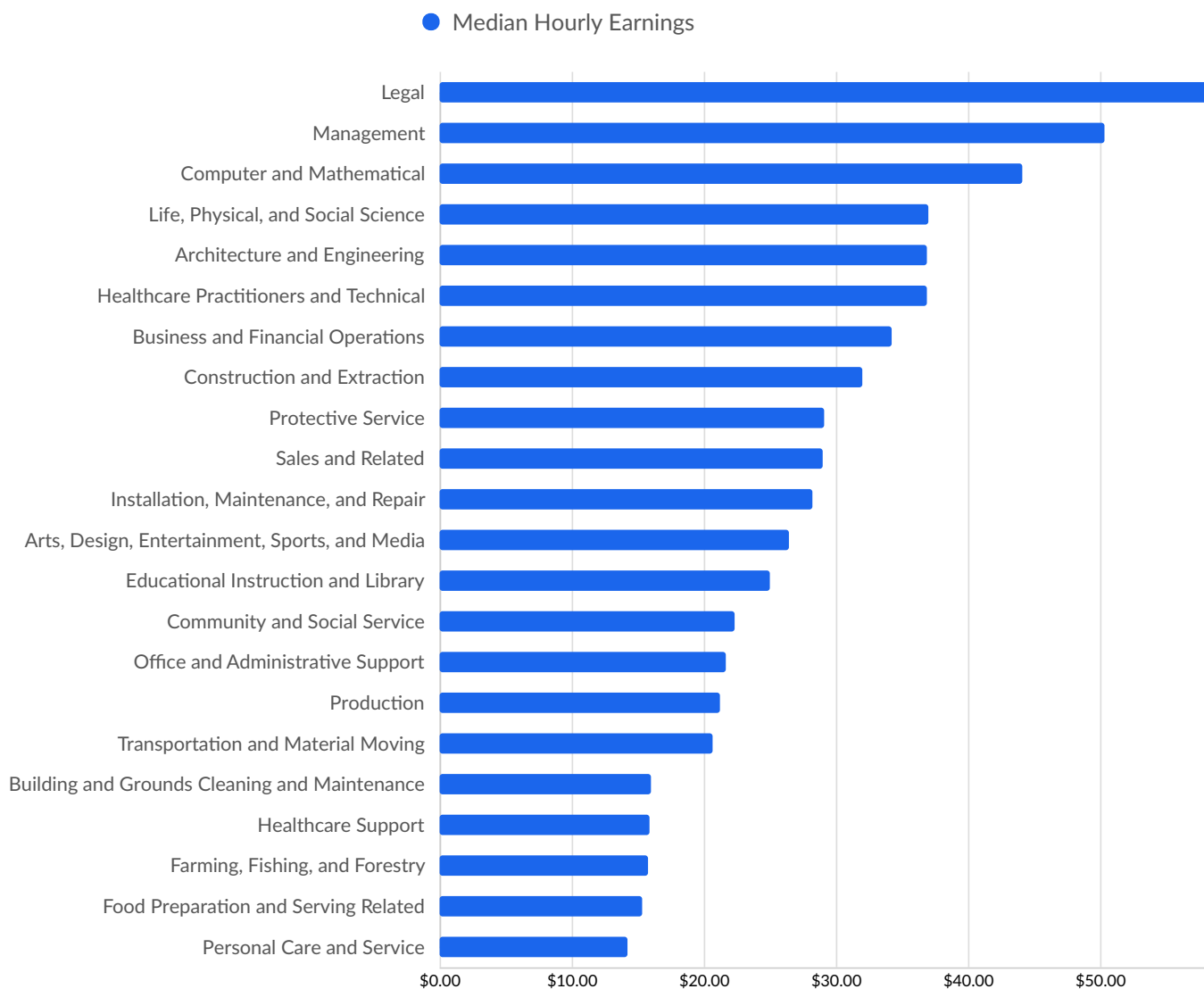
Top Growing Occupations



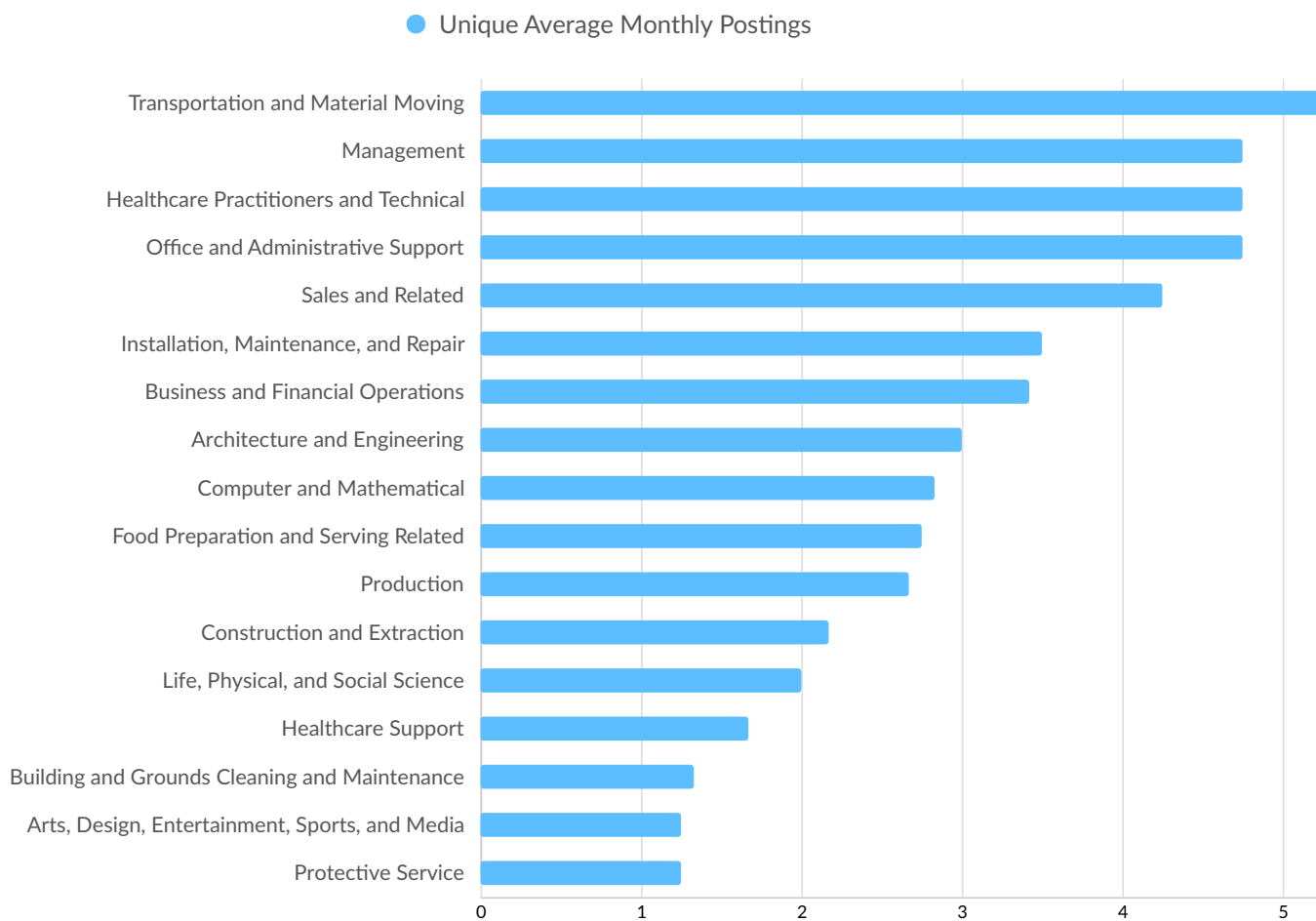
Top Occupation Employment Concentration



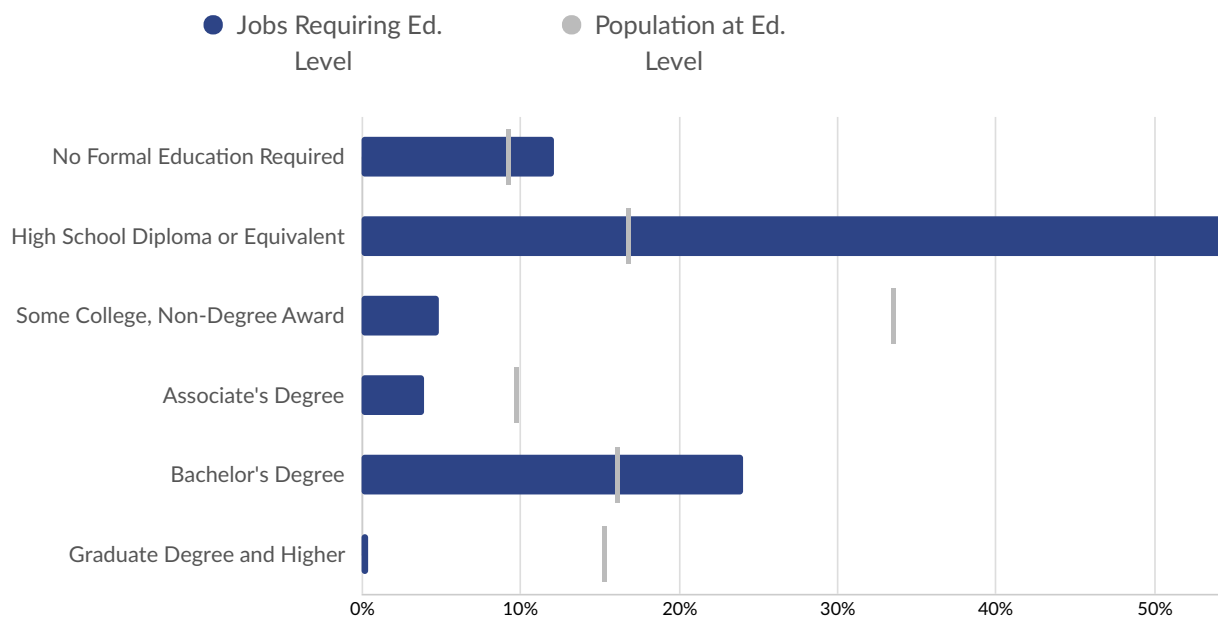
Top Occupation Earnings



Top Posted Occupations



Underemployment



Educational Pipeline

Over the last 5 years, no schools in Storey County, NV produced graduates.

In-Demand Skills

