



Storey County, NV



GOED

NEVADA GOVERNOR'S OFFICE OF ECONOMIC DEVELOPMENT

808 W. Nye Lane
Carson City, Nevada 89703

Contents

Report Parameters	1
Economy Overview	2
Unemployment by Demographics	4
Historic & Projected Trends	8
Population Characteristics	12
Inbound and Outbound Migration	14
Industry Characteristics	16
Business Characteristics	21
Workforce Characteristics	23
Educational Pipeline	28
In-Demand Skills	29

Report Parameters

1 County

32029 Storey County, NV

Class of Worker

QCEW Employees, Non-QCEW Employees, and Self-Employed

The information in this report pertains to the chosen geographical area.

Economy Overview

4,177

Population (2023)

Population **grew by 150** over the last 5 years and is projected to **grow by 253** over the next 5 years.

19,608

Total Regional Employment

Jobs **grew by 2,388** over the last 5 years and are projected to **grow by 4,662** over the next 5 years.

\$86.9K

Median Household Income (2022)

Median household income is **\$11.8K above** the national median household income of \$75.1K.

Takeaways

- As of 2023 the region's population **increased by 3.7%** since 2018, growing by 150. Population is expected to **increase by 6.1%** between 2023 and 2028, adding 253.
- From 2018 to 2023, jobs **increased by 13.9%** in Storey County, NV from 17,220 to **19,608**. This change **outpaced the national growth rate of 4.5% by 9.4%**. As the number of jobs increased, the **labor force participation rate increased from 53.6% to 57.7% between 2018 and 2023**.
- Concerning educational attainment, **16.2% of Storey County, NV residents possess a Bachelor's Degree** (5.0% below the national average), and **9.5% hold an Associate's Degree** (0.7% above the national average).
- The top three industries in 2023 are Other Electrical Equipment and Component Manufacturing, Warehousing and Storage, and Building Equipment Contractors.

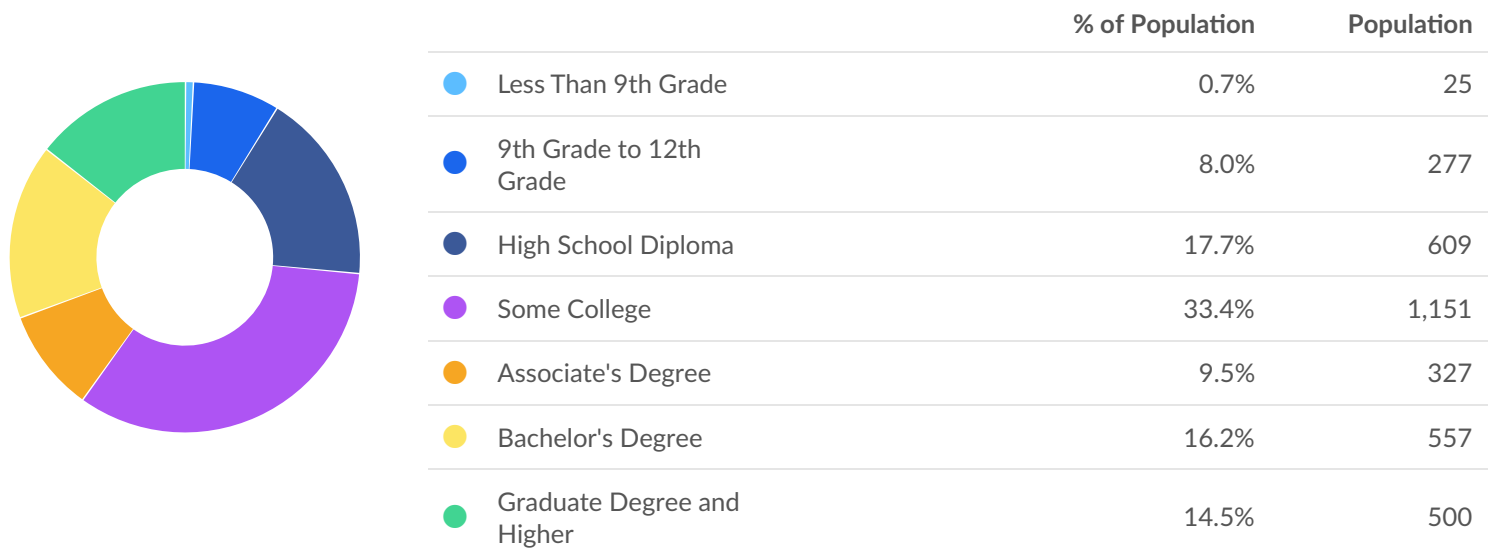
	Population (2024)	Labor Force (Oct 2024)	Jobs (2023)	Cost of Living	GRP	Imports	Exports
Region	4,245	2,164	19,608	119.4	\$3.17B	\$3.90B	\$7.68B
State	3,212,642	1,627,489	1,694,314	112.0	\$238.81B	\$199.33B	\$226.35B

Oct 2024 Labor Force Breakdown



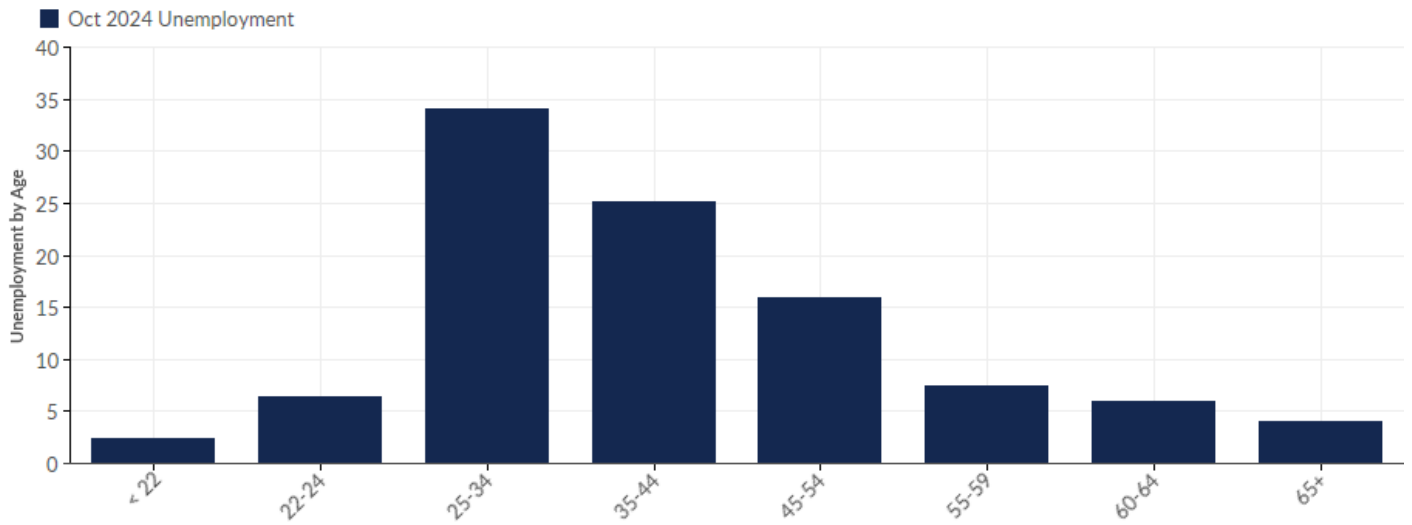
Educational Attainment

Concerning educational attainment, **16.2% of Storey County, NV residents possess a Bachelor's Degree** (5.0% below the national average), and **9.5% hold an Associate's Degree** (0.7% above the national average).



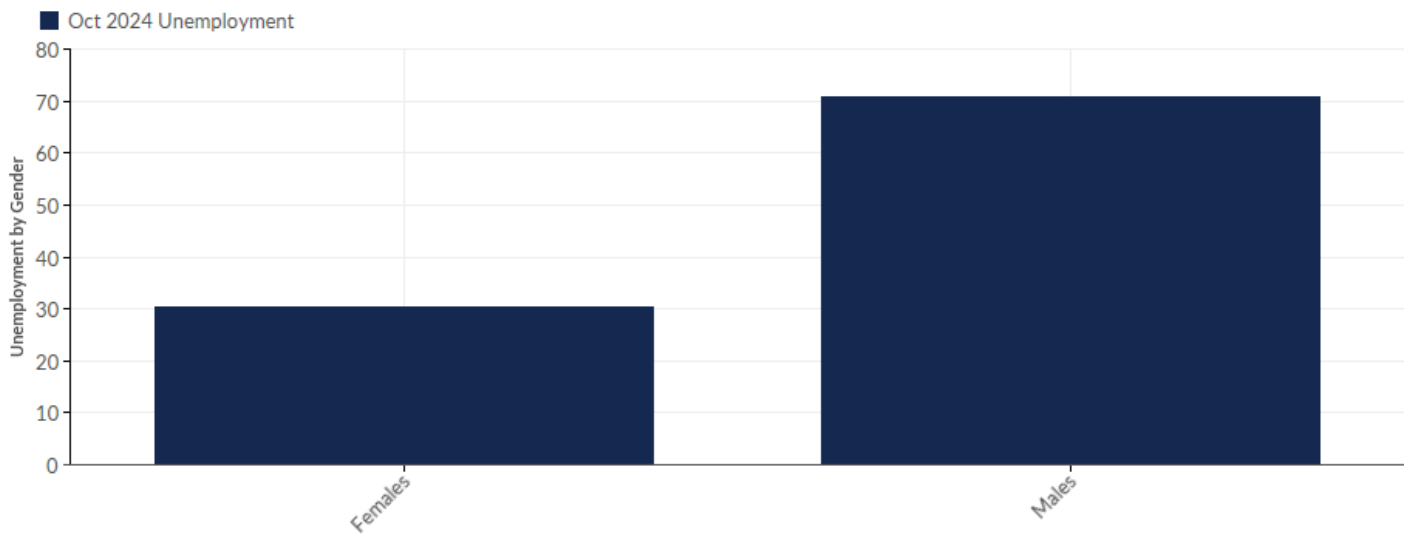
Unemployment by Demographics

Unemployment by Age



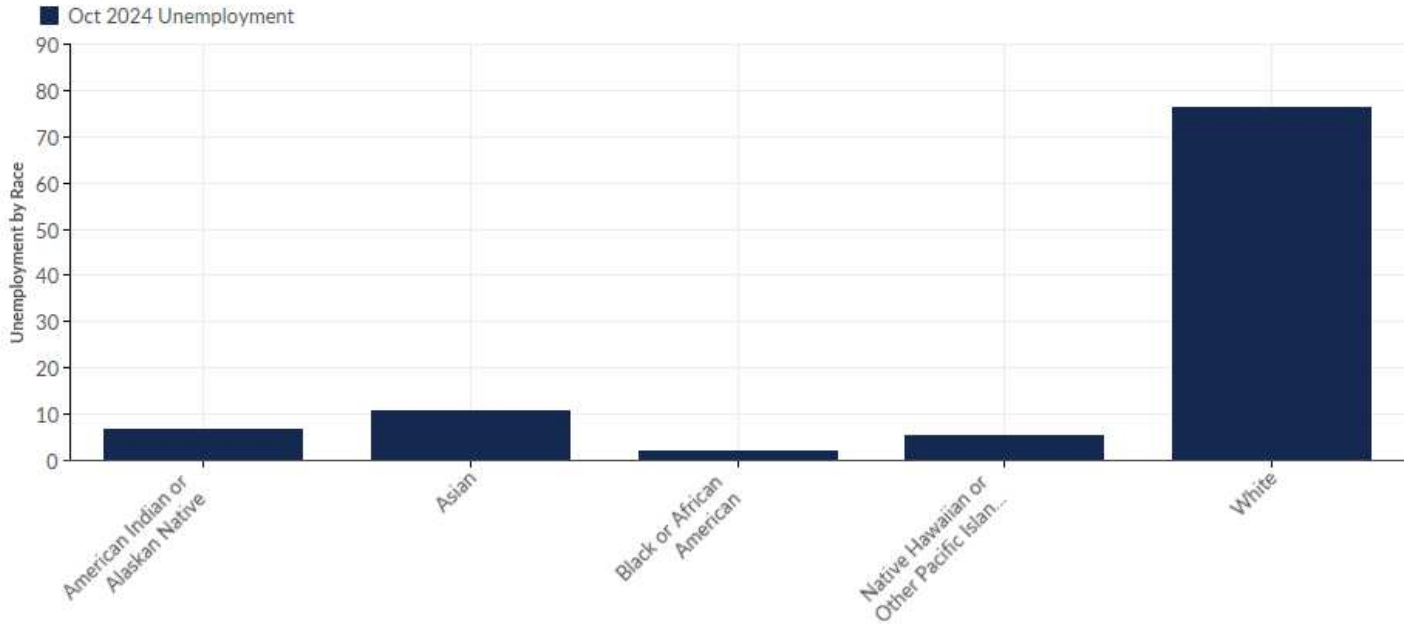
Age	Unemployment (Oct 2024)	% of Unemployed
< 22	2	1.98%
22-24	6	5.94%
25-34	34	33.66%
35-44	25	24.75%
45-54	16	15.84%
55-59	7	6.93%
60-64	6	5.94%
65+	4	3.96%
Total	101	99.00%

Unemployment by Gender



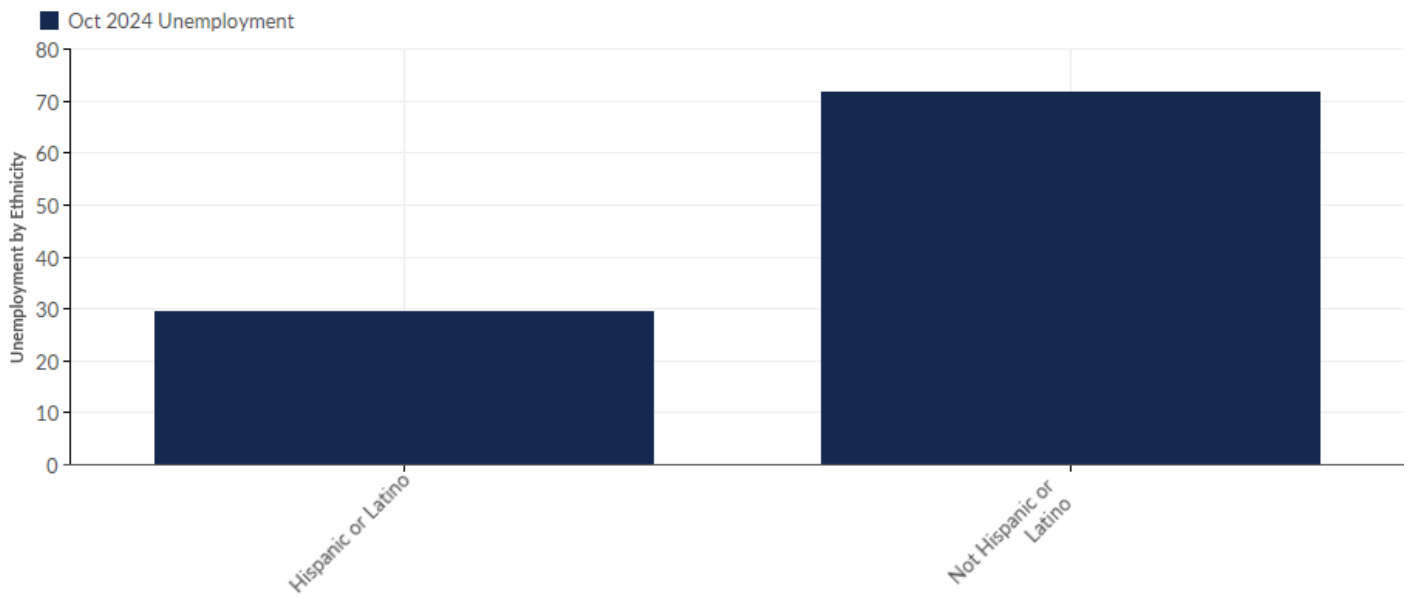
Gender	Unemployment (Oct 2024)	% of Unemployed
Females	30	29.70%
Males	71	70.30%
Total	101	100.00%

Unemployment by Race



Race	Unemployment (Oct 2024)	% of Unemployed
American Indian or Alaskan Native	7	6.93%
Asian	11	10.89%
Black or African American	2	1.98%
Native Hawaiian or Other Pacific Islander	5	4.95%
White	76	75.25%
Total	101	100.00%

Unemployment by Ethnicity

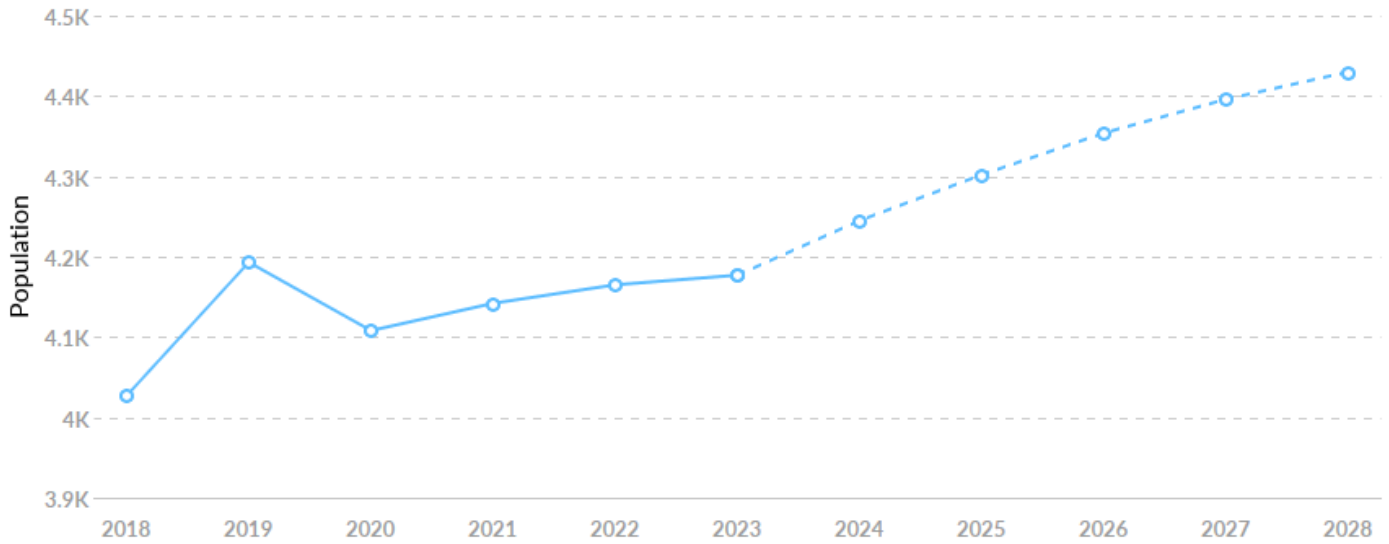


Ethnicity	Unemployment (Oct 2024)	% of Unemployed
Hispanic or Latino	29	28.71%
Not Hispanic or Latino	72	71.29%
Total	101	100.00%

Historic & Projected Trends

Population Trends

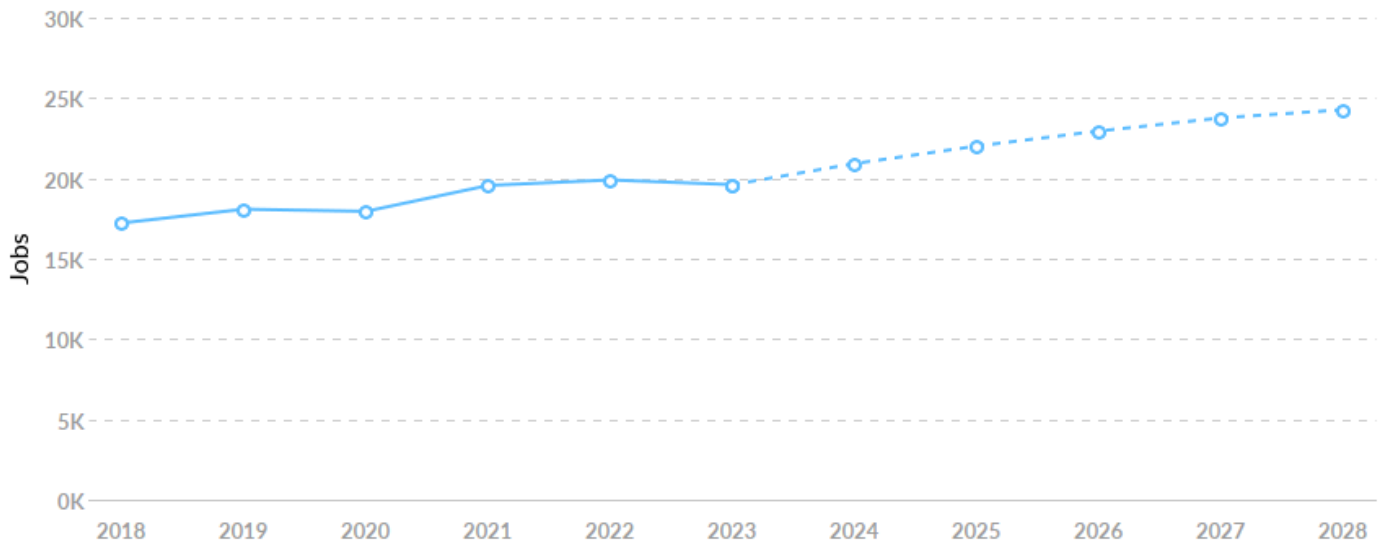
As of 2023 the region's population increased by 3.7% since 2018, growing by 150. Population is expected to increase by 6.1% between 2023 and 2028, adding 253.



Timeframe	Population
2018	4,027
2019	4,193
2020	4,108
2021	4,142
2022	4,165
2023	4,177
2024	4,245
2025	4,302
2026	4,354
2027	4,396
2028	4,430

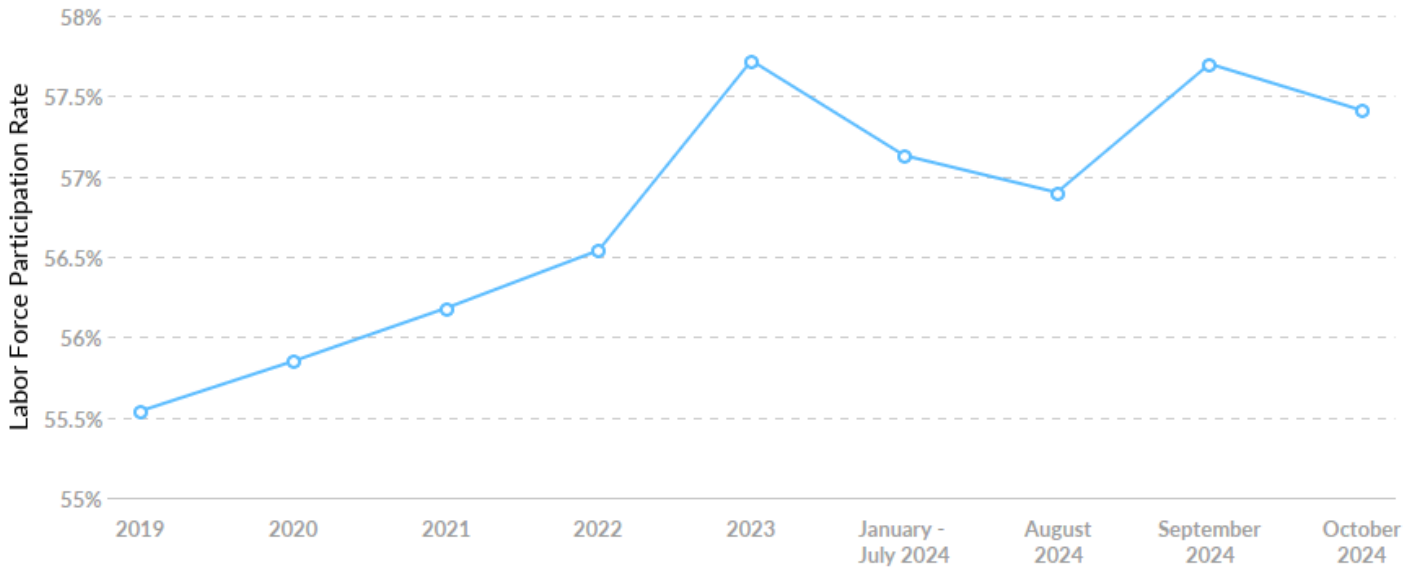
Job Trends

From 2018 to 2023, jobs increased by **13.9%** in Storey County, NV from 17,220 to **19,608**. This change **outpaced the national growth rate of 4.5%** by **9.4%**.



Timeframe	Jobs
2018	17,220
2019	18,080
2020	17,946
2021	19,559
2022	19,901
2023	19,608
2024	20,920
2025	22,011
2026	22,946
2027	23,761
2028	24,270

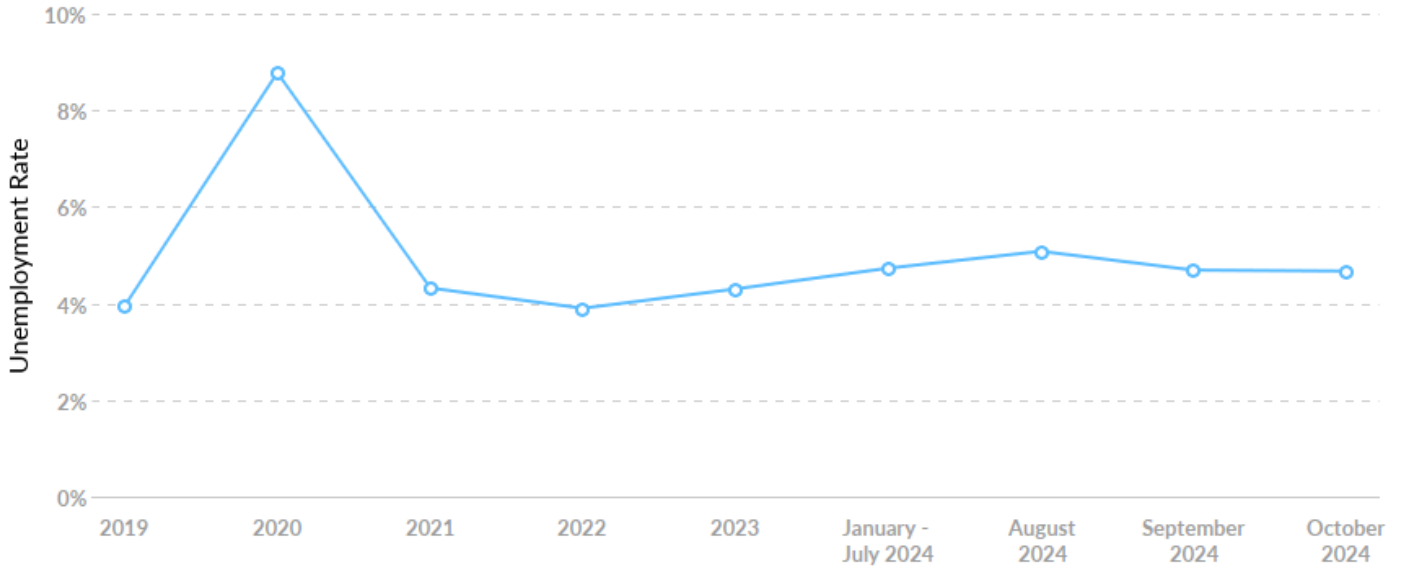
Labor Force Participation Rate Trends



Timeframe	Labor Force Participation Rate
2019	55.54%
2020	55.85%
2021	56.18%
2022	56.54%
2023	57.72%
January - July 2024	57.13%
August 2024	56.90%
September 2024	57.70%
October 2024	57.41%

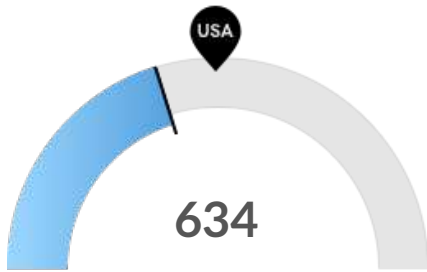
Unemployment Rate Trends

Storey County, NV had an October 2024 unemployment rate of 4.67%, **increasing from 3.94%** 5 years before.



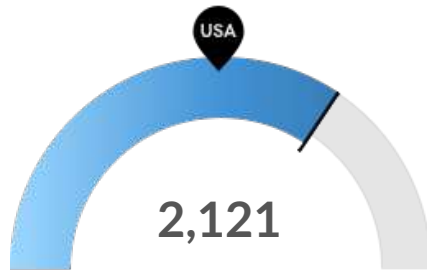
Timeframe	Unemployment Rate
2019	3.94%
2020	8.77%
2021	4.32%
2022	3.90%
2023	4.30%
January - July 2024	4.73%
August 2024	5.08%
September 2024	4.69%
October 2024	4.67%

Population Characteristics



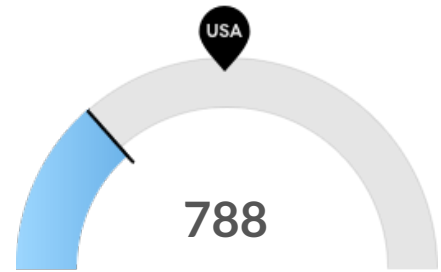
Millennials

Storey County, NV has 634 millennials (ages 25-39). The national average for an area this size is 849.



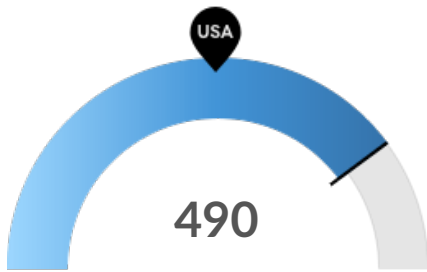
Retiring Soon

Retirement risk is high in Storey County, NV. The national average for an area this size is 1,261 people 55 or older, while there are 2,121 here.



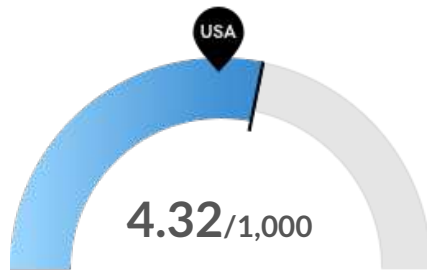
Racial Diversity

Racial diversity is low in Storey County, NV. The national average for an area this size is 1,740 racially diverse people, while there are 788 here.



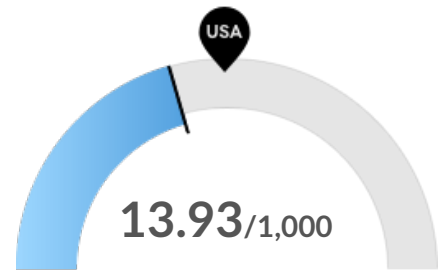
Veterans

Storey County, NV has 490 veterans. The national average for an area this size is 213.



Violent Crime

Storey County, NV has 4.32 violent crimes per 1,000 people. The national rate is 3.6 per 1,000 people.



Property Crime

Storey County, NV has 13.93 property crimes per 1,000 people. The national rate is 18.22 per 1,000 people.

Place of Work vs Place of Residence

Understanding where talent in Storey County, NV currently works compared to where talent lives can help you optimize site decisions. For example, the #1 ranked ZIP for employment ranks #2 for resident workers. The top ZIP for resident workers is 89440.



Where Talent Works

ZIP	Name	2023 Employment
89437	Sparks, NV (in Storey co...	18,136
89440	Virginia City, NV (in Sto...	1,472

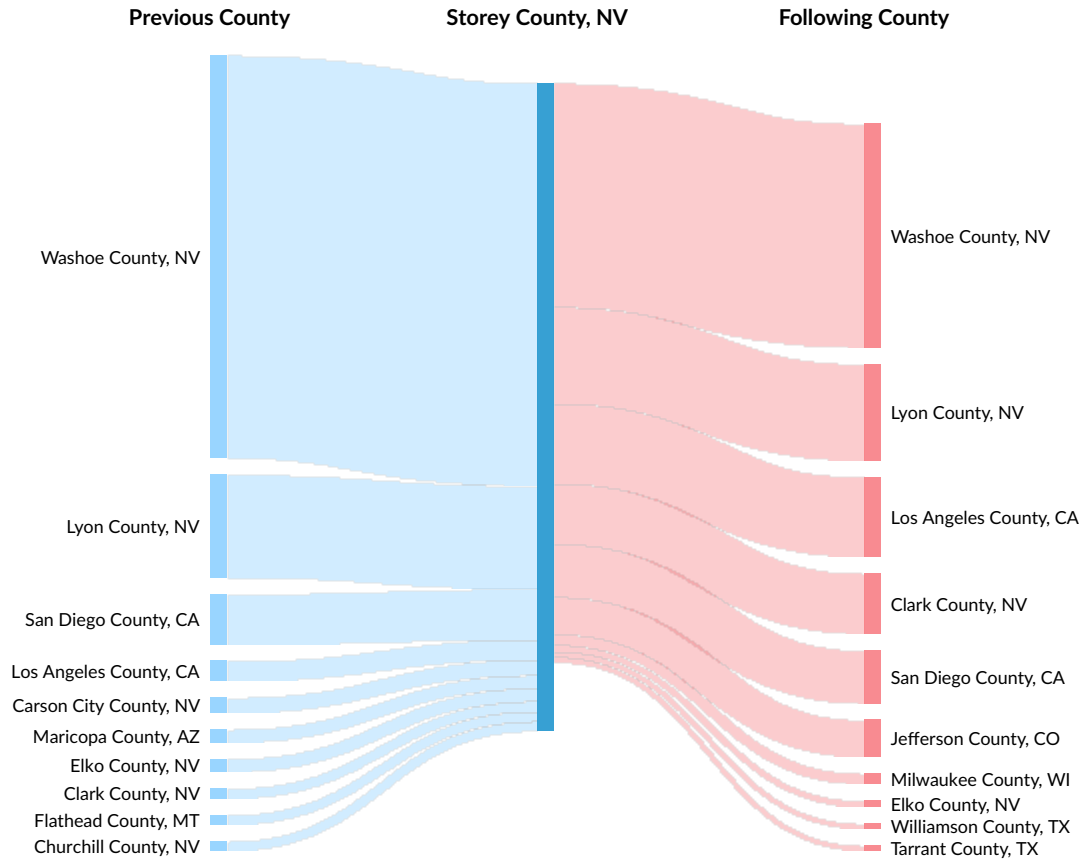
Where Talent Lives

ZIP	Name	2023 Workers
89440	Virginia City, NV (in Sto...	481
89437	Sparks, NV (in Storey co...	125

Inbound and Outbound Migration

The table below analyzes past and current residents of Storey County, NV. The left column shows residents of other counties migrating to Storey County, NV. The right column shows residents migrating from Storey County, NV to other counties.

As of 2022, 173 people have migrated from Washoe County, NV to Storey County, NV. In the same year, 96 people left Storey County, NV migrating to Washoe County, NV. The total Net Migration for Storey County, NV in 2022 was 71.

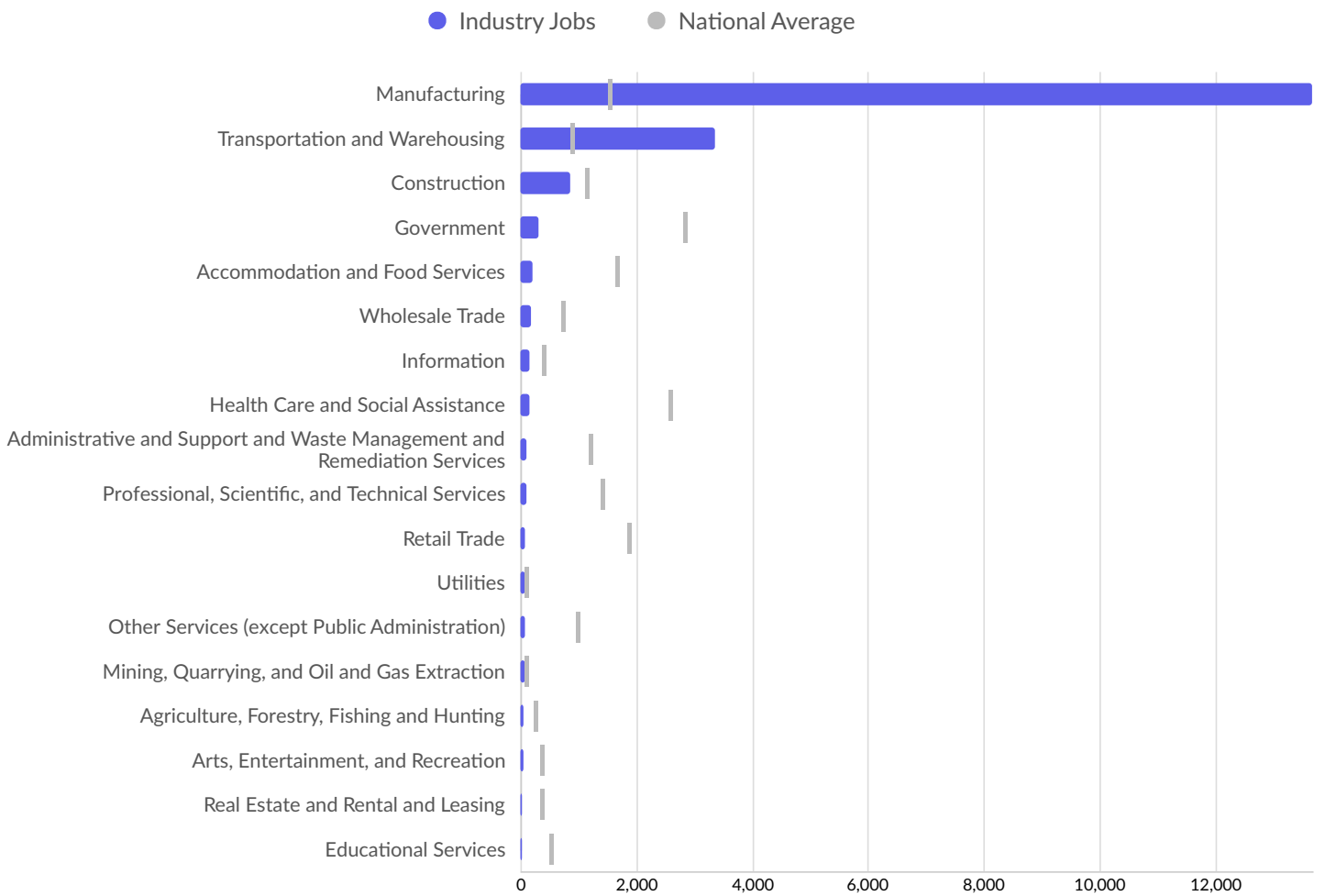


Top Previous Counties	Migrations
Washoe County, NV	173
Lyon County, NV	44
San Diego County, CA	22
Los Angeles County, CA	9
Carson City County, NV	7
Maricopa County, AZ	6

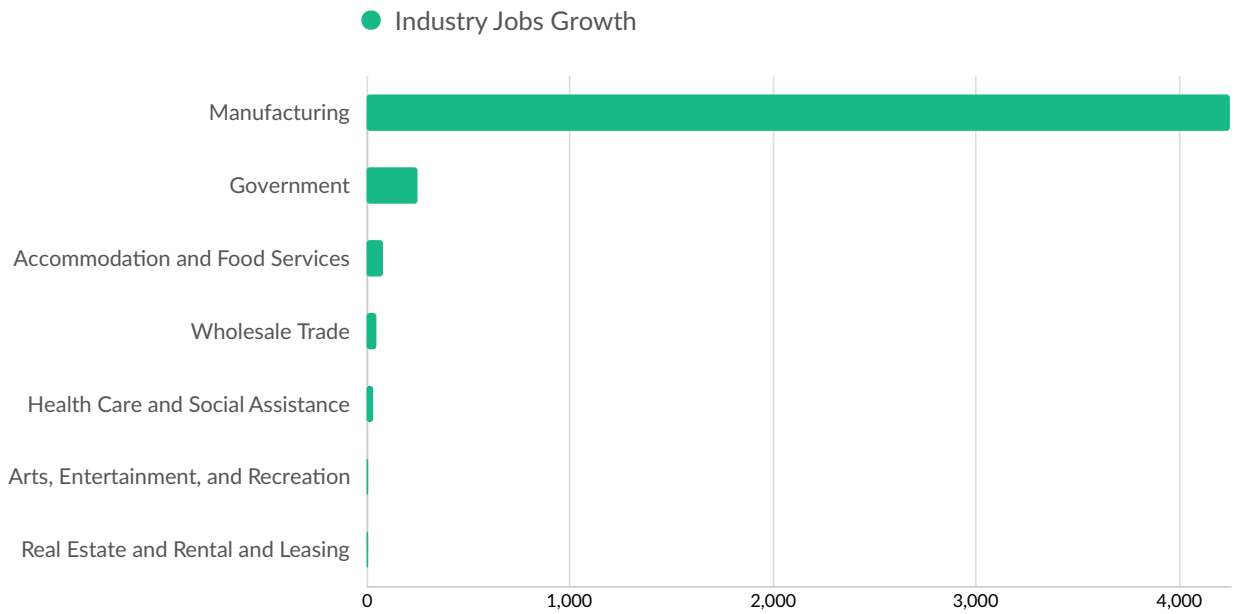
Top Previous Counties	Migrations
Elko County, NV	6
Clark County, NV	4
Flathead County, MT	4
Churchill County, NV	4
Mineral County, NV	3
Lander County, NV	3
Douglas County, NV	3
Harris County, TX	3
Nye County, NV	2
Top Following Counties	Migrations
Washoe County, NV	96
Lyon County, NV	42
Los Angeles County, CA	34
Clark County, NV	26
San Diego County, CA	23
Jefferson County, CO	16
Milwaukee County, WI	5
Elko County, NV	3
Williamson County, TX	2
Tarrant County, TX	2
Walton County, GA	2
Churchill County, NV	2
El Paso County, CO	2
Montgomery County, TX	2
Travis County, TX	2

Industry Characteristics

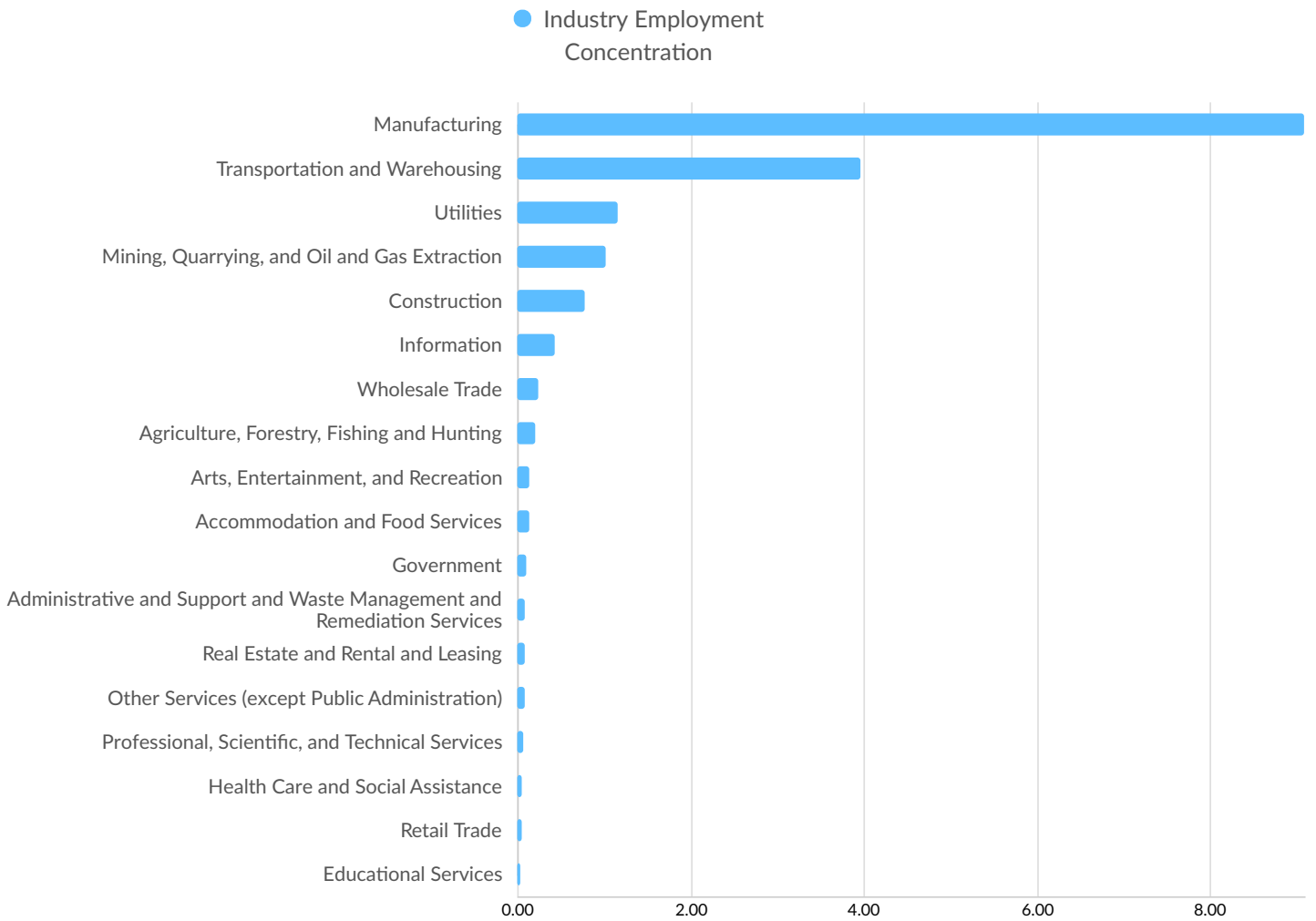
Largest Industries



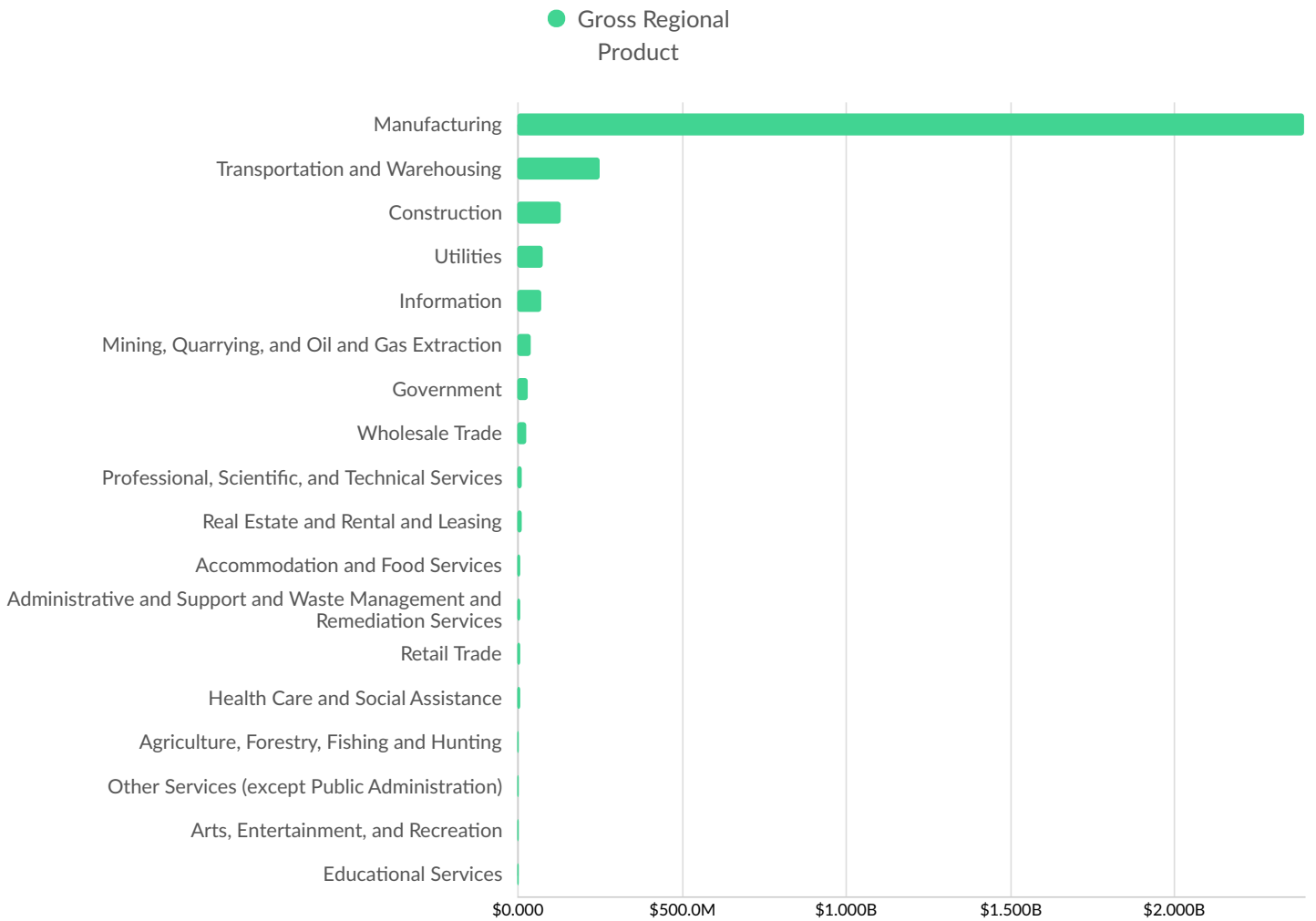
Top Growing Industries



Top Industry Employment Concentration



Top Industry GRP























Top Industry Earnings



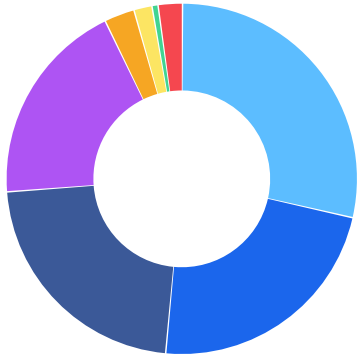
Business Characteristics

8,485 Companies Employ Your Workers

Online profiles for your workers mention 8,485 companies as employers, with the top 10 appearing below. In the last 12 months, 344 companies in Storey County, NV posted job postings, with the top 10 appearing below.

Top Companies	Profiles	Top Companies Posting	Unique Postings
Tesla	791 	Tesla	25 
Washoe County School District	782 	Storey County Sheriffs Office / ...	24 
Renown Health	521 	County Of Storey	18 
University of Nevada	418 	ProCare Therapy	13 
State of Nevada	294 	Northern Nevada Medical Center	12 
Panasonic	290 	Old Dominion Freight Line	8 
Sierra Nevada Corporation	212 	Sierra Nevada Corporation	8 
International Game Technology	188 	Storey County School District	8 
Wcsd	188 	Nugget Casino Resort	7 
Walmart	167 	Panasonic	7 

Business Size

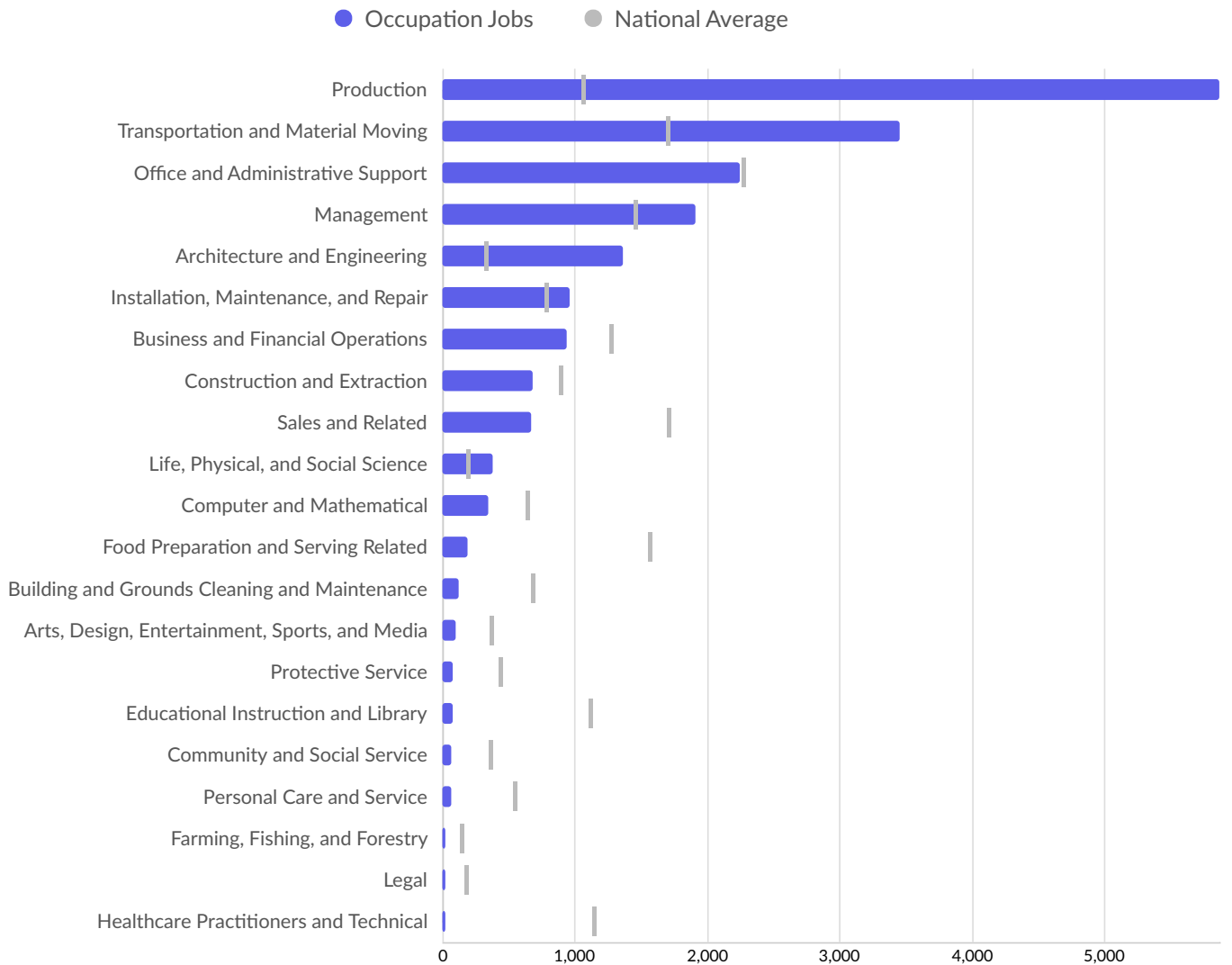


	Percentage	Business Count
● 1 to 4 employees	28.5%	51
● 5 to 9 employees	22.9%	41
● 10 to 19 employees	22.3%	40
● 20 to 49 employees	19.0%	34
● 50 to 99 employees	2.8%	5
● 100 to 249 employees	1.7%	3
● 250 to 499 employees	0.6%	1
● 500+ employees	2.2%	4

*Business Data by DatabaseUSA.com is third-party data provided by Lightcast to its customers as a convenience, and Lightcast does not endorse or warrant its accuracy or consistency with other published Lightcast data. In most cases, the Business Count will not match total companies with profiles on the summary tab.

Workforce Characteristics

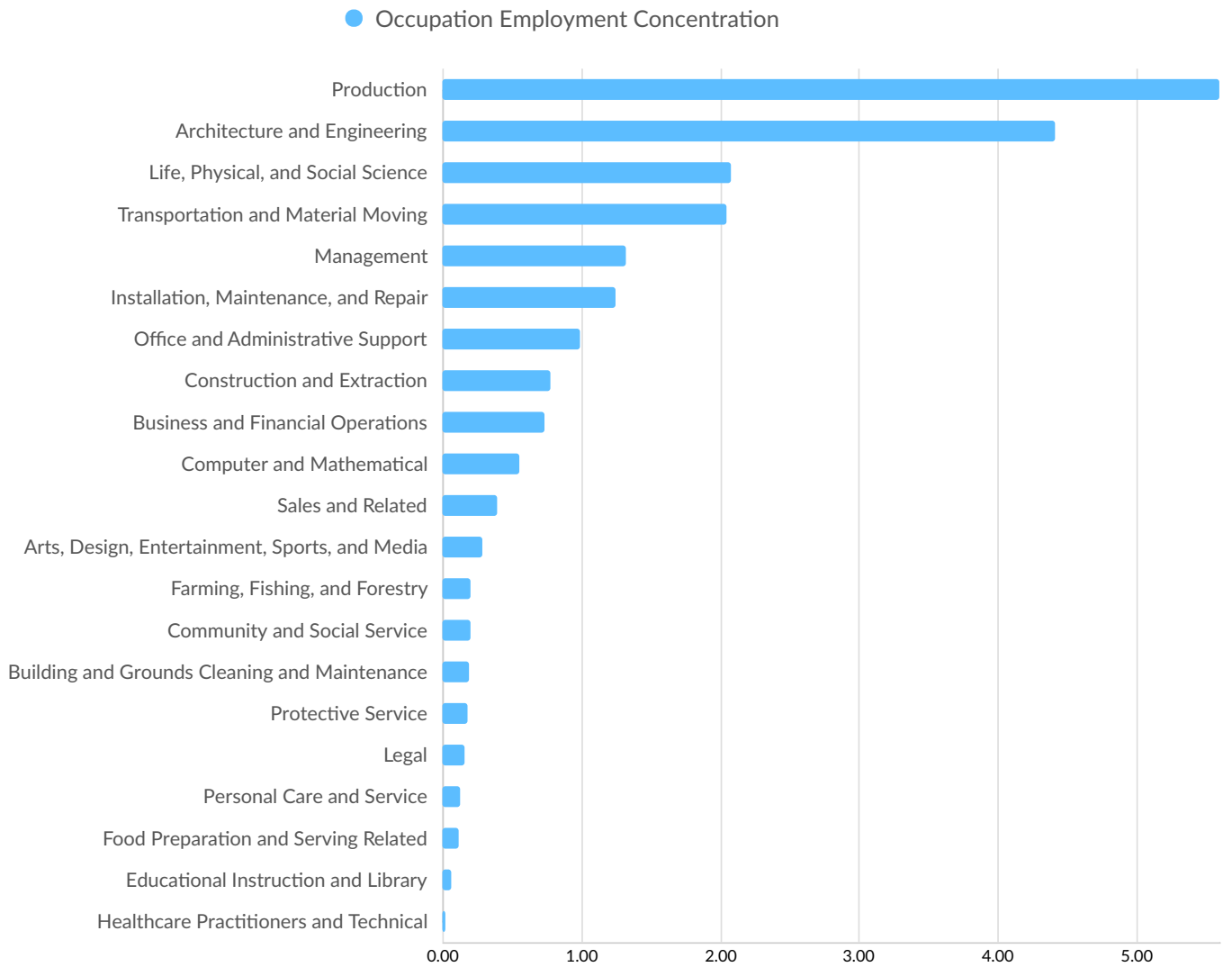
Largest Occupations



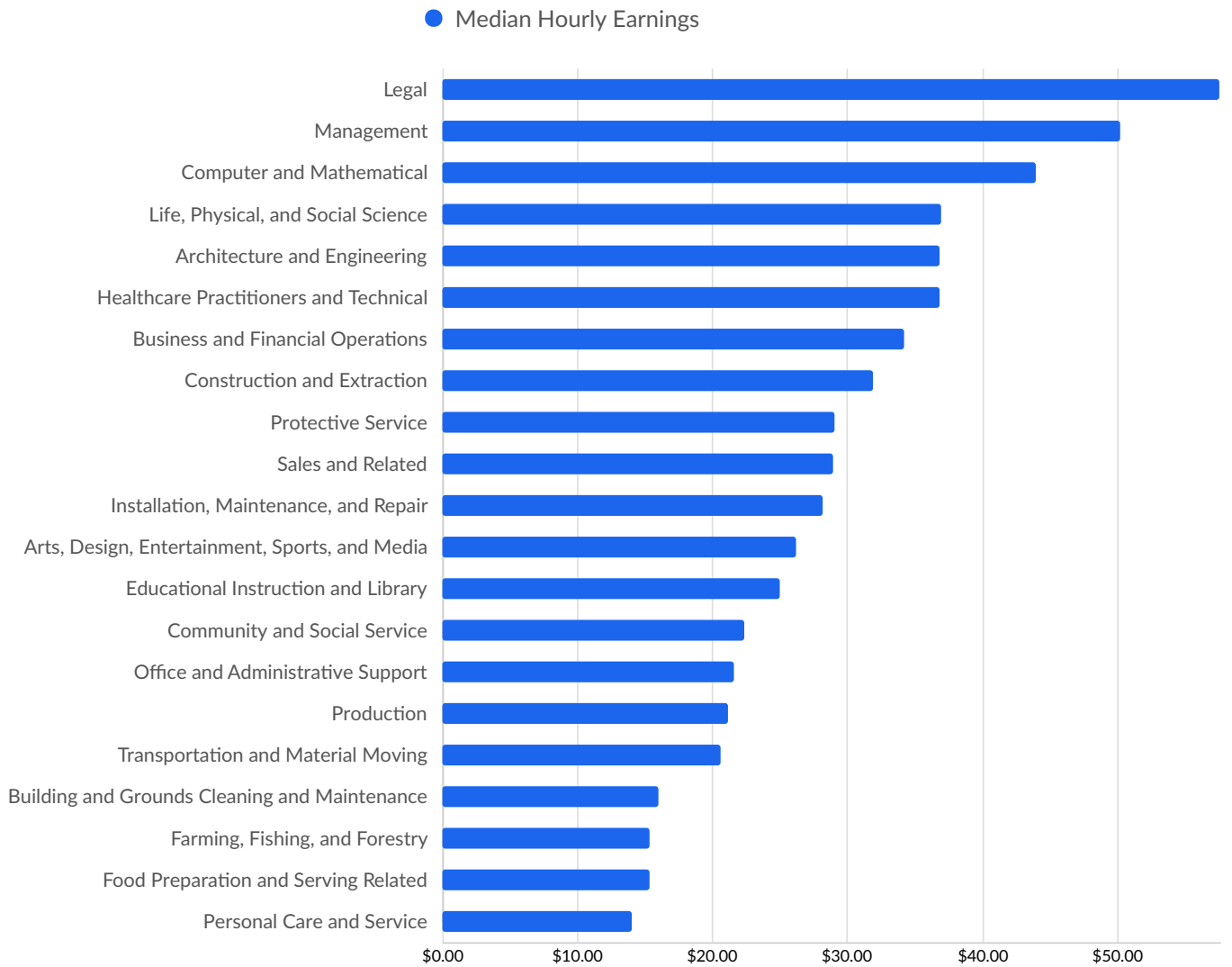
Top Growing Occupations



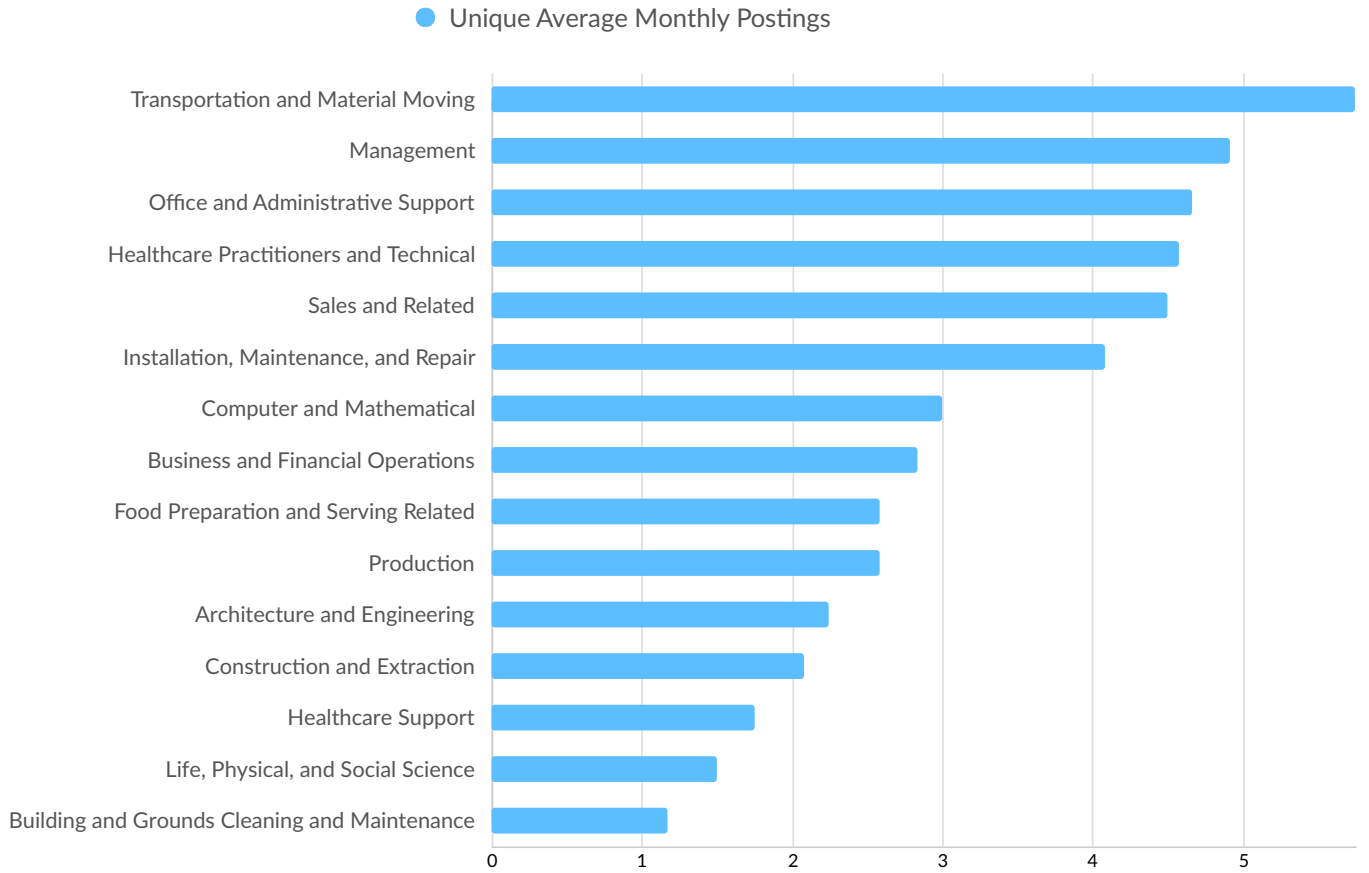
Top Occupation Employment Concentration



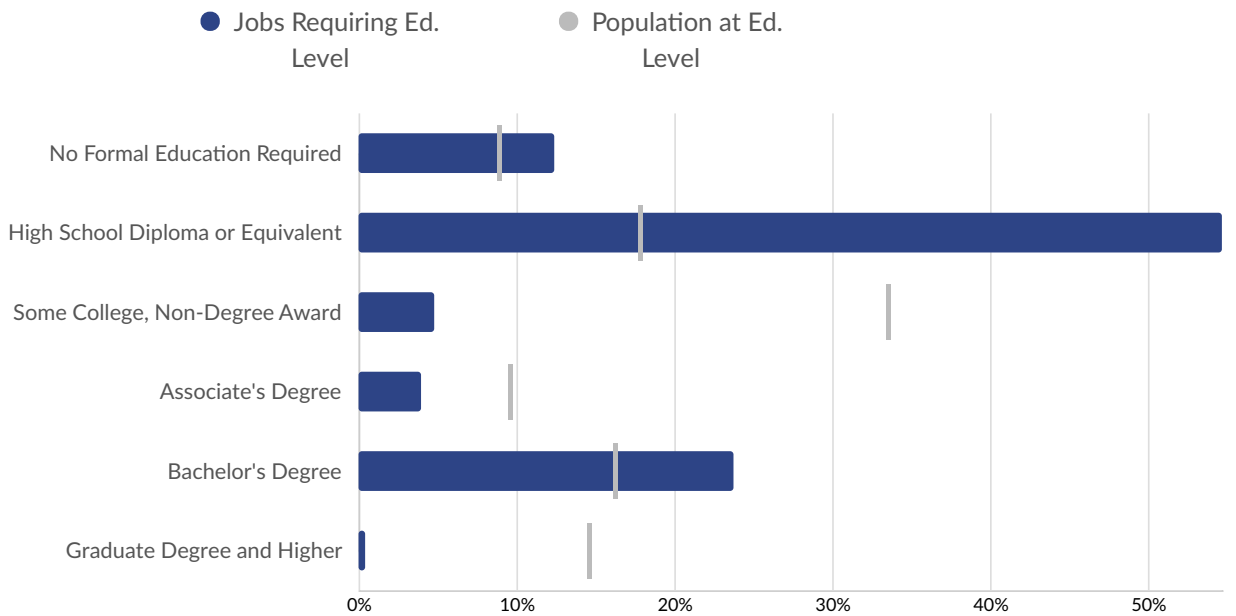
Top Occupation Earnings



Top Posted Occupations



Underemployment



Educational Pipeline

Over the last 5 years, no schools in Storey County, NV produced graduates.

In-Demand Skills

