



Douglas County, NV



GOED

NEVADA GOVERNOR'S OFFICE OF ECONOMIC DEVELOPMENT

808 W. Nye Lane
Carson City, Nevada 89703

Contents

Report Parameters	1
Economy Overview	2
Unemployment by Demographics	4
Historic & Projected Trends	8
Population Characteristics	12
Inbound and Outbound Migration	14
Industry Characteristics	16
Business Characteristics	21
Workforce Characteristics	23
Educational Pipeline	29
In-Demand Skills	30

Report Parameters

1 County

32005 Douglas County, NV

Class of Worker

QCEW Employees, Non-QCEW Employees, and Self-Employed

The information in this report pertains to the chosen geographical area.

Economy Overview

49,545

Population (2023)

Population **grew by 1,018** over the last 5 years but is projected to **decrease by 123** over the next 5 years.

22,867

Total Regional Employment

Jobs **grew by 99** over the last 5 years and are projected to **grow by 869** over the next 5 years.

\$84.3K

Median Household Income (2022)

Median household income is **\$9.1K above** the national median household income of \$75.1K.

Takeaways

- As of 2023 the region's population **increased by 2.1%** since 2018, growing by 1,018. Population is expected to **decrease by 0.2%** between 2023 and 2028, losing 123.
- From 2018 to 2023, jobs **increased by 0.4%** in Douglas County, NV from 22,769 to **22,867**. This change **fell short of the national growth rate of 4.5% by 4.1%**. As the number of jobs increased, the **labor force participation rate decreased from 54.0% to 52.0% between 2018 and 2023**.
- Concerning educational attainment, **20.7% of Douglas County, NV residents possess a Bachelor's Degree** (0.4% below the national average), and **10.7% hold an Associate's Degree** (1.9% above the national average).
- The top three industries in 2023 are Traveler Accommodation, Local Government, Excluding Education and Hospitals, and Restaurants and Other Eating Places.

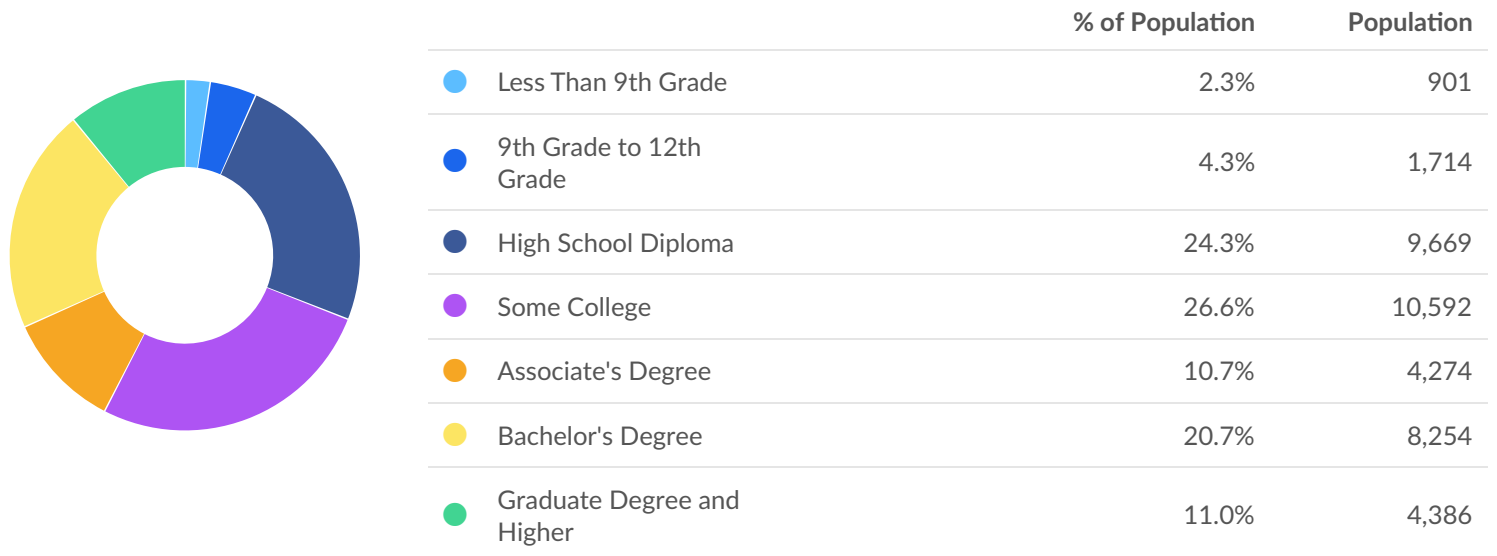
	Population (2024)	Labor Force (Oct 2024)	Jobs (2023)	Cost of Living	GRP	Imports	Exports
Region	49,648	22,927	22,867	120.6	\$3.92B	\$4.87B	\$3.74B
State	3,212,642	1,627,489	1,694,314	112.0	\$238.81B	\$199.33B	\$226.35B

Oct 2024 Labor Force Breakdown



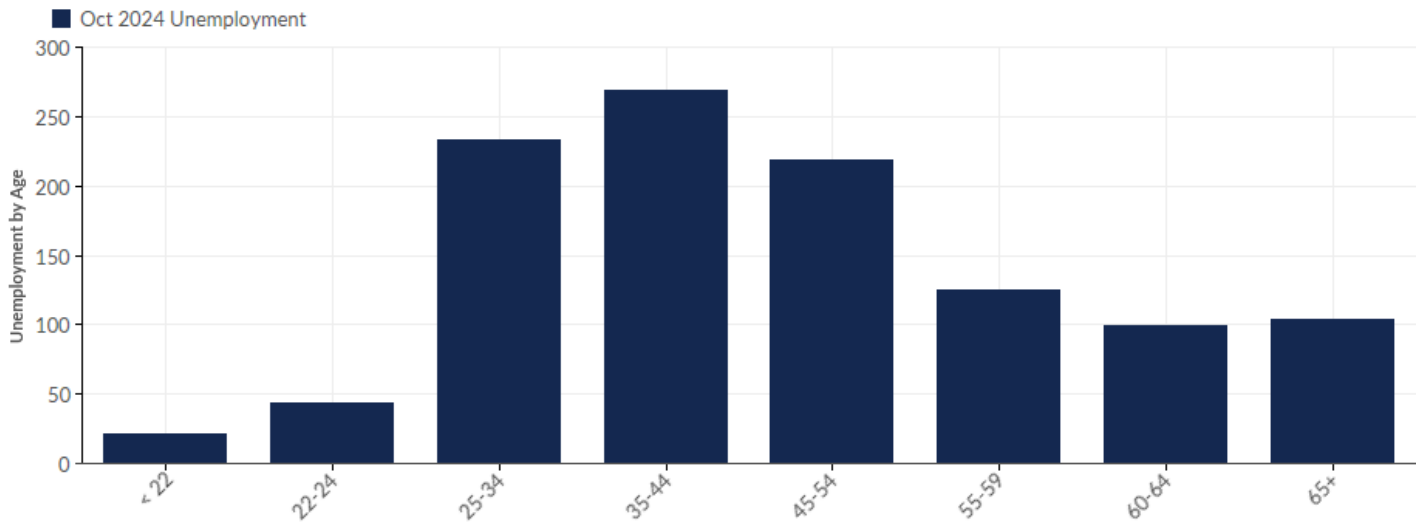
Educational Attainment

Concerning educational attainment, **20.7% of Douglas County, NV residents possess a Bachelor's Degree** (0.4% below the national average), and **10.7% hold an Associate's Degree** (1.9% above the national average).



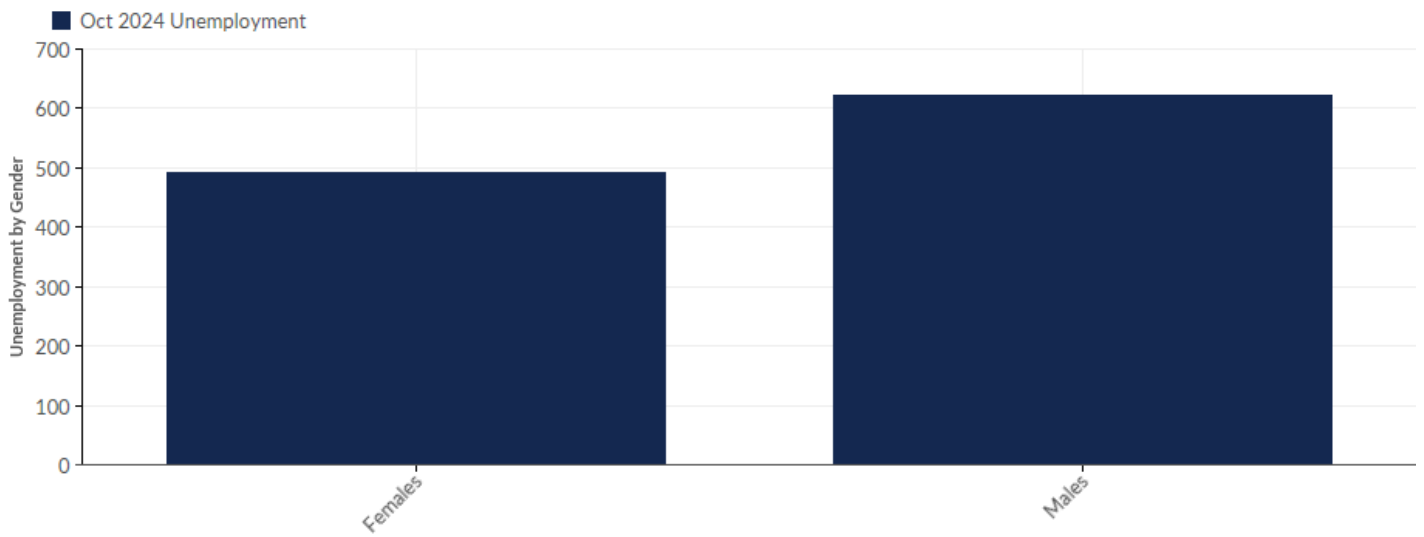
Unemployment by Demographics

Unemployment by Age



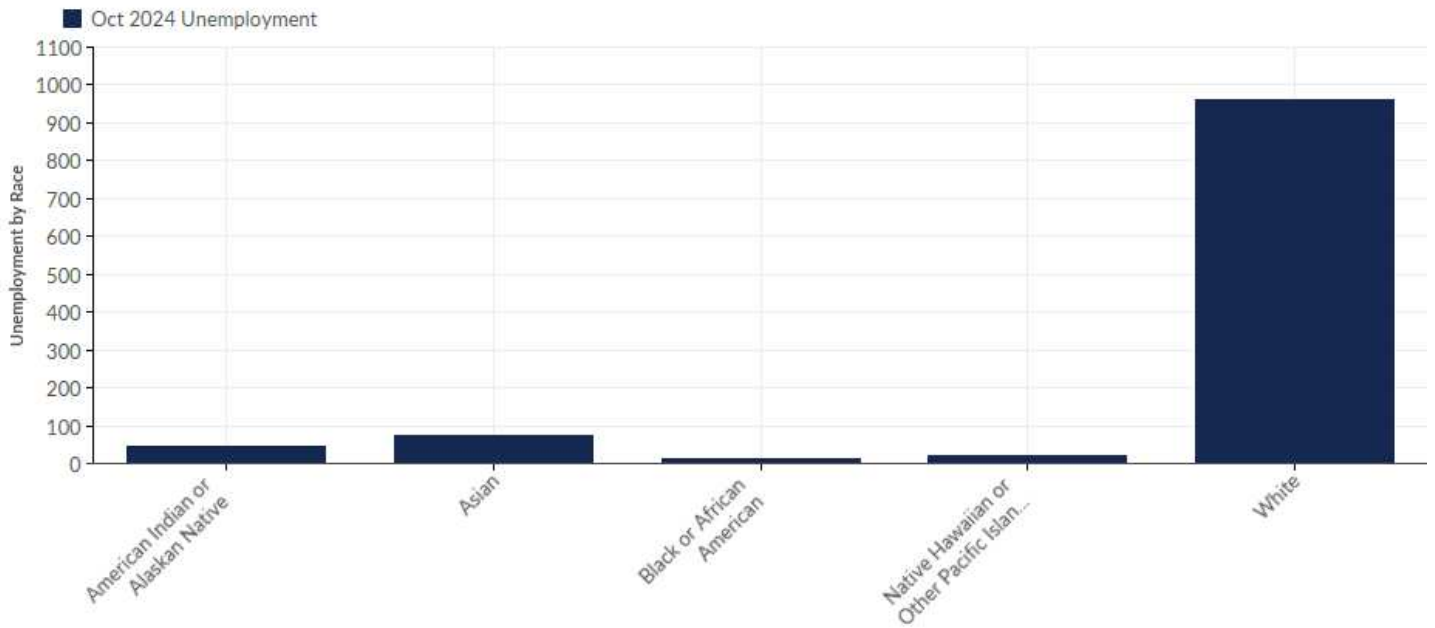
Age	Unemployment (Oct 2024)	% of Unemployed
< 22	21	1.89%
22-24	44	3.95%
25-34	233	20.93%
35-44	268	24.08%
45-54	219	19.68%
55-59	125	11.23%
60-64	99	8.89%
65+	103	9.25%
Total	1,113	100.00%

Unemployment by Gender



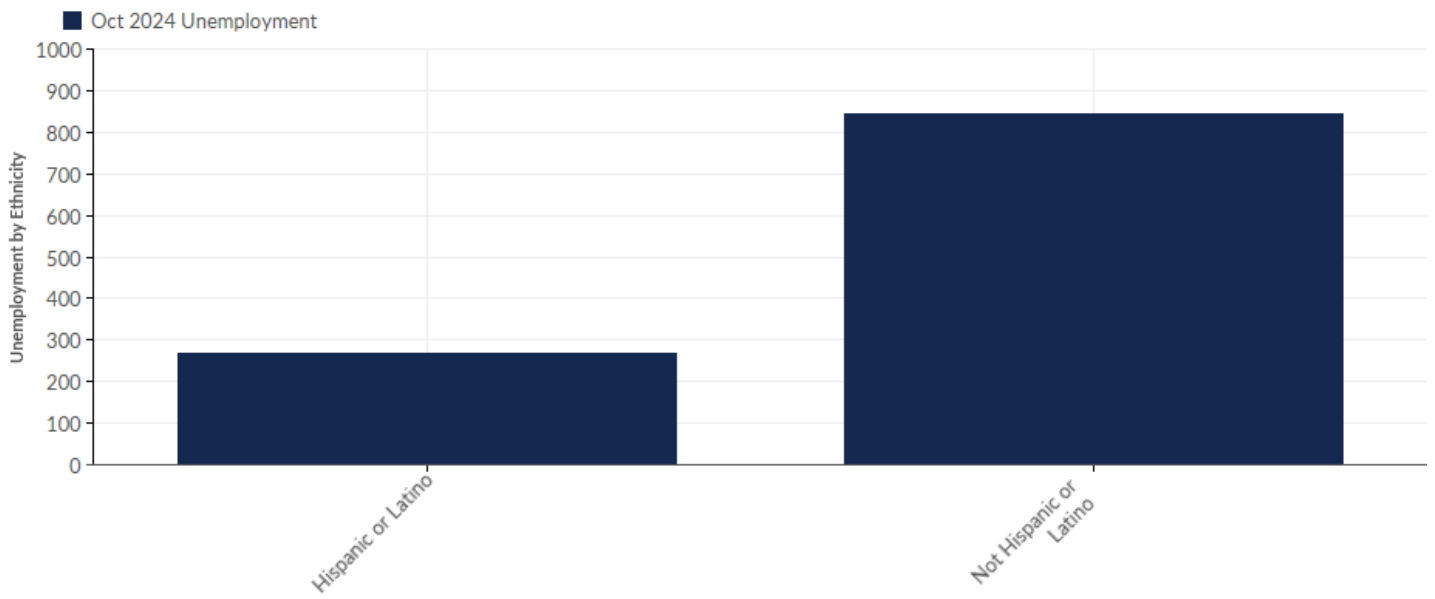
Gender	Unemployment (Oct 2024)	% of Unemployed
Females	492	44.20%
Males	621	55.80%
Total	1,113	100.00%

Unemployment by Race



Race	Unemployment (Oct 2024)	% of Unemployed
American Indian or Alaskan Native	44	3.95%
Asian	75	6.74%
Black or African American	13	1.17%
Native Hawaiian or Other Pacific Islander	21	1.89%
White	960	86.25%
Total	1,113	100.00%

Unemployment by Ethnicity

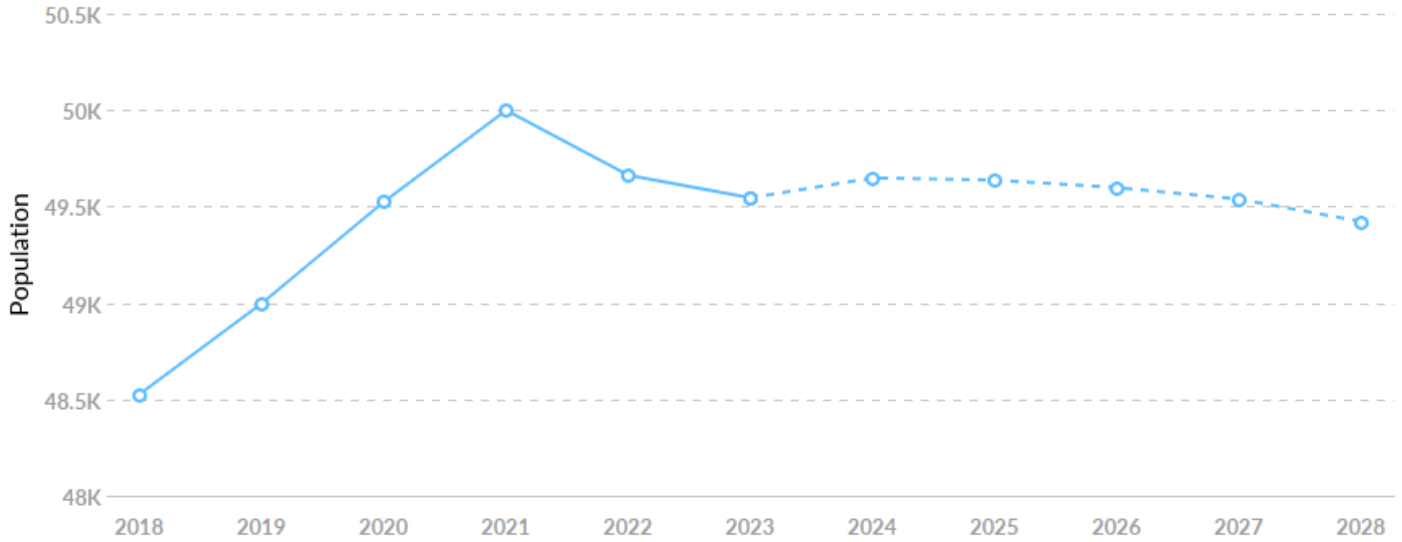


Ethnicity	Unemployment (Oct 2024)	% of Unemployed
Hispanic or Latino	268	24.08%
Not Hispanic or Latino	845	75.92%
Total	1,113	100.00%

Historic & Projected Trends

Population Trends

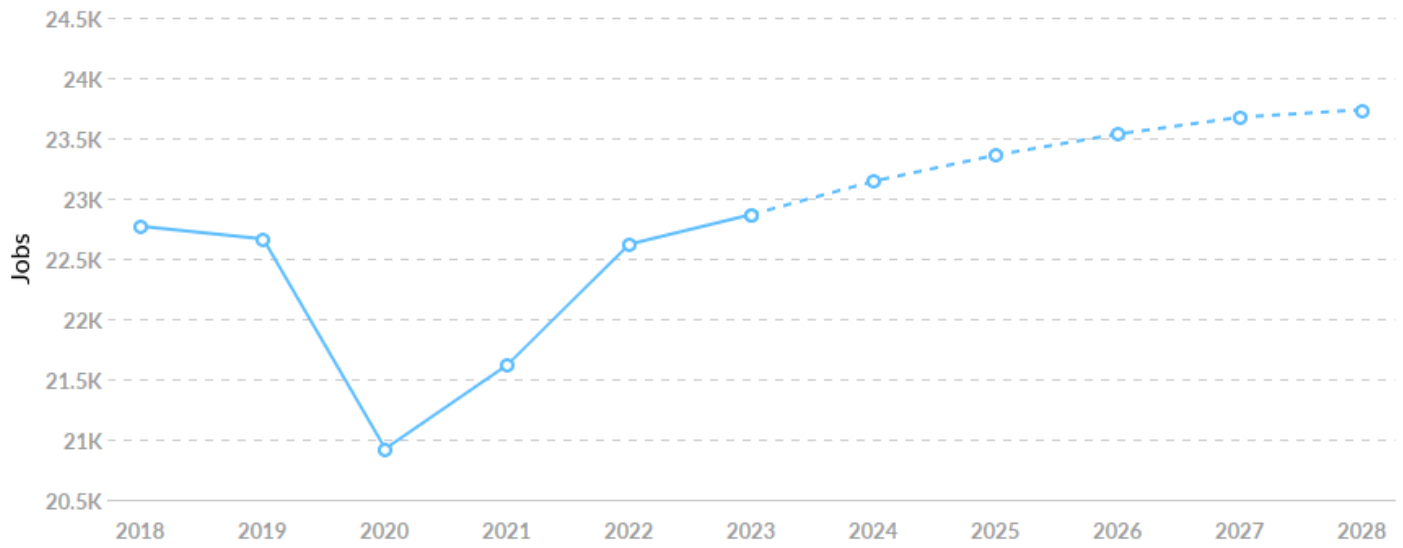
As of 2023 the region's population **increased by 2.1%** since 2018, growing by 1,018. Population is expected to **decrease by 0.2%** between 2023 and 2028, losing 123.



Timeframe	Population
2018	48,527
2019	48,998
2020	49,525
2021	49,999
2022	49,662
2023	49,545
2024	49,648
2025	49,637
2026	49,598
2027	49,538
2028	49,422

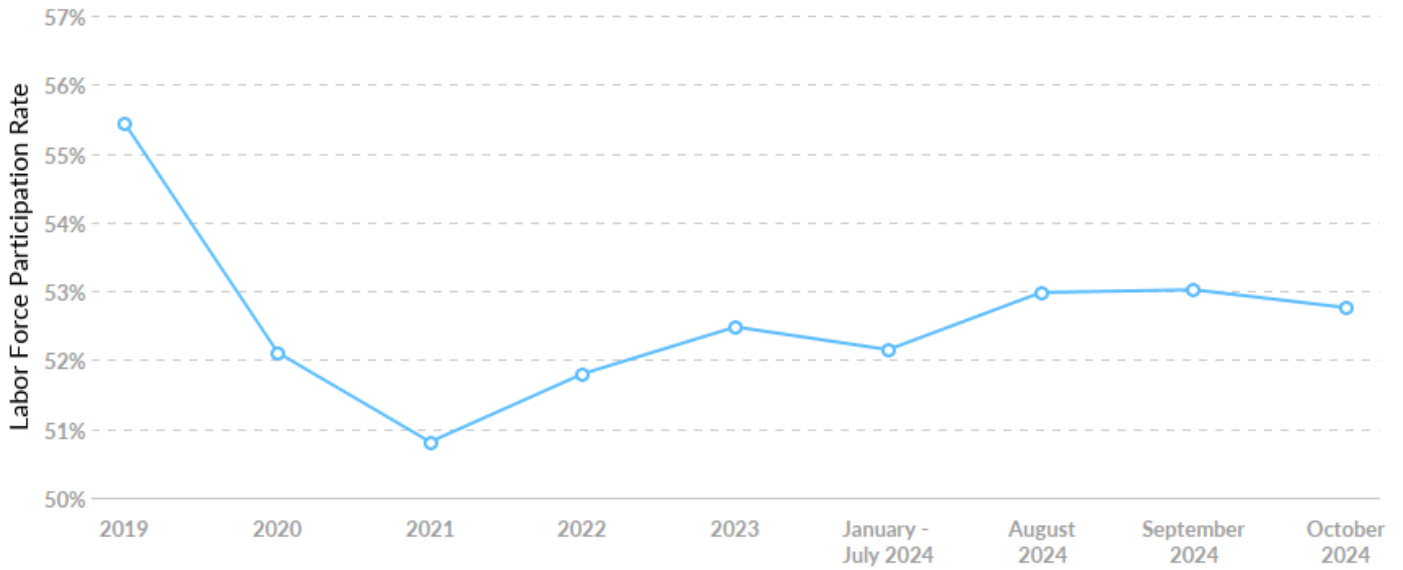
Job Trends

From 2018 to 2023, jobs increased by 0.4% in Douglas County, NV from 22,769 to **22,867**. This change **fell short of the national growth rate of 4.5% by 4.1%**.



Timeframe	Jobs
2018	22,769
2019	22,664
2020	20,922
2021	21,618
2022	22,620
2023	22,867
2024	23,143
2025	23,360
2026	23,534
2027	23,674
2028	23,736

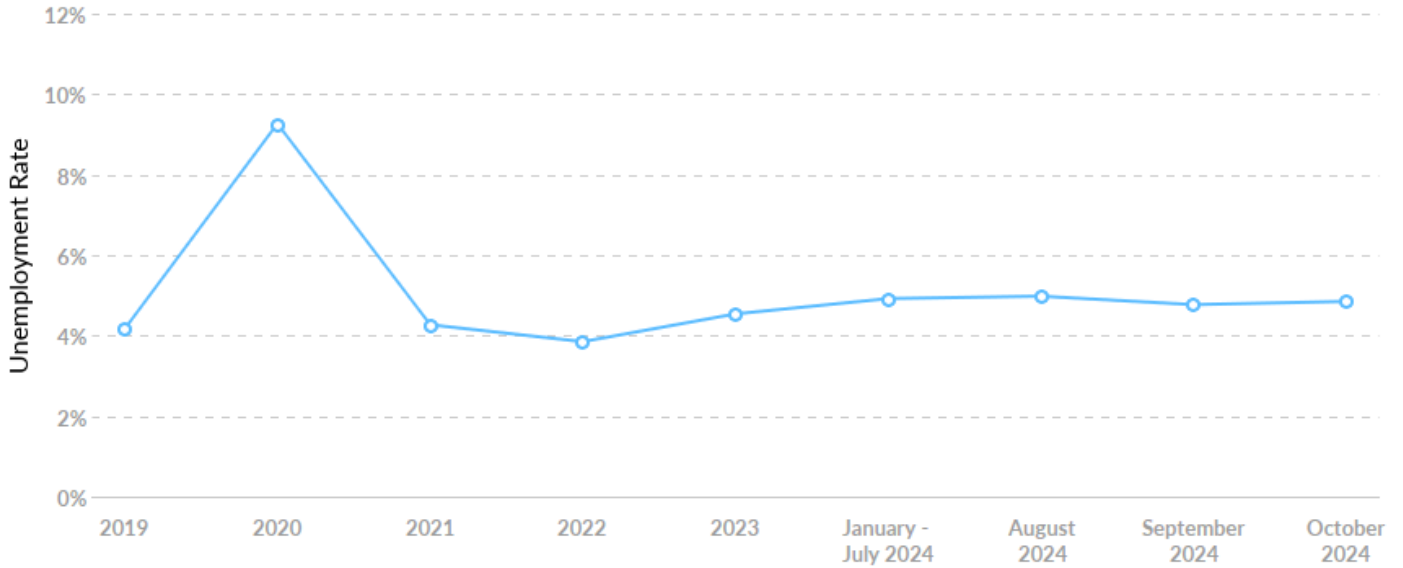
Labor Force Participation Rate Trends



Timeframe	Labor Force Participation Rate
2019	55.43%
2020	52.11%
2021	50.81%
2022	51.80%
2023	52.48%
January - July 2024	52.15%
August 2024	52.98%
September 2024	53.02%
October 2024	52.76%

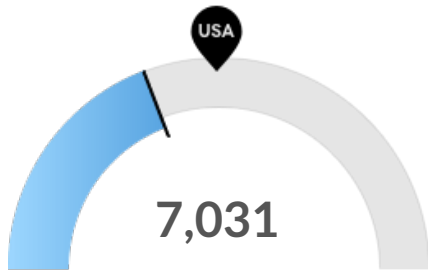
Unemployment Rate Trends

Douglas County, NV had an October 2024 unemployment rate of 4.85%, **increasing from 4.16%** 5 years before.



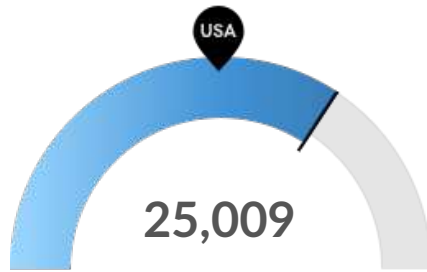
Timeframe	Unemployment Rate
2019	4.16%
2020	9.26%
2021	4.27%
2022	3.85%
2023	4.54%
January - July 2024	4.92%
August 2024	4.98%
September 2024	4.77%
October 2024	4.85%

Population Characteristics



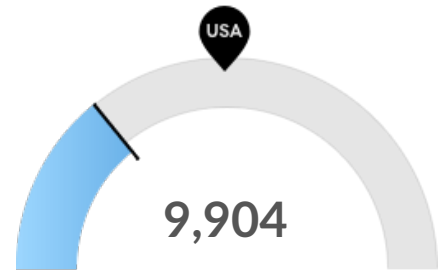
Millennials

Douglas County, NV has 7,031 millennials (ages 25-39). The national average for an area this size is 10,067.



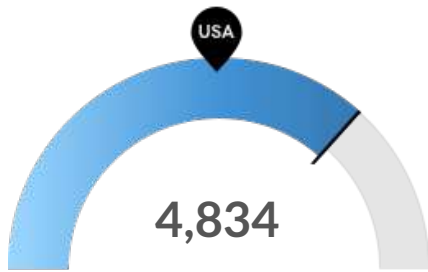
Retiring Soon

Retirement risk is high in Douglas County, NV. The national average for an area this size is 14,956 people 55 or older, while there are 25,009 here.



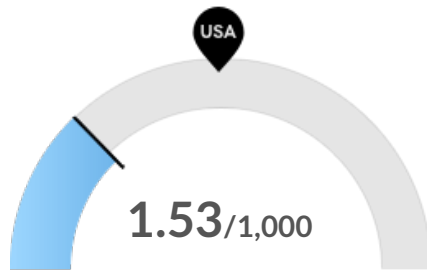
Racial Diversity

Racial diversity is low in Douglas County, NV. The national average for an area this size is 20,634 racially diverse people, while there are 9,904 here.



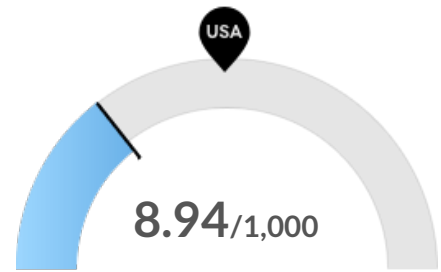
Veterans

Douglas County, NV has 4,834 veterans. The national average for an area this size is 2,539.



Violent Crime

Douglas County, NV has 1.53 violent crimes per 1,000 people. The national rate is 3.6 per 1,000 people.

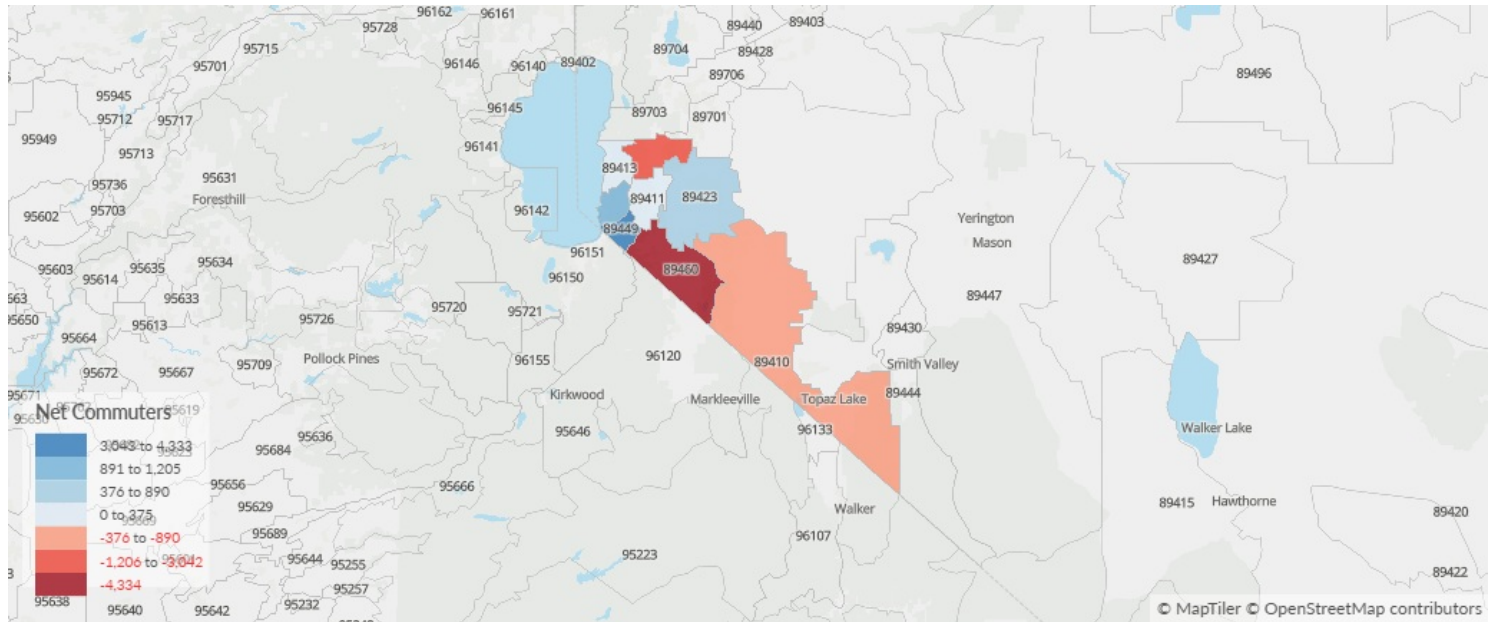


Property Crime

Douglas County, NV has 8.94 property crimes per 1,000 people. The national rate is 18.22 per 1,000 people.

Place of Work vs Place of Residence

Understanding where talent in Douglas County, NV currently works compared to where talent lives can help you optimize site decisions. For example, the #1 ranked ZIP for employment ranks #2 for resident workers. The top ZIP for resident workers is 89460.



Where Talent Works

ZIP	Name	2023 Employment
89423	Minden, NV (in Douglas...)	6,372
89410	Gardnerville, NV (in Do...)	5,395
89449	Stateline, NV (in Dougl...)	4,072
89460	Gardnerville, NV (in Do...)	3,054
89705	Carson City, NV (in Dou...)	1,740

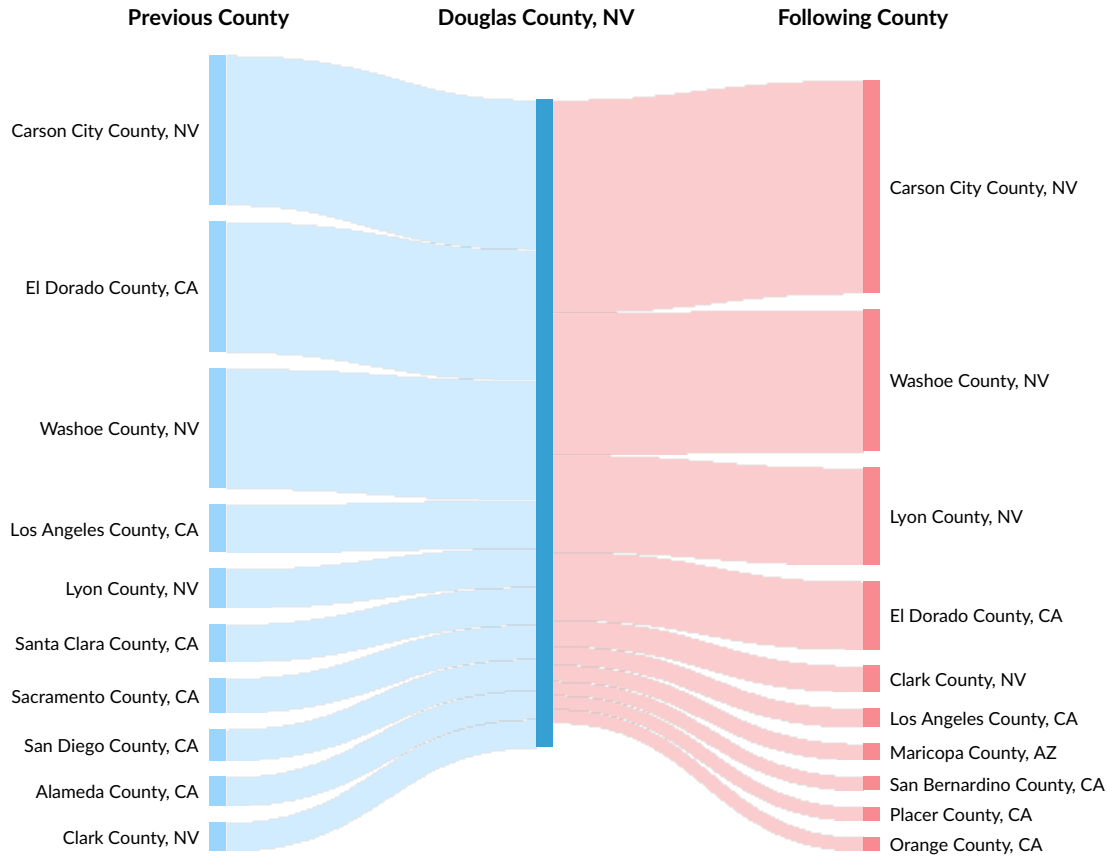
Where Talent Lives

ZIP	Name	2023 Workers
89460	Gardnerville, NV (in Do...)	7,387
89423	Minden, NV (in Douglas...)	5,783
89410	Gardnerville, NV (in Do...)	5,771
89705	Carson City, NV (in Dou...)	2,947
89449	Stateline, NV (in Dougl...)	1,029

Inbound and Outbound Migration

The table below analyzes past and current residents of Douglas County, NV. The left column shows residents of other counties migrating to Douglas County, NV. The right column shows residents migrating from Douglas County, NV to other counties.

As of 2022, **378** people have migrated from Carson City County, NV to Douglas County, NV. In the same year, **538** people left Douglas County, NV migrating to Carson City County, NV. The total Net Migration for Douglas County, NV in 2022 was **181**.

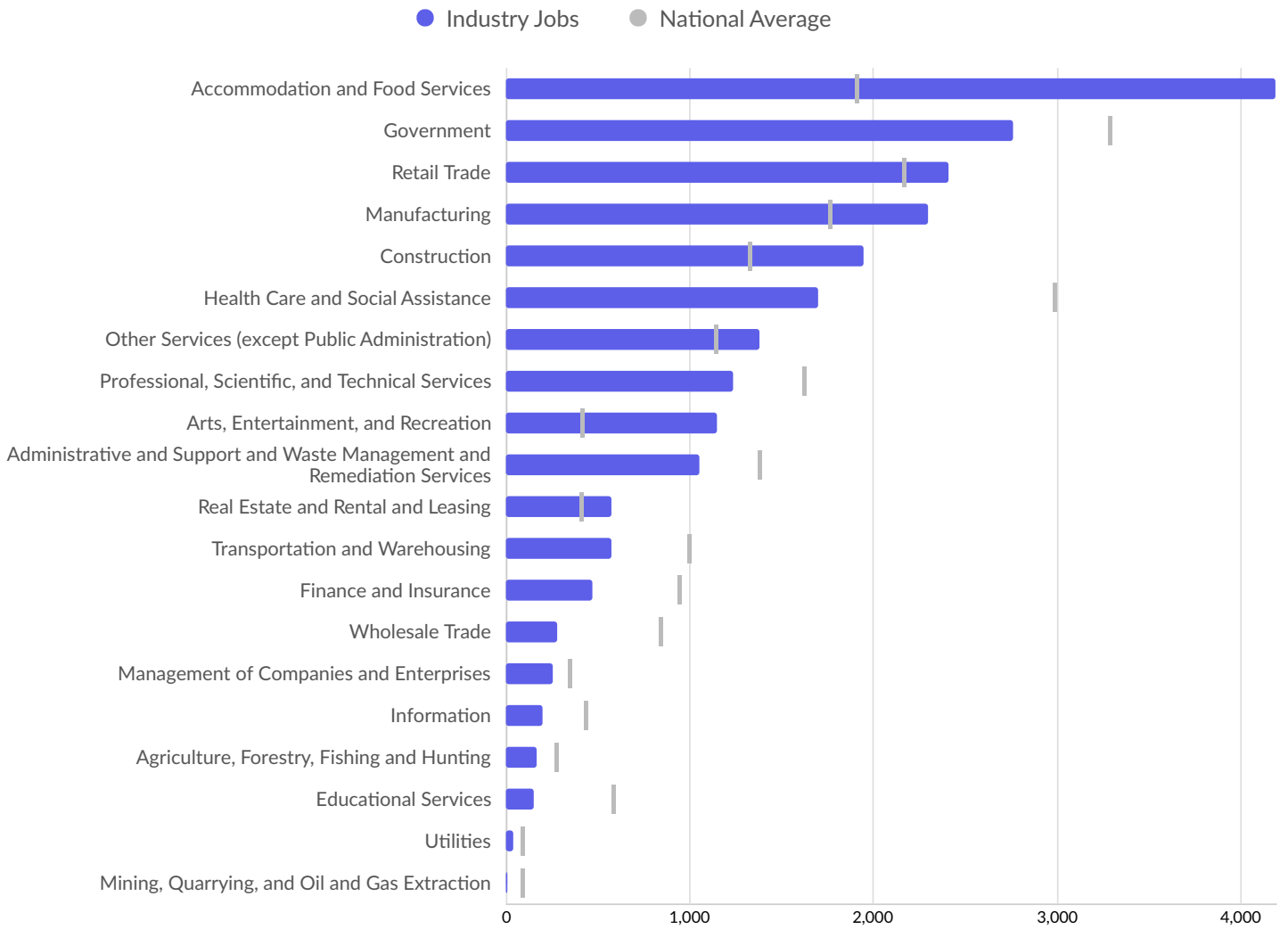


Top Previous Counties	Migrations
Carson City County, NV	378
El Dorado County, CA	330
Washoe County, NV	303
Los Angeles County, CA	121
Lyon County, NV	99
Santa Clara County, CA	95

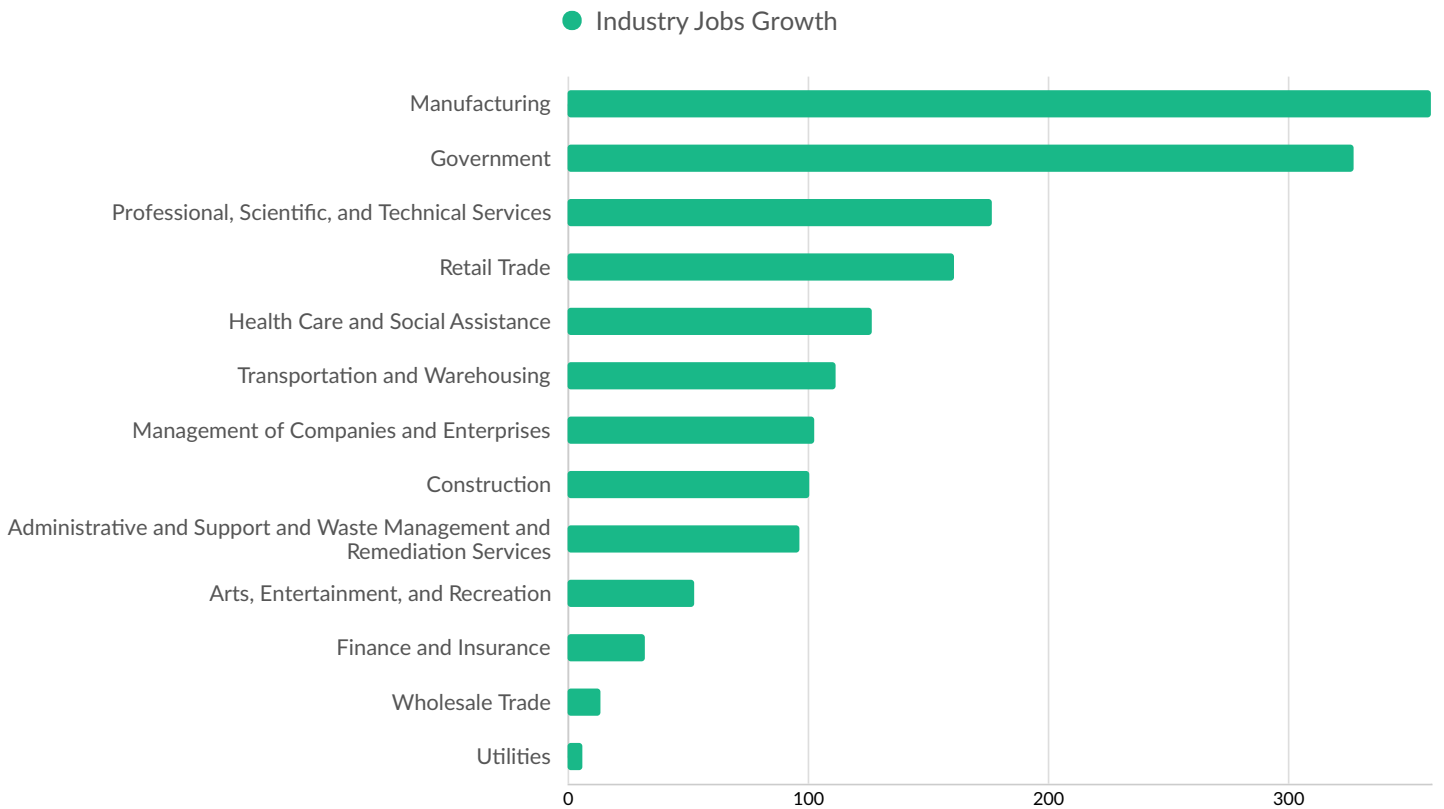
Top Previous Counties	Migrations
Sacramento County, CA	87
San Diego County, CA	79
Alameda County, CA	73
Clark County, NV	72
Riverside County, CA	67
Contra Costa County, CA	59
Orange County, CA	52
Ventura County, CA	51
San Bernardino County, CA	50
Top Following Counties	Migrations
Carson City County, NV	538
Washoe County, NV	359
Lyon County, NV	245
El Dorado County, CA	172
Clark County, NV	66
Los Angeles County, CA	47
Maricopa County, AZ	42
San Bernardino County, CA	35
Placer County, CA	35
Orange County, CA	35
Riverside County, CA	35
Santa Clara County, CA	35
Churchill County, NV	35
Monterey County, CA	35
Alameda County, CA	35

Industry Characteristics

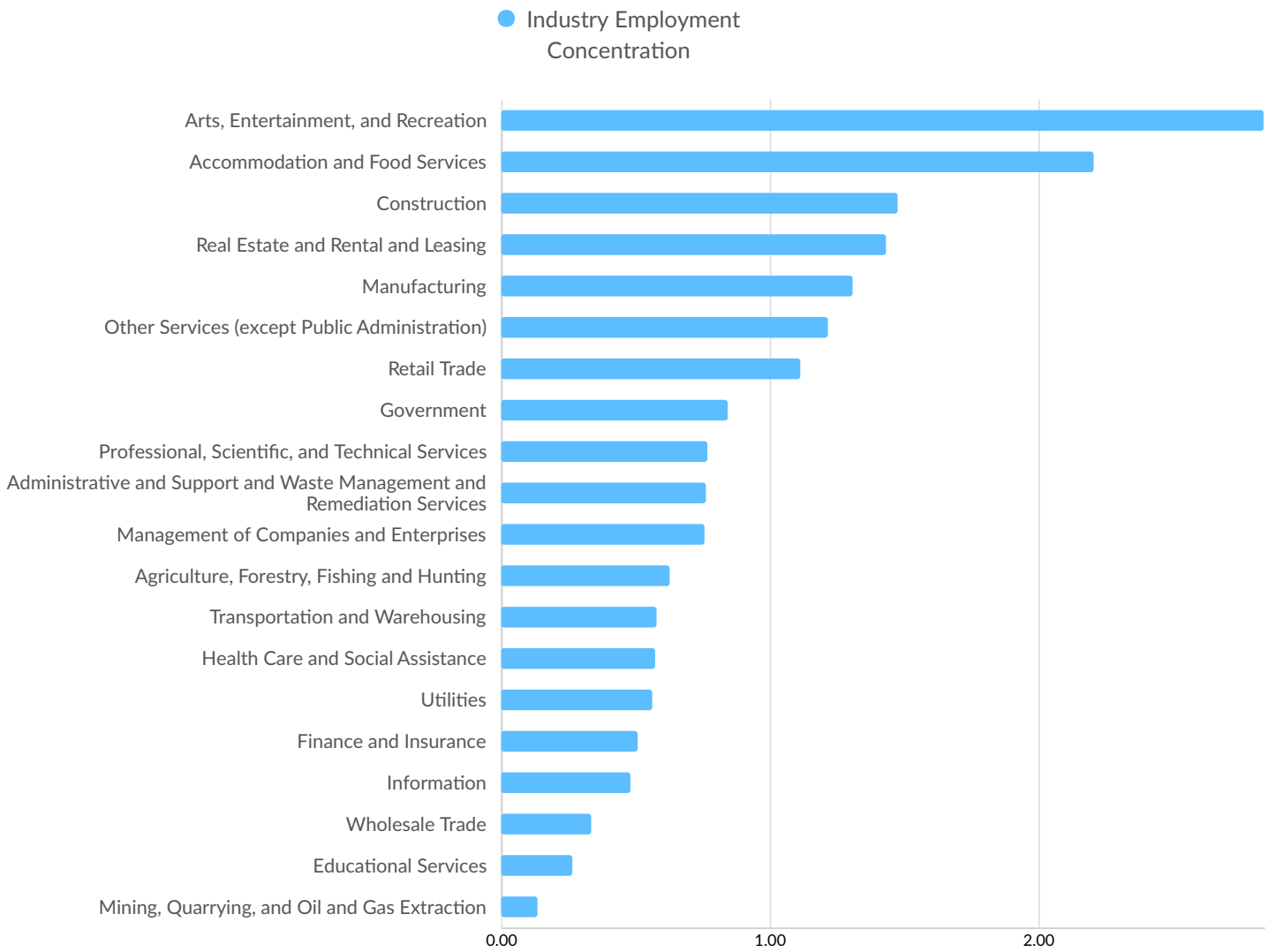
Largest Industries



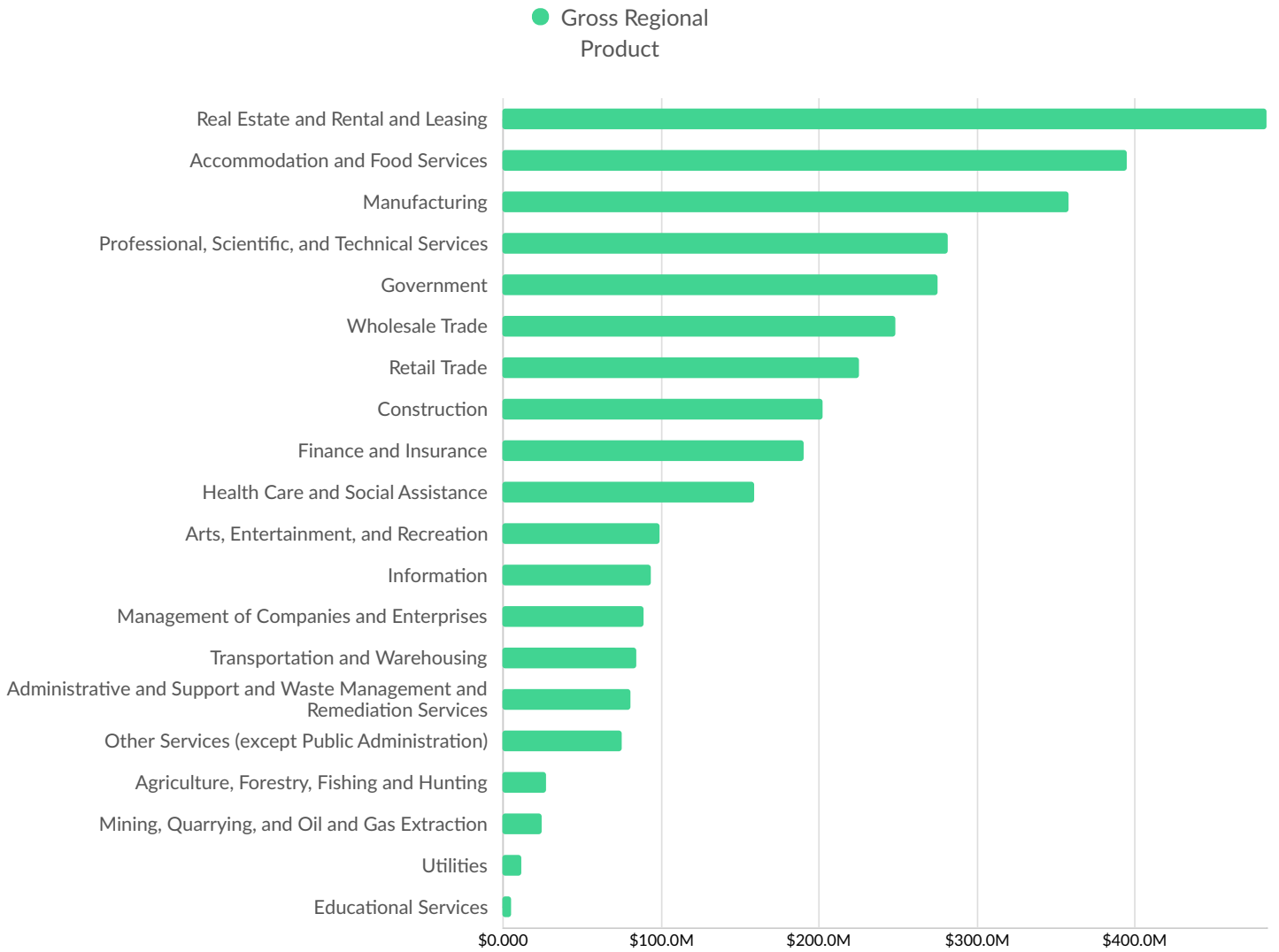
Top Growing Industries



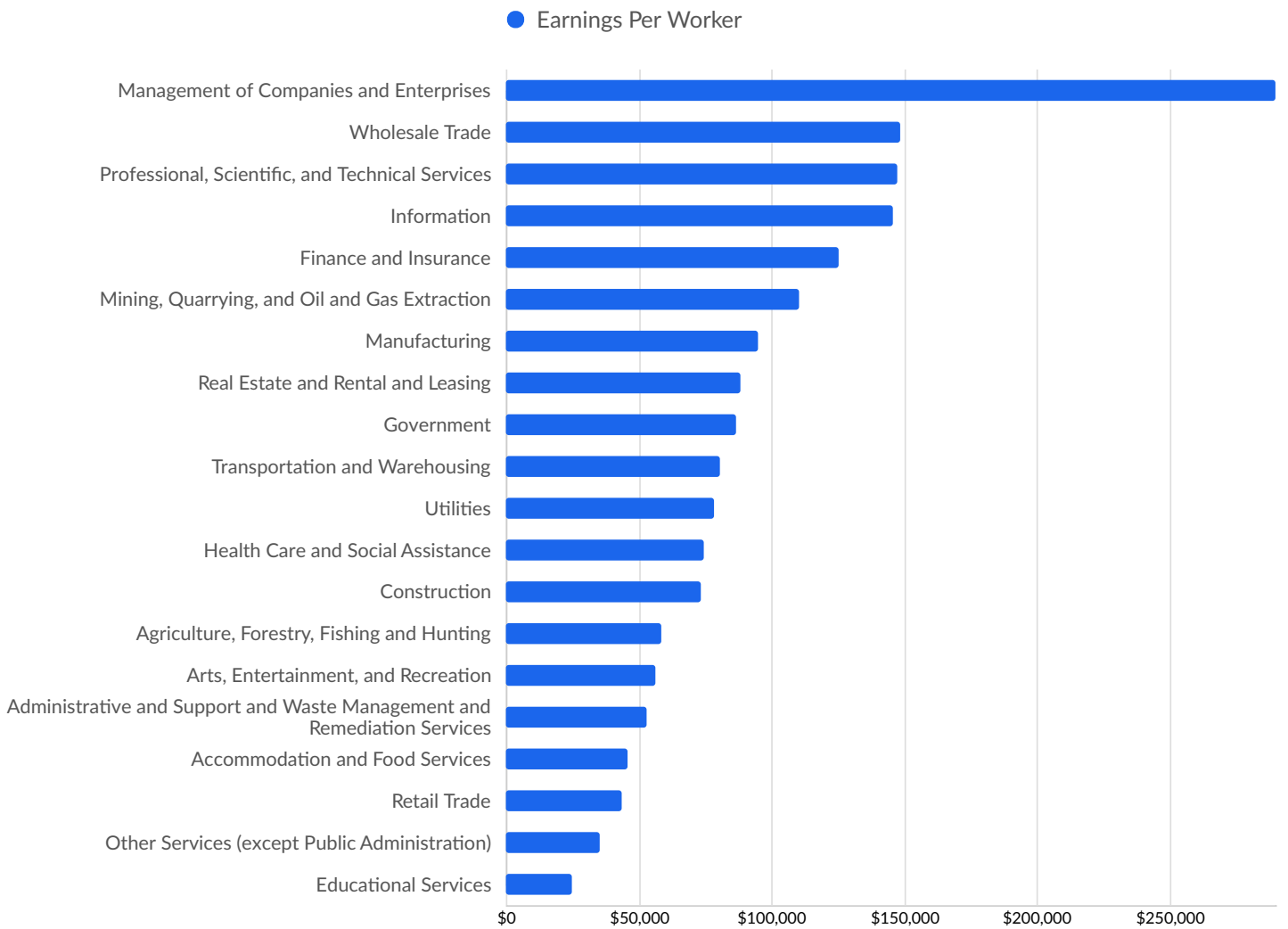
Top Industry Employment Concentration



Top Industry GRP























Top Industry Earnings



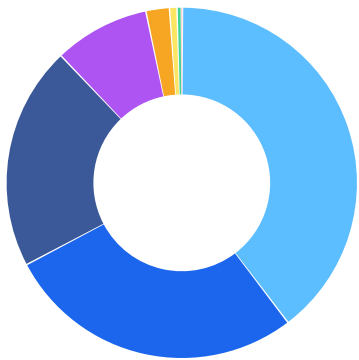
Business Characteristics

11,710 Companies Employ Your Workers

Online profiles for your workers mention 11,710 companies as employers, with the top 10 appearing below. In the last 12 months, 852 companies in Douglas County, NV posted job postings, with the top 10 appearing below.

Top Companies	Profiles	Top Companies Posting	Unique Postings
State of Nevada	1,613 	State of Nevada	358 
Carson Tahoe Health	247 	Caesars Entertainment	319 
Western Nevada College	239 	Carson Agency	191 
Carson City School District	230 	Ballys Hotel & Casino	186 
Caesars Entertainment	193 	Aramark	167 
Douglas County School District	190 	Landry's	110 
Carson Tahoe Healthcare	169 	Golden Nugget	95 
Carson City, Nevada	163 	Starbucks	83 
Walmart	153 	Douglas County School District	82 
Starbucks	136 	Douglas County	77 

Business Size

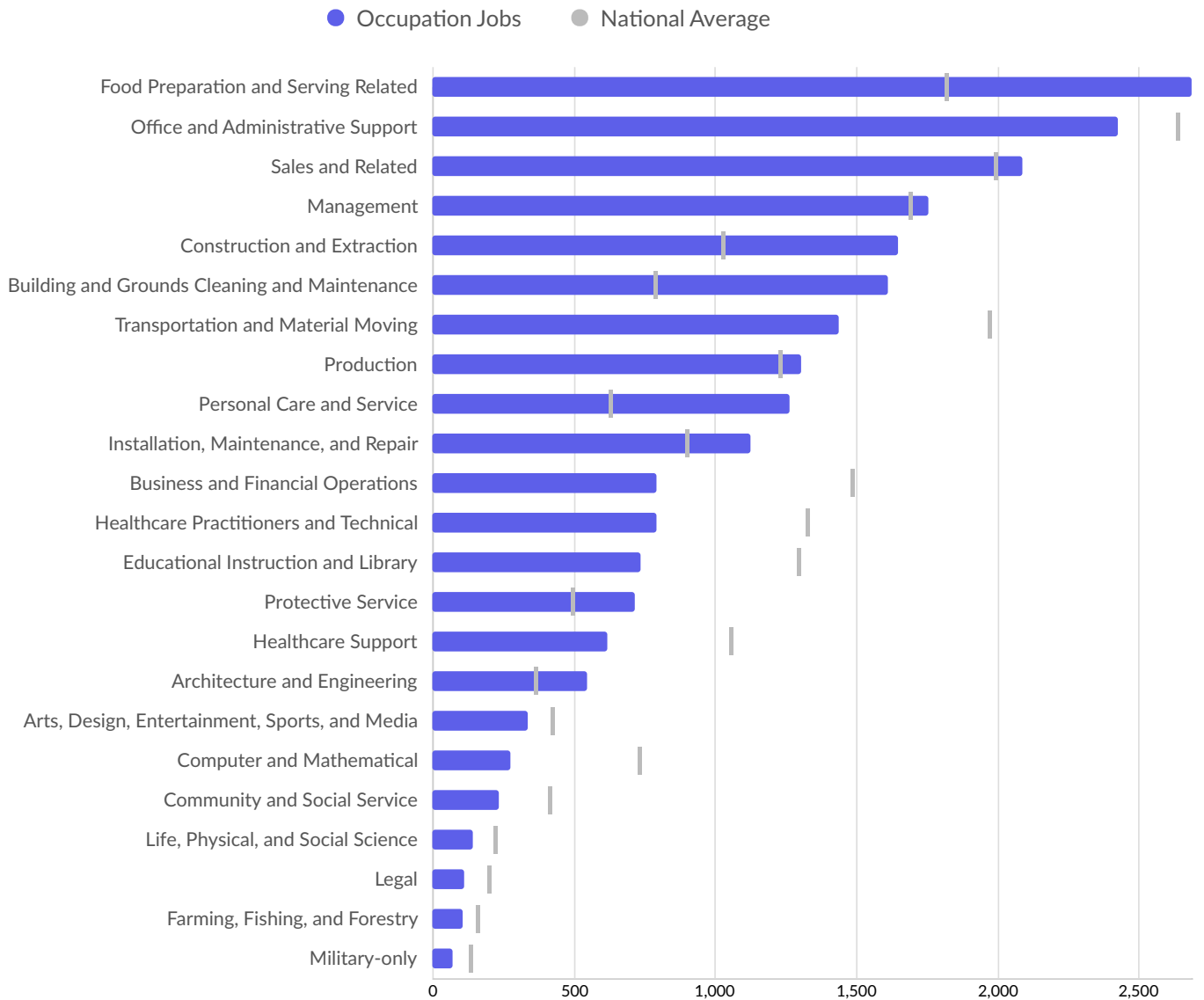


	Percentage	Business Count
● 1 to 4 employees	39.6%	1,096
● 5 to 9 employees	27.6%	765
● 10 to 19 employees	20.6%	571
● 20 to 49 employees	8.8%	244
● 50 to 99 employees	2.2%	60
● 100 to 249 employees	0.7%	19
● 250 to 499 employees	0.4%	11
● 500+ employees	0.1%	3

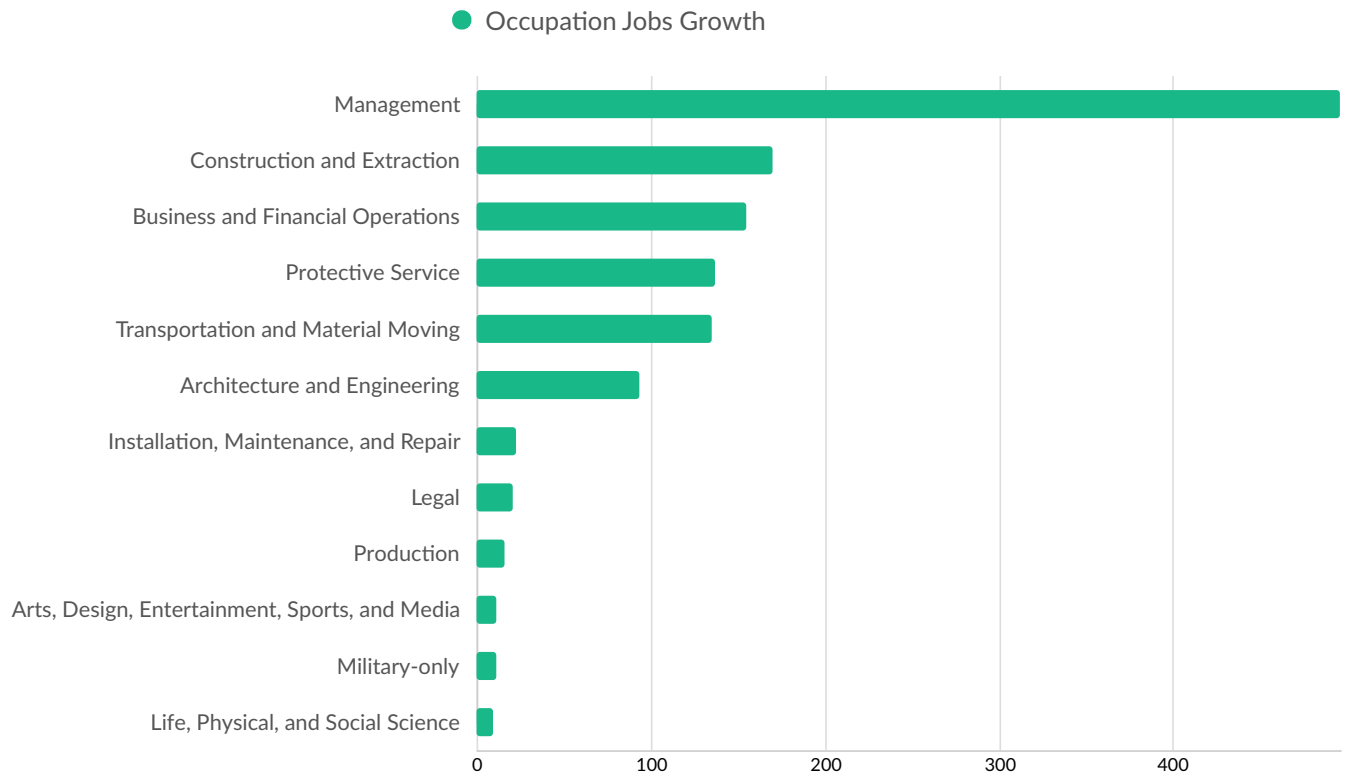
**Business Data by DatabaseUSA.com is third-party data provided by Lightcast to its customers as a convenience, and Lightcast does not endorse or warrant its accuracy or consistency with other published Lightcast data. In most cases, the Business Count will not match total companies with profiles on the summary tab.*

Workforce Characteristics

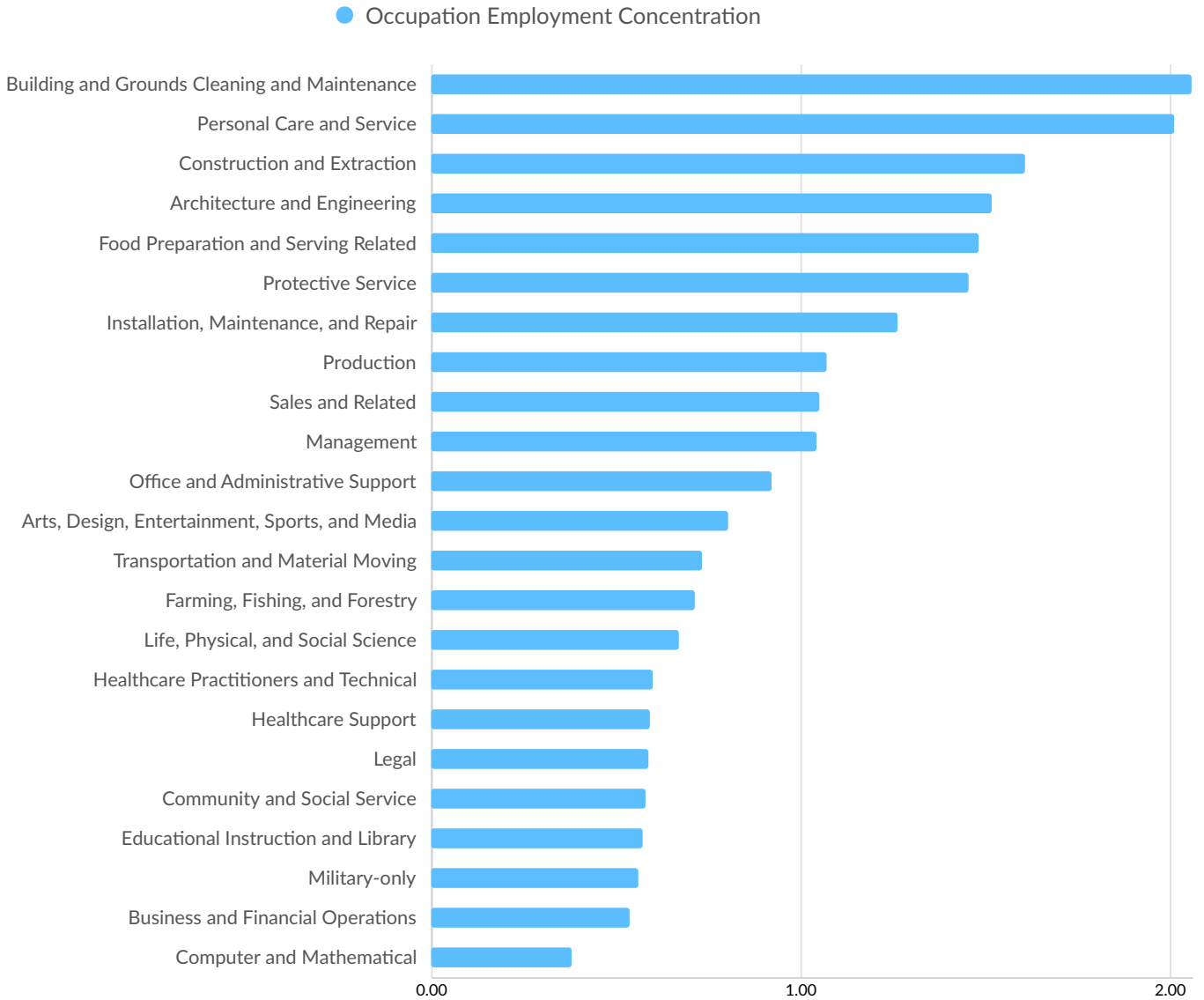
Largest Occupations



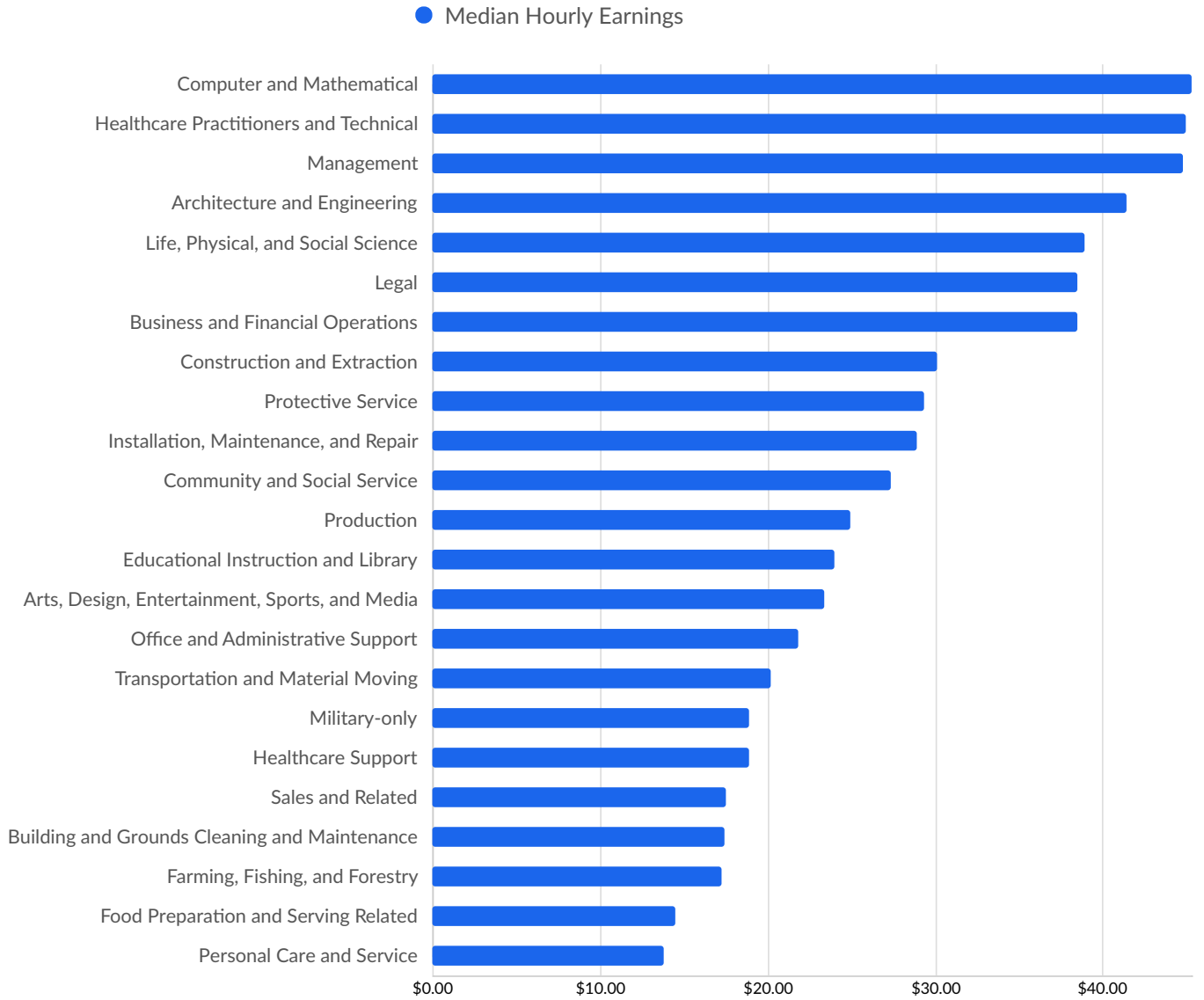
Top Growing Occupations



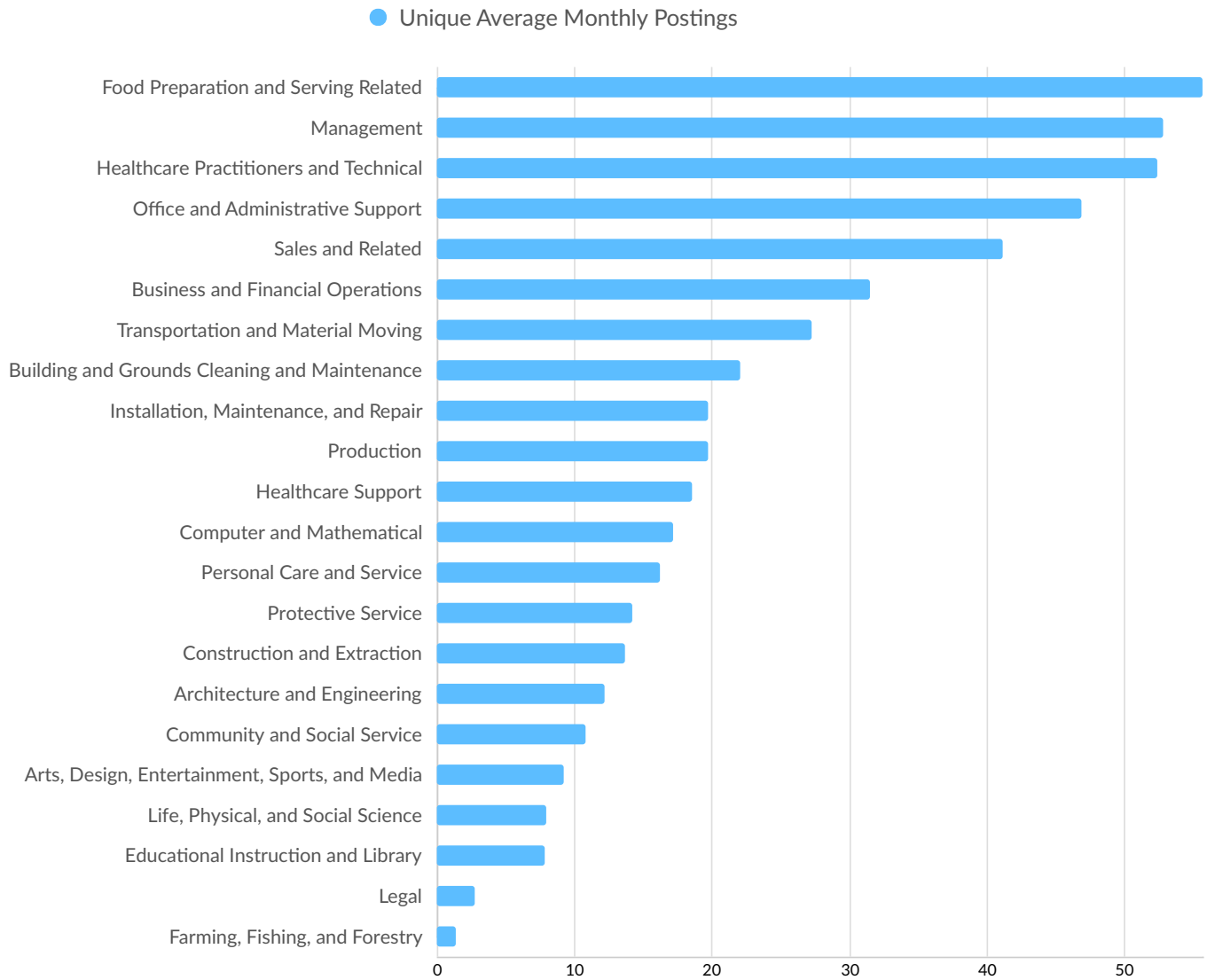
Top Occupation Employment Concentration



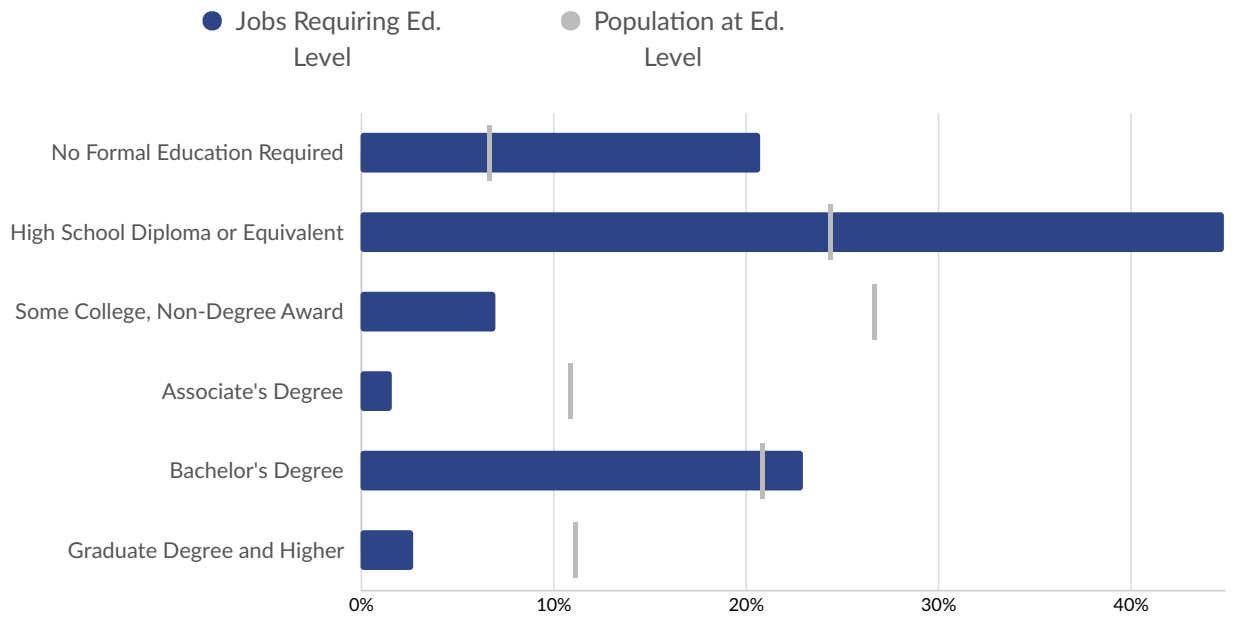
Top Occupation Earnings



Top Posted Occupations



Underemployment



Educational Pipeline

Over the last 5 years, no schools in Douglas County, NV produced graduates.

In-Demand Skills

