



Storey County, NV



GOED

NEVADA GOVERNOR'S OFFICE OF ECONOMIC DEVELOPMENT

808 W. Nye Lane
Carson City, Nevada 89703

Contents

Report Parameters	1
Economy Overview	2
Unemployment by Demographics	4
Historic & Projected Trends	8
Population Characteristics	12
Inbound and Outbound Migration	14
Industry Characteristics	16
Business Characteristics	21
Workforce Characteristics	23
Educational Pipeline	29
In-Demand Skills	30

Report Parameters

1 County

32029 Storey County, NV

Class of Worker

QCEW Employees, Non-QCEW Employees, and Self-Employed

The information in this report pertains to the chosen geographical area.

Economy Overview

4,241

Population (2023)

Population **grew by 214** over the last 5 years and is projected to **grow by 244** over the next 5 years.

19,595

Total Regional Employment

Jobs **grew by 2,375** over the last 5 years and are projected to **grow by 4,440** over the next 5 years.

\$86.9K

Median Household Income (2022)

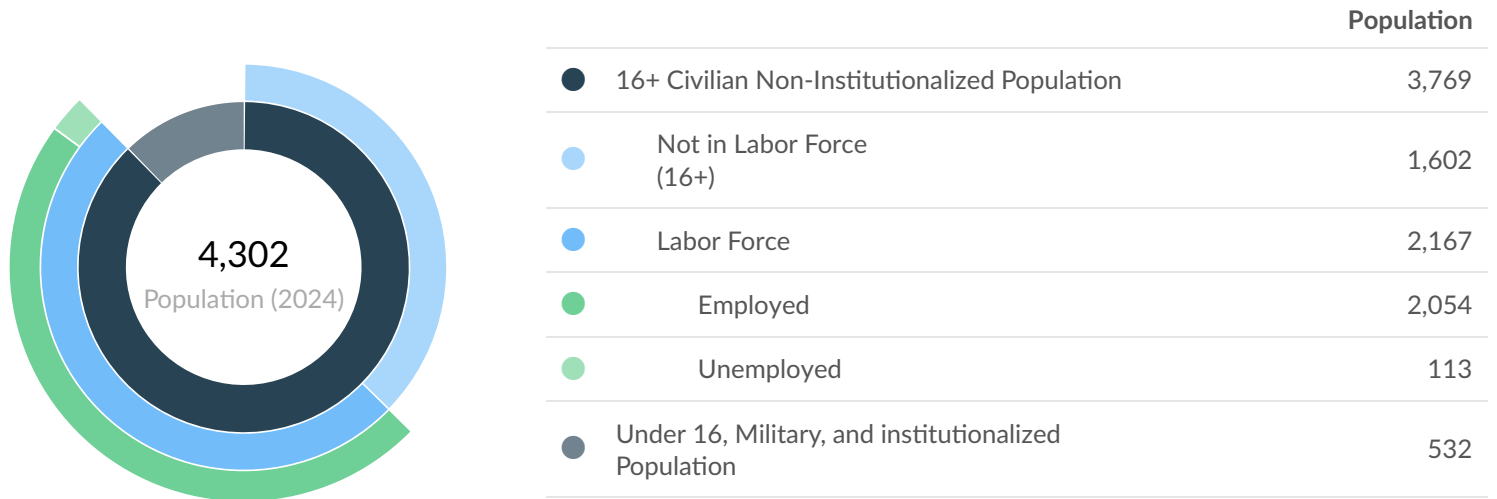
Median household income is **\$11.8K above** the national median household income of \$75.1K.

Takeaways

- As of 2023 the region's population **increased by 5.3%** since 2018, growing by 214. Population is expected to **increase by 5.8%** between 2023 and 2028, adding 244.
- From 2018 to 2023, jobs **increased by 13.8%** in Storey County, NV from 17,220 to **19,595**. This change **outpaced the national growth rate of 4.3% by 9.5%**. As the number of jobs increased, the **labor force participation rate increased from 53.6% to 57.7% between 2018 and 2023**.
- Concerning educational attainment, **16.1% of Storey County, NV residents possess a Bachelor's Degree** (5.1% below the national average), and **9.5% hold an Associate's Degree** (0.7% above the national average).
- The top three industries in 2023 are Other Electrical Equipment and Component Manufacturing, Warehousing and Storage, and Building Equipment Contractors.

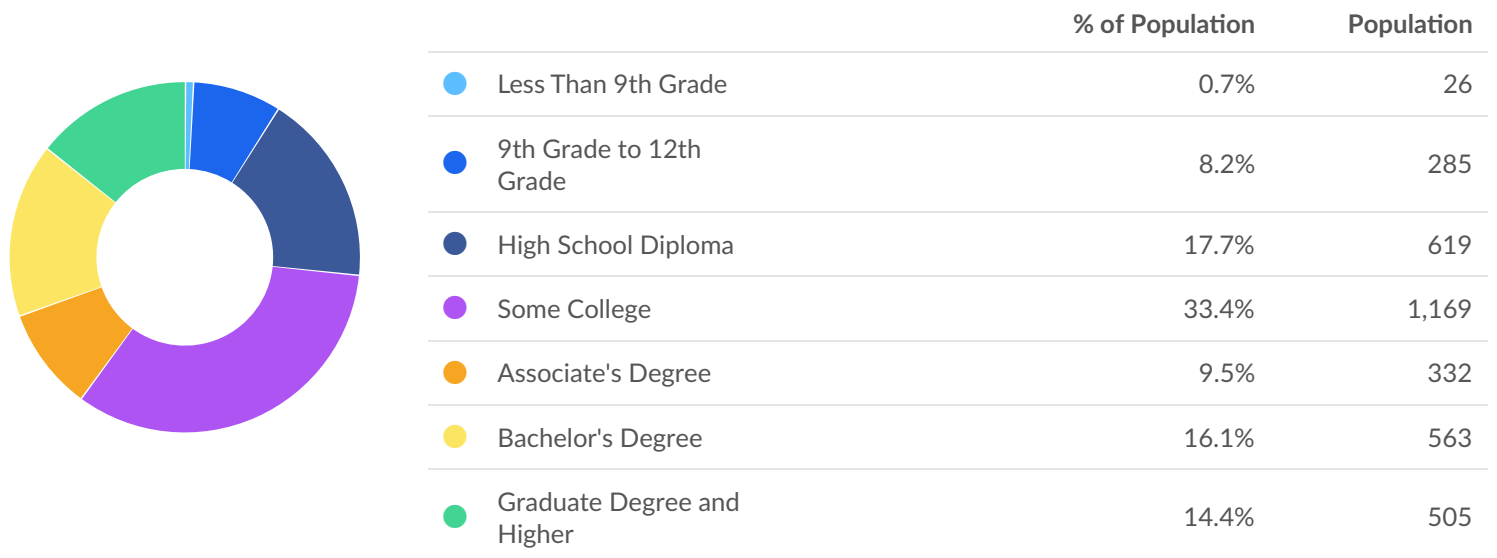
	Population (2024)	Labor Force (Jun 2024)	Jobs (2023)	Cost of Living	GRP	Imports	Exports
Region	4,302	2,167	19,595	119.4	\$3.19B	\$3.95B	\$7.80B
State	3,238,085	1,620,331	1,692,589	112.0	\$239.92B	\$199.79B	\$228.19B

Jun 2024 Labor Force Breakdown



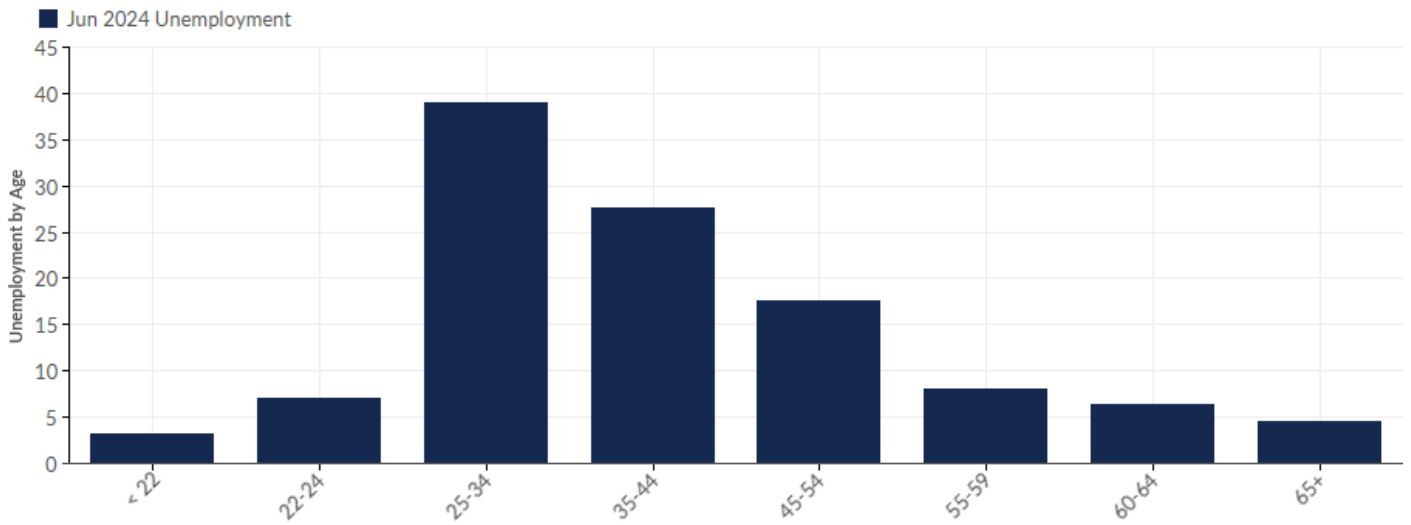
Educational Attainment

Concerning educational attainment, **16.1% of Storey County, NV residents possess a Bachelor's Degree** (5.1% below the national average), and **9.5% hold an Associate's Degree** (0.7% above the national average).



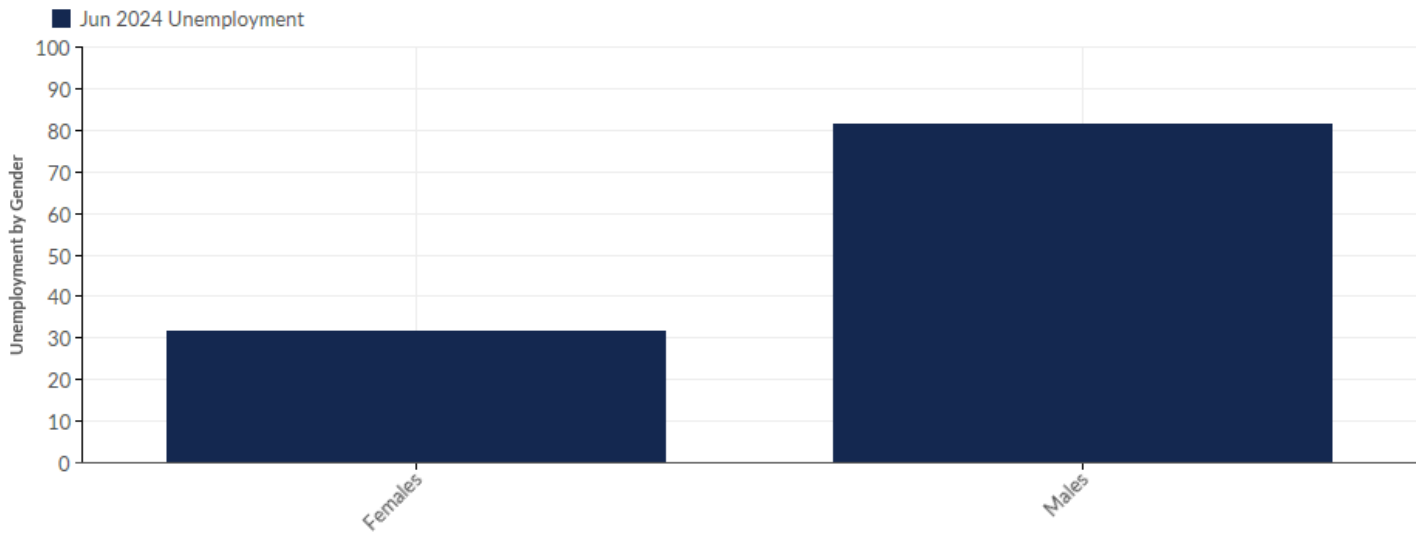
Unemployment by Demographics

Unemployment by Age



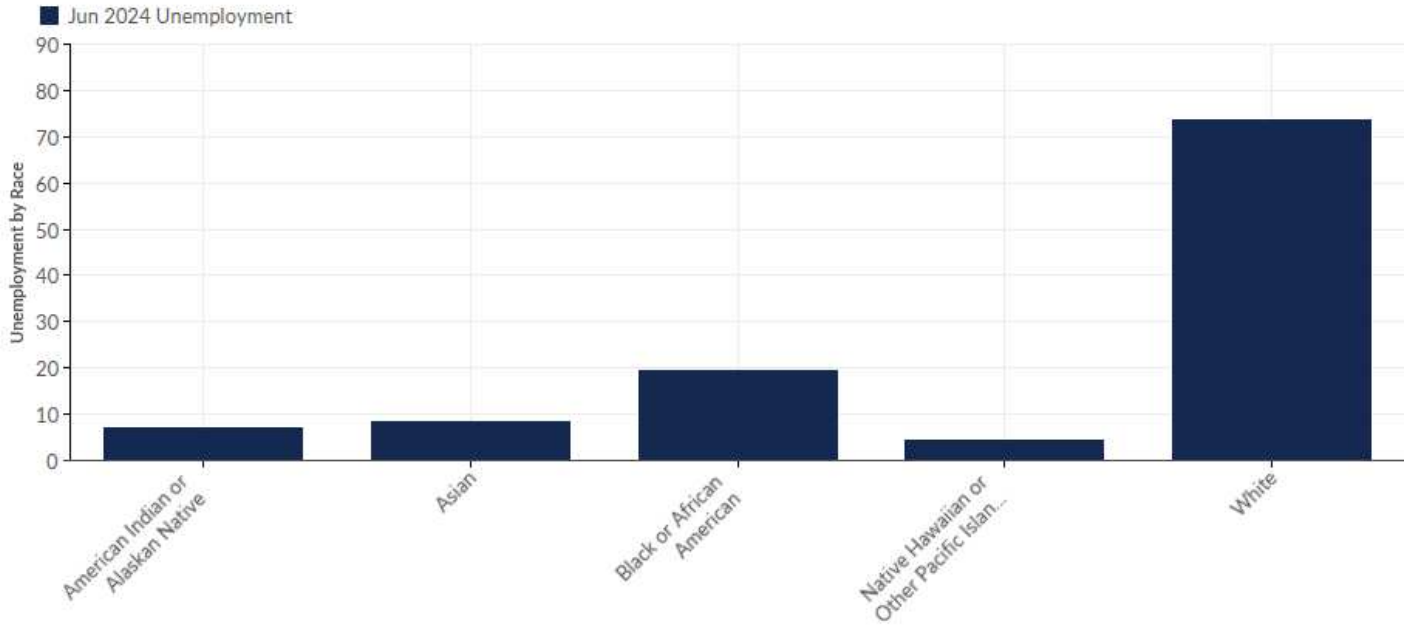
Age	Unemployment (Jun 2024)	% of Unemployed
< 22	3	2.65%
22-24	7	6.19%
25-34	39	34.51%
35-44	28	24.78%
45-54	18	15.93%
55-59	8	7.08%
60-64	6	5.31%
65+	5	4.42%
Total	113	101.00%

Unemployment by Gender



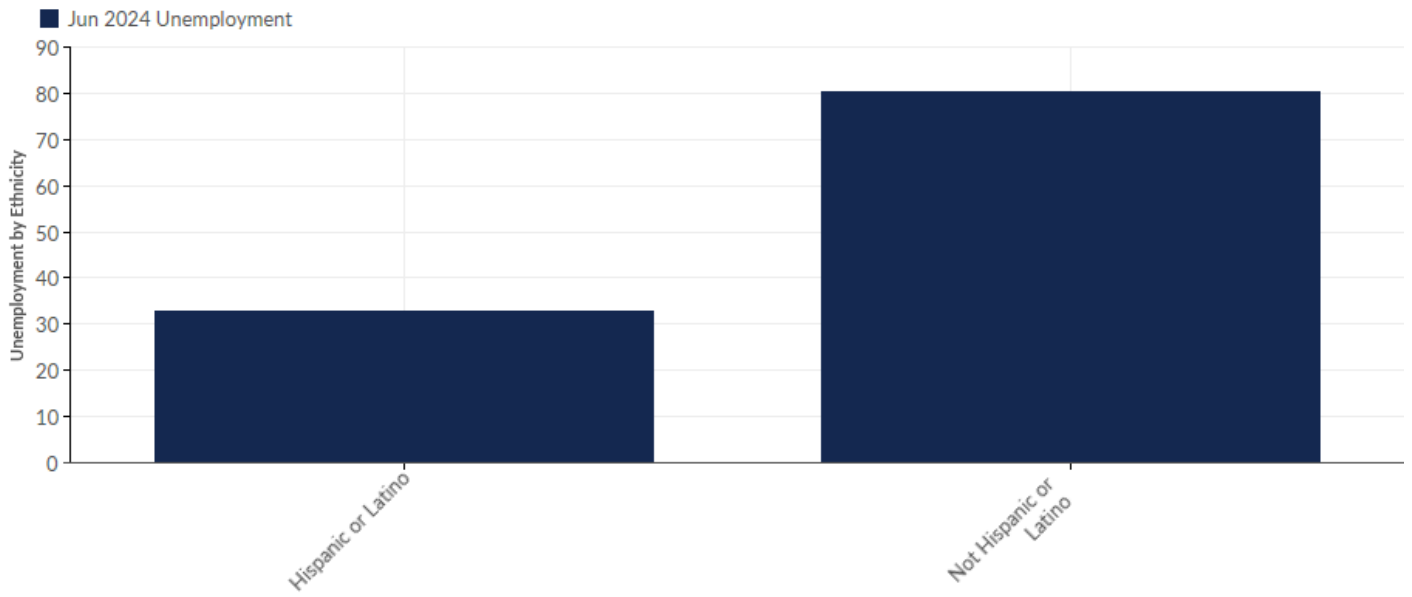
Gender	Unemployment (Jun 2024)	% of Unemployed
Females	32	28.32%
Males	81	71.68%
Total	113	100.00%

Unemployment by Race



Race	Unemployment (Jun 2024)	% of Unemployed
American Indian or Alaskan Native	7	6.19%
Asian	8	7.08%
Black or African American	19	16.81%
Native Hawaiian or Other Pacific Islander	4	3.54%
White	74	65.49%
Total	113	99.00%

Unemployment by Ethnicity

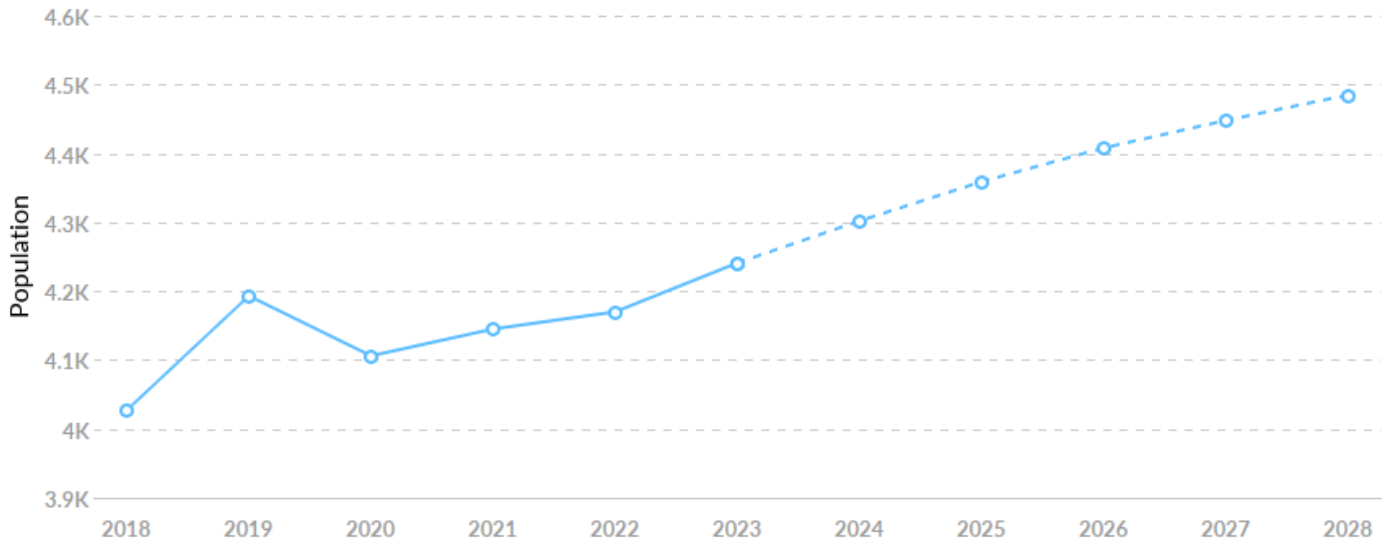


Ethnicity	Unemployment (Jun 2024)	% of Unemployed
Hispanic or Latino	33	29.20%
Not Hispanic or Latino	80	70.80%
Total	113	100.00%

Historic & Projected Trends

Population Trends

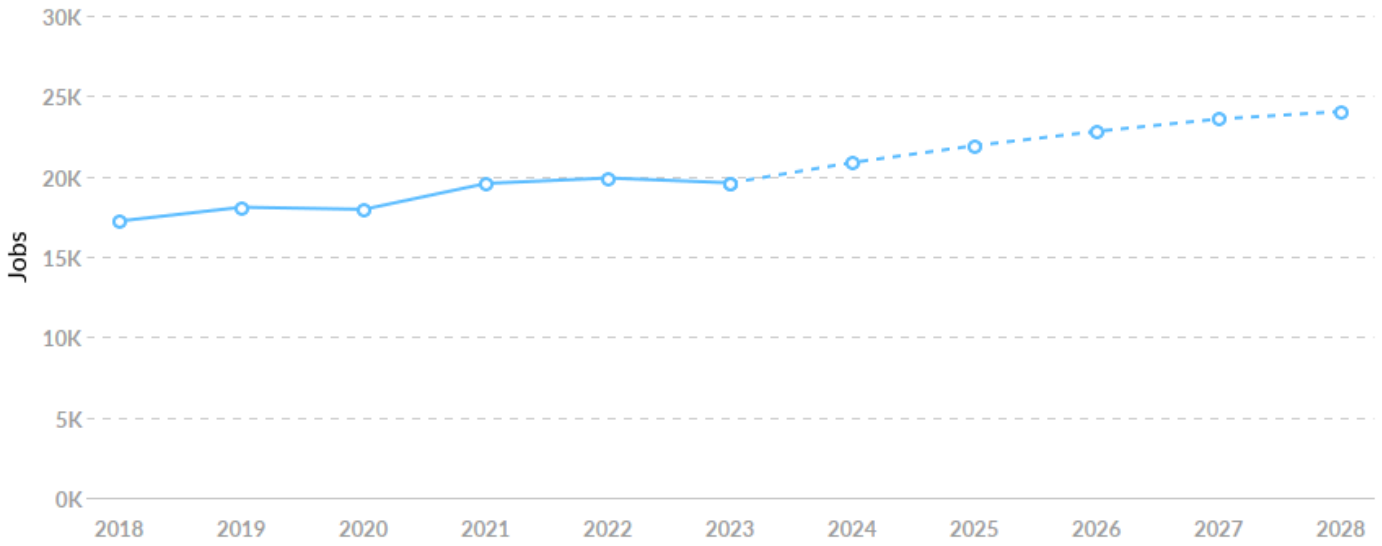
As of 2023 the region's population increased by 5.3% since 2018, growing by 214. Population is expected to increase by 5.8% between 2023 and 2028, adding 244.



Timeframe	Population
2018	4,027
2019	4,193
2020	4,106
2021	4,145
2022	4,170
2023	4,241
2024	4,302
2025	4,359
2026	4,408
2027	4,448
2028	4,485

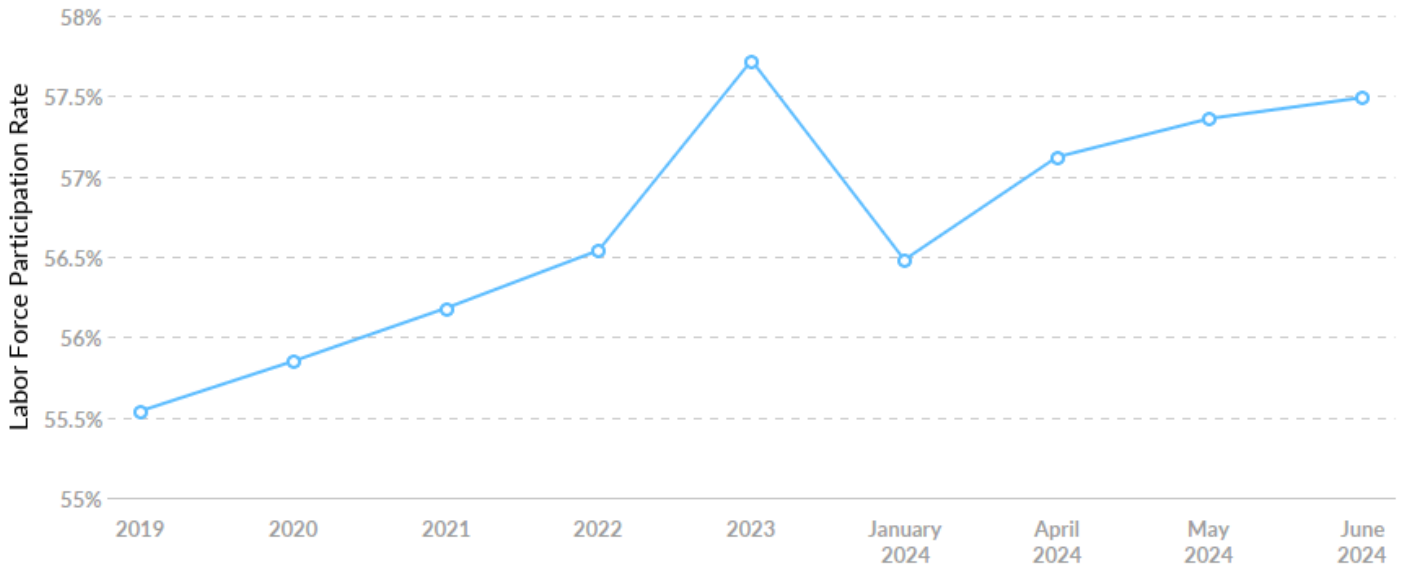
Job Trends

From 2018 to 2023, jobs increased by **13.8%** in Storey County, NV from 17,220 to **19,595**. This change **outpaced the national growth rate of 4.3% by 9.5%**.



Timeframe	Jobs
2018	17,220
2019	18,080
2020	17,946
2021	19,559
2022	19,897
2023	19,595
2024	20,866
2025	21,912
2026	22,803
2027	23,571
2028	24,035

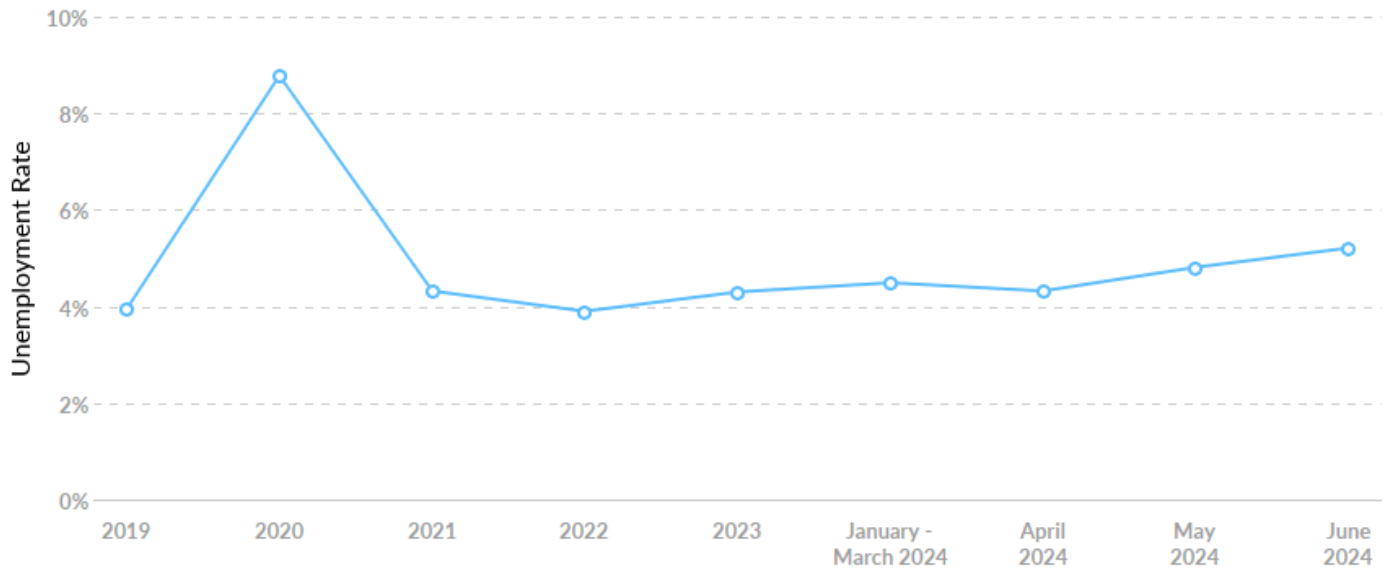
Labor Force Participation Rate Trends



Timeframe	Labor Force Participation Rate
2019	55.54%
2020	55.85%
2021	56.18%
2022	56.54%
2023	57.72%
January 2024	56.48%
April 2024	57.12%
May 2024	57.36%
June 2024	57.49%

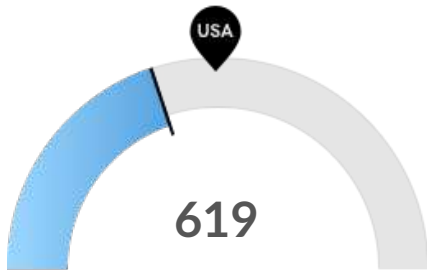
Unemployment Rate Trends

Storey County, NV had a June 2024 unemployment rate of 5.21%, **increasing from 3.94%** 5 years before.



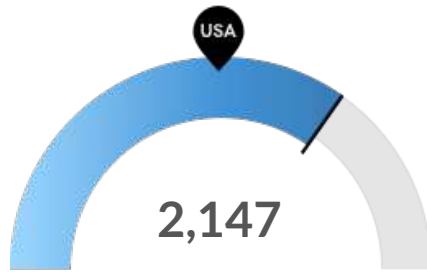
Timeframe	Unemployment Rate
2019	3.94%
2020	8.77%
2021	4.32%
2022	3.90%
2023	4.30%
January - March 2024	4.49%
April 2024	4.32%
May 2024	4.81%
June 2024	5.21%

Population Characteristics



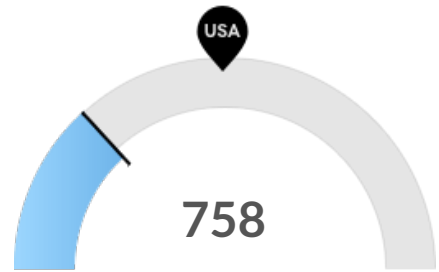
Millennials

Storey County, NV has 619 millennials (ages 25-39). The national average for an area this size is 848.



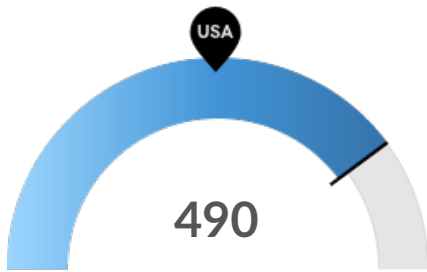
Retiring Soon

Retirement risk is high in Storey County, NV. The national average for an area this size is 1,250 people 55 or older, while there are 2,147 here.



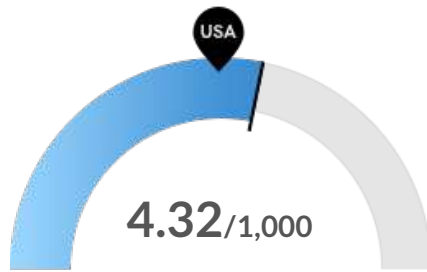
Racial Diversity

Racial diversity is low in Storey County, NV. The national average for an area this size is 1,715 racially diverse people, while there are 758 here.



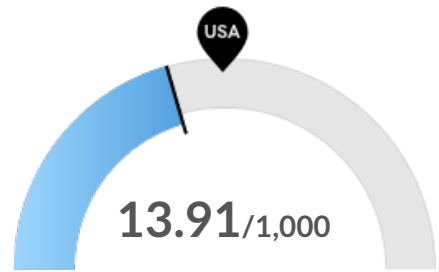
Veterans

Storey County, NV has 490 veterans. The national average for an area this size is 213.



Violent Crime

Storey County, NV has 4.32 violent crimes per 1,000 people. The national rate is 3.6 per 1,000 people.

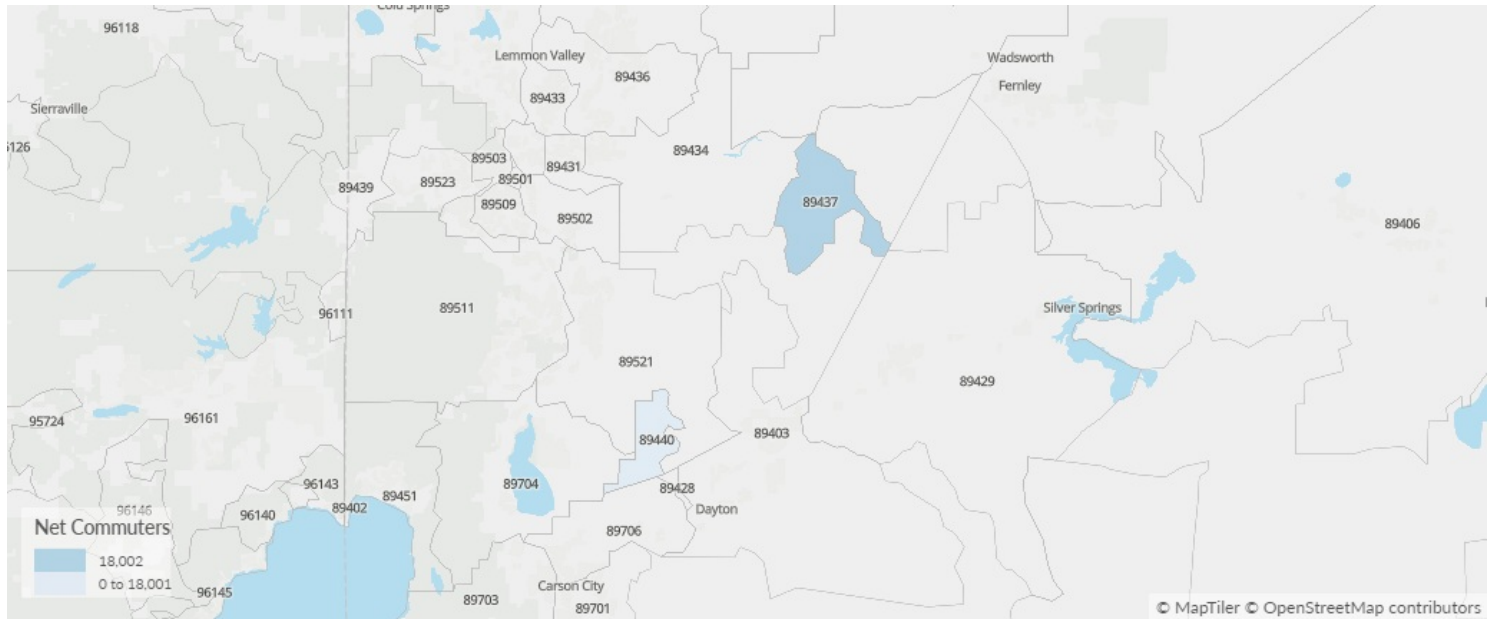


Property Crime

Storey County, NV has 13.91 property crimes per 1,000 people. The national rate is 18.22 per 1,000 people.

Place of Work vs Place of Residence

Understanding where talent in Storey County, NV currently works compared to where talent lives can help you optimize site decisions. For example, the #1 ranked ZIP for employment ranks #2 for resident workers. The top ZIP for resident workers is 89440.



Where Talent Works

ZIP	Name	2023 Employment
89437	Sparks, NV (in Storey co...	18,128
89440	Virginia City, NV (in Sto...	1,467

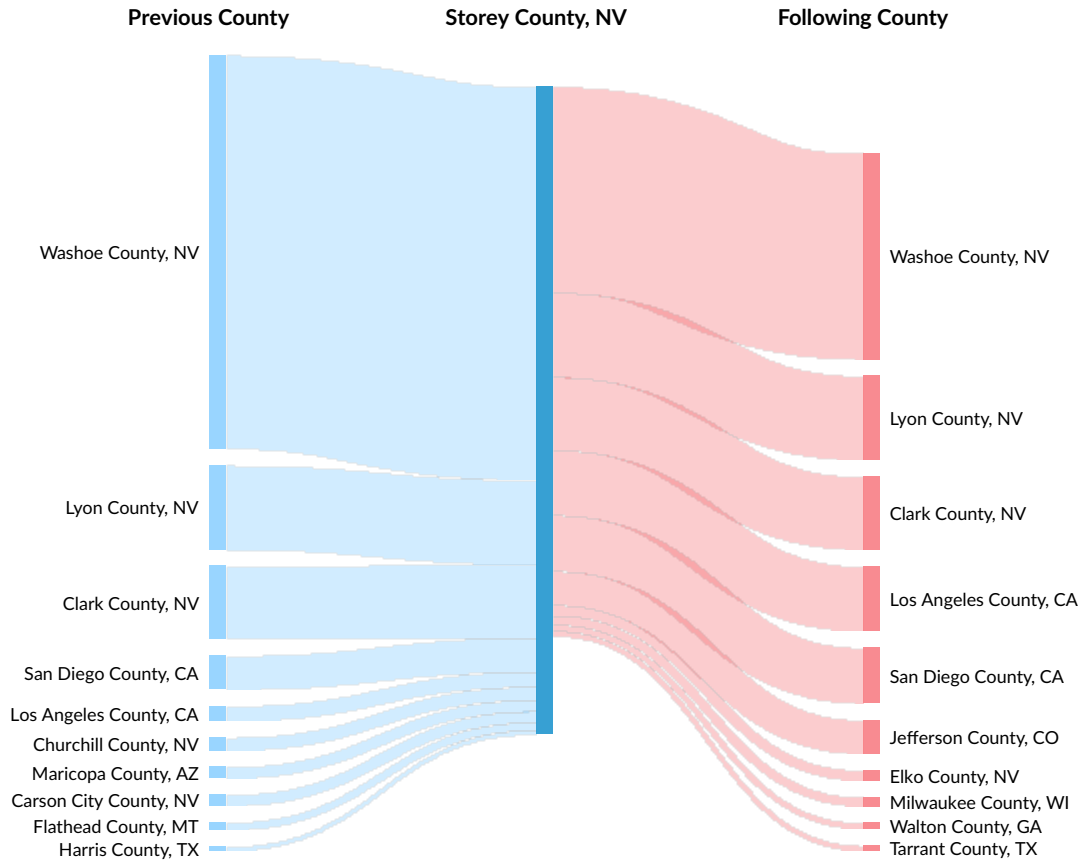
Where Talent Lives

ZIP	Name	2023 Workers
89440	Virginia City, NV (in Sto...	479
89437	Sparks, NV (in Storey co...	125

Inbound and Outbound Migration

The table below analyzes past and current residents of Storey County, NV. The left column shows residents of other counties migrating to Storey County, NV. The right column shows residents migrating from Storey County, NV to other counties.

As of 2021, **187** people have migrated from Washoe County, NV to Storey County, NV. In the same year, **98** people left Storey County, NV migrating to Washoe County, NV. The total Net Migration for Storey County, NV in 2021 was **68**.

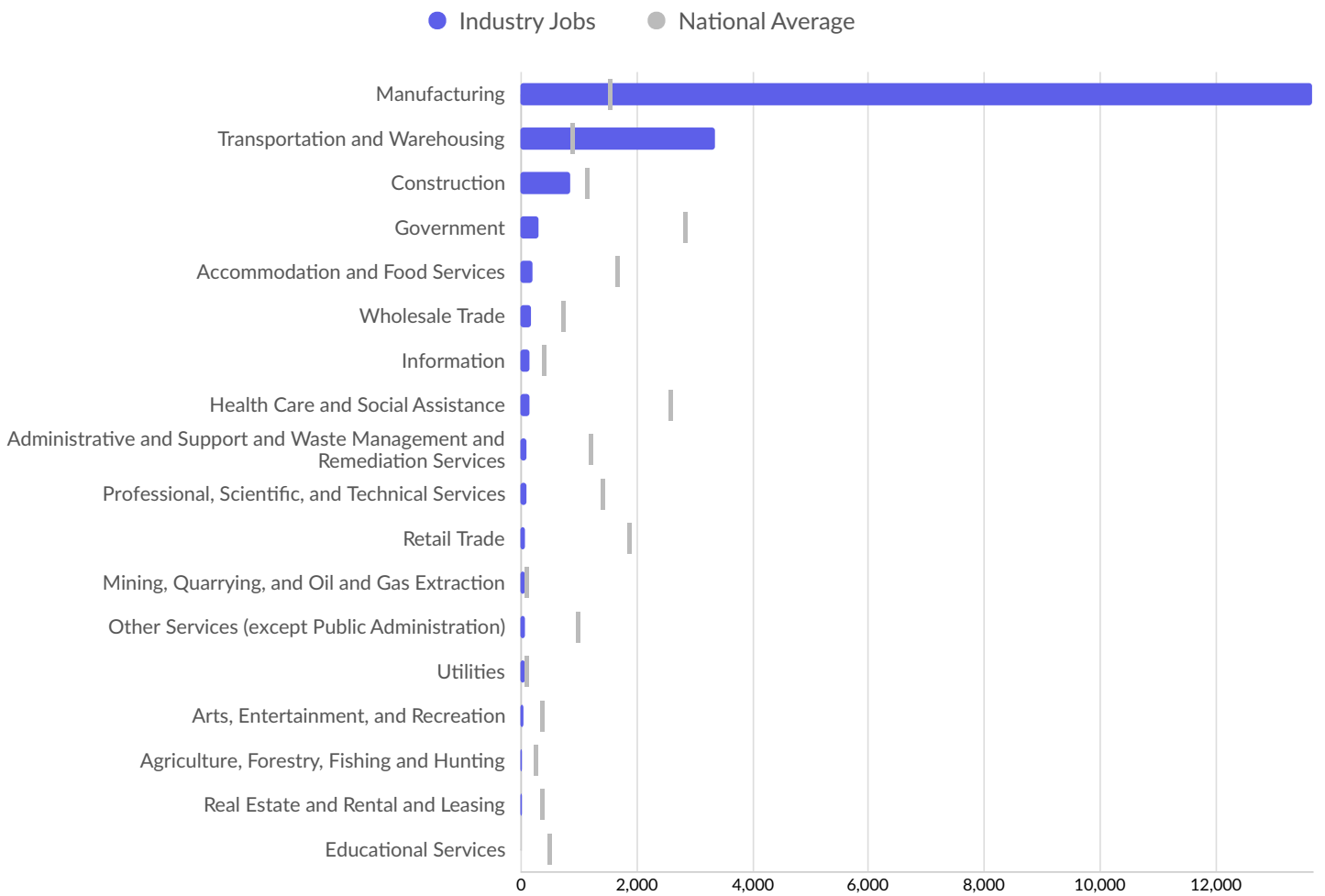


Top Previous Counties	Migrations
Washoe County, NV	187
Lyon County, NV	40
Clark County, NV	35
San Diego County, CA	16
Los Angeles County, CA	7
Churchill County, NV	6

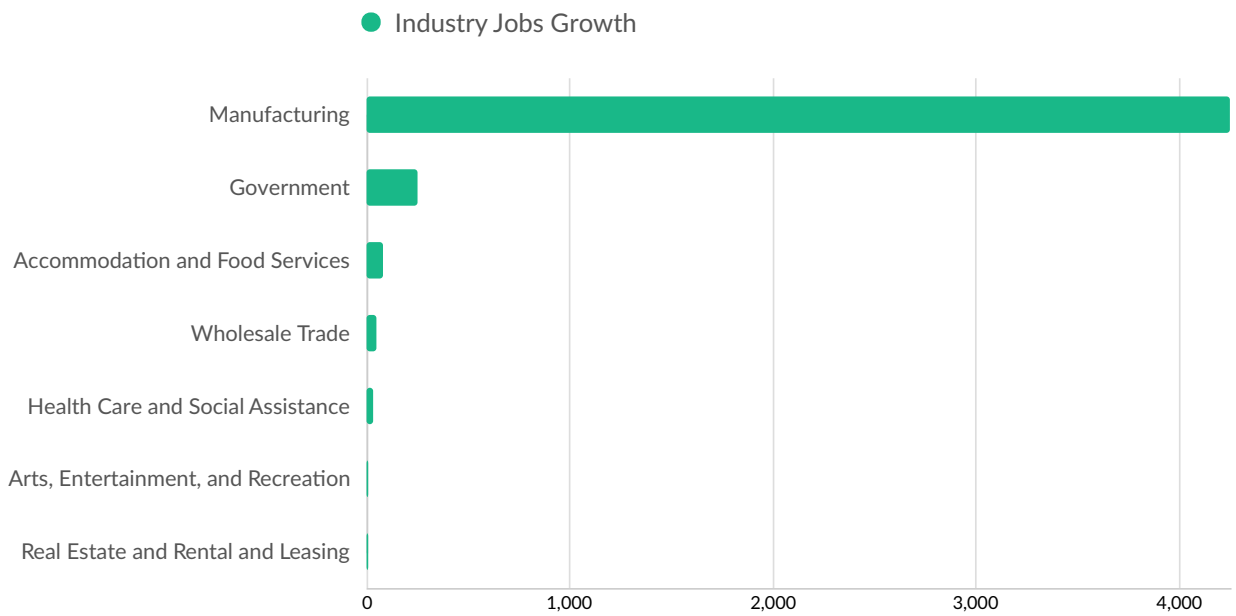
Top Previous Counties	Migrations
Maricopa County, AZ	5
Carson City County, NV	5
Flathead County, MT	4
Harris County, TX	2
Travis County, TX	2
El Paso County, CO	2
King County, WA	2
Cook County, IL	1
Midland County, TX	1
Top Following Counties	Migrations
Washoe County, NV	98
Lyon County, NV	40
Clark County, NV	35
Los Angeles County, CA	31
San Diego County, CA	27
Jefferson County, CO	16
Elko County, NV	5
Milwaukee County, WI	4
Walton County, GA	3
Tarrant County, TX	3
Williamson County, TX	2
Adair County, KY	2
Montgomery County, TX	2
Travis County, TX	2
Knox County, TN	2

Industry Characteristics

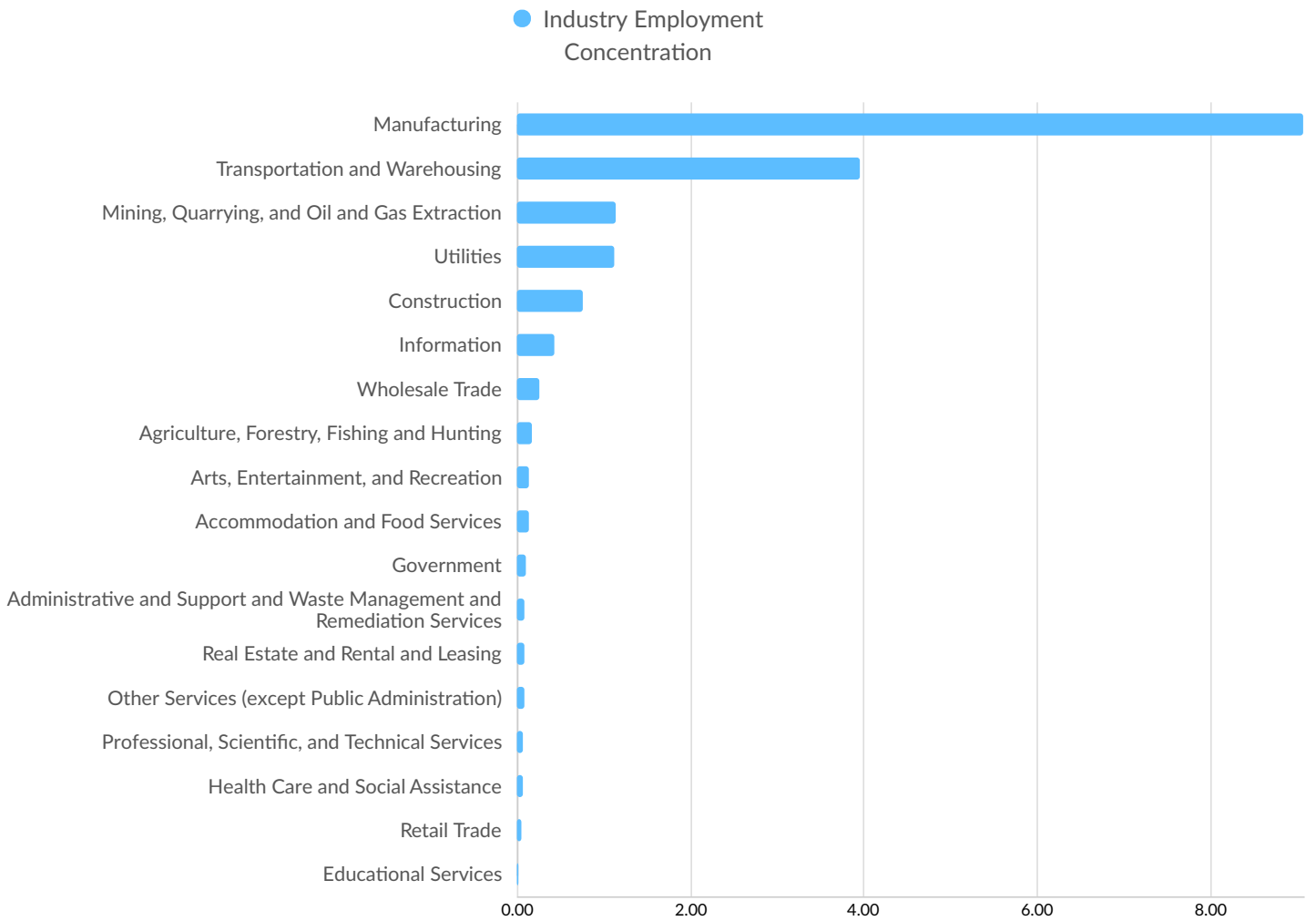
Largest Industries



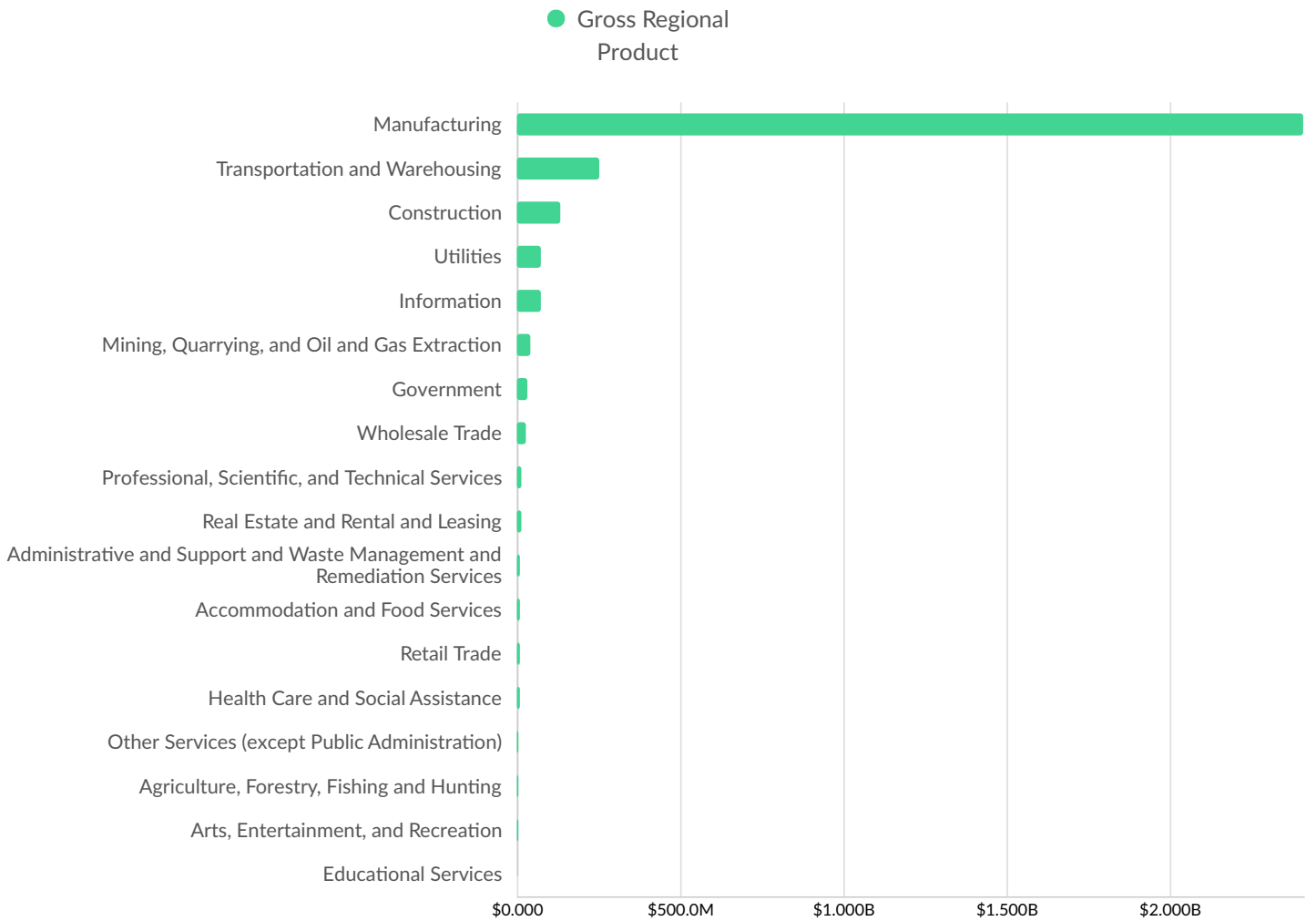
Top Growing Industries



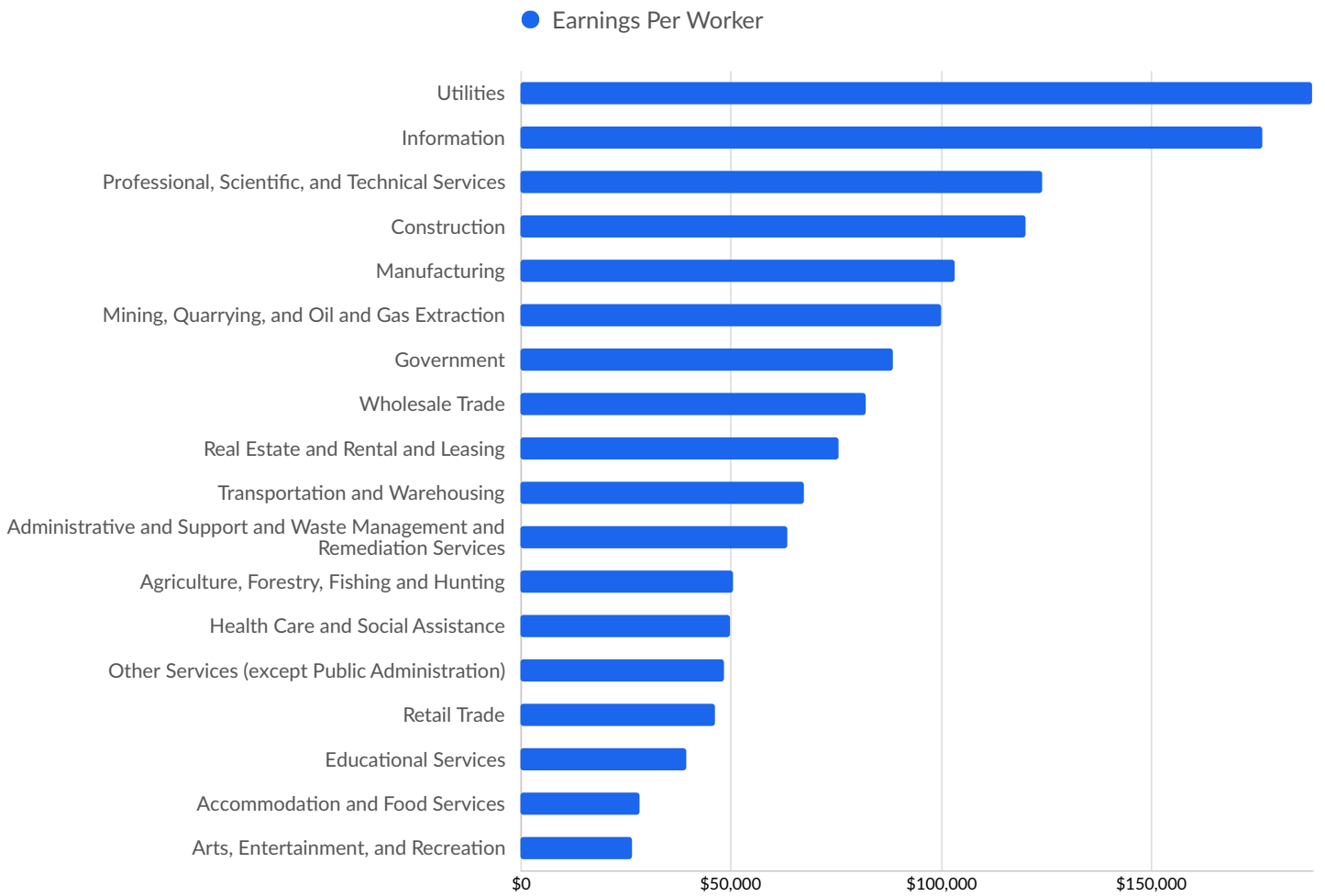
Top Industry Employment Concentration



Top Industry GRP























Top Industry Earnings



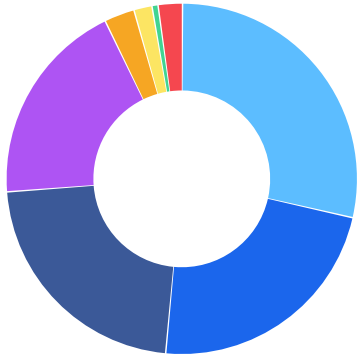
Business Characteristics

225 Companies Employ Your Workers

Online profiles for your workers mention 225 companies as employers, with the top 10 appearing below. In the last 12 months, 348 companies in Storey County, NV posted job postings, with the top 10 appearing below.

Top Companies	Profiles	Top Companies Posting	Unique Postings
Sysco	10 	Storey County Sheriffs Office / ...	24 
Storey County Sheriffs Office / ...	9 	Acadia Technologies	19 
Comstock Mining	7 	Tesla	18 
Storey County School District	6 	ProCare Therapy	13 
Tesla	5 	County Of Storey	12 
Community Chest	4 	Northern Nevada Medical Center	10 
County Of Storey	4 	Panasonic	10 
Barstow Community College	3 	Universal Health Services	9 
Carson Tahoe Health	3 	Gentle Dental	8 
State of Nevada	3 	Storey County School District	8 

Business Size

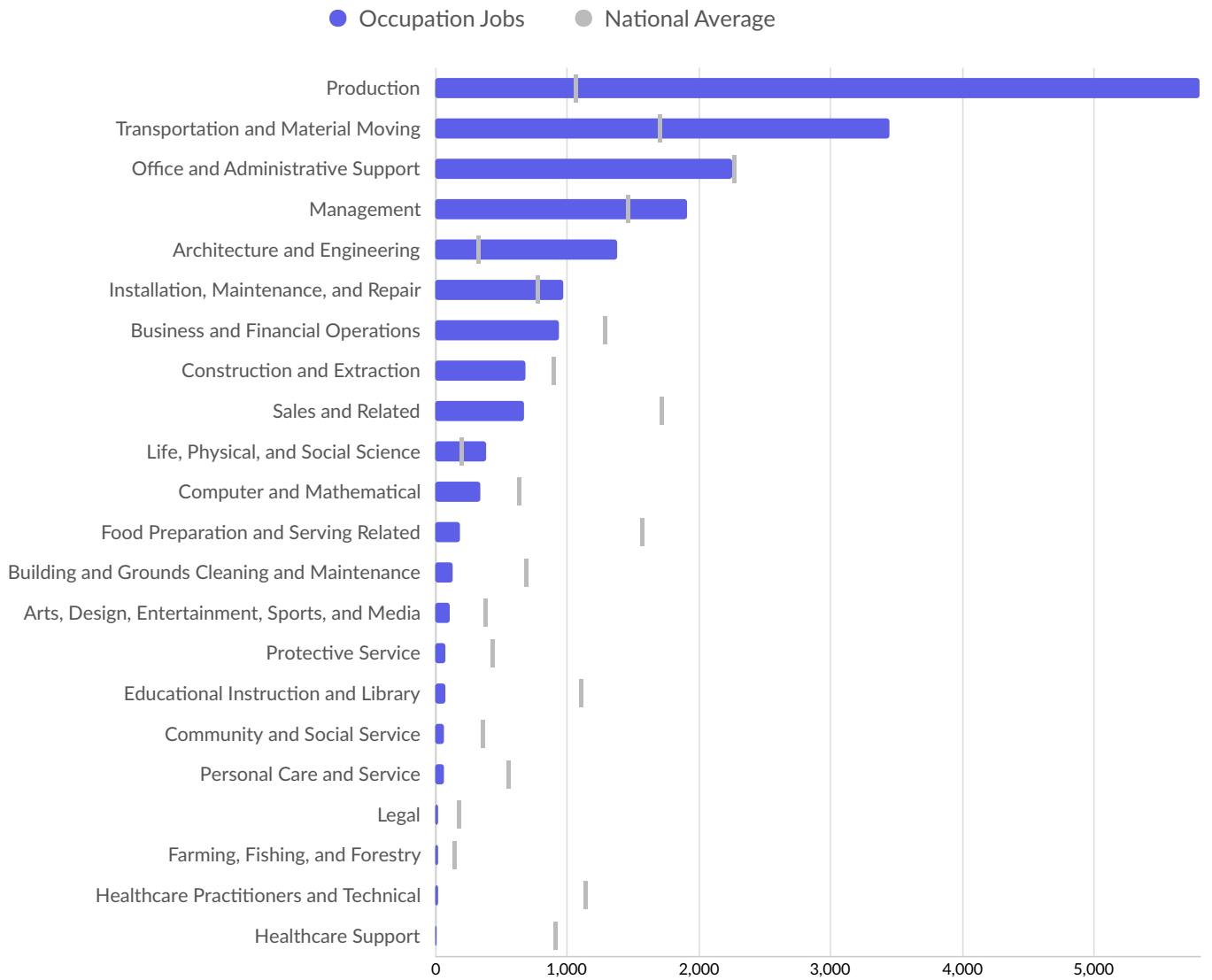


	Percentage	Business Count
● 1 to 4 employees	28.5%	51
● 5 to 9 employees	22.9%	41
● 10 to 19 employees	22.3%	40
● 20 to 49 employees	19.0%	34
● 50 to 99 employees	2.8%	5
● 100 to 249 employees	1.7%	3
● 250 to 499 employees	0.6%	1
● 500+ employees	2.2%	4

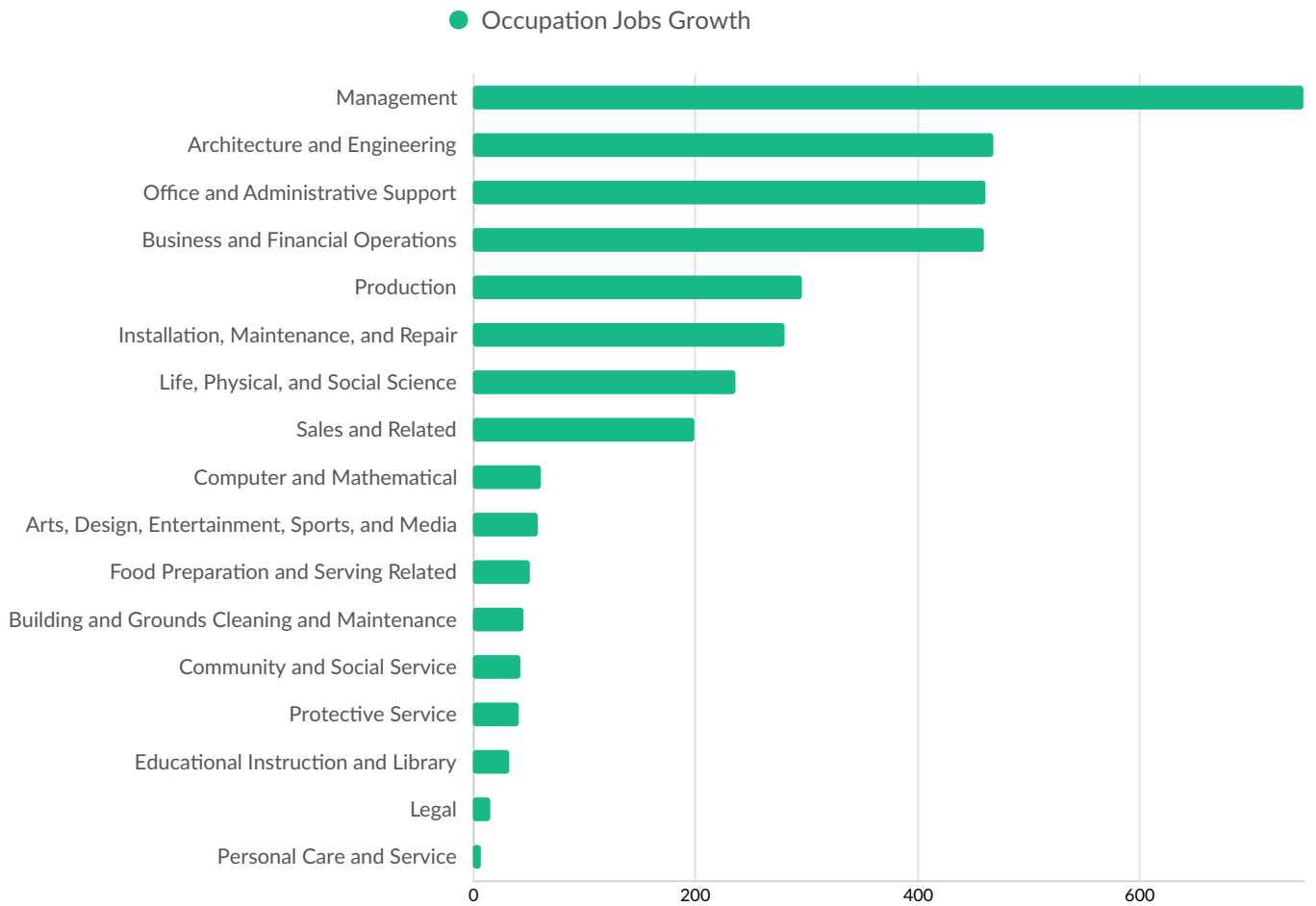
*Business Data by DatabaseUSA.com is third-party data provided by Lightcast to its customers as a convenience, and Lightcast does not endorse or warrant its accuracy or consistency with other published Lightcast data. In most cases, the Business Count will not match total companies with profiles on the summary tab.

Workforce Characteristics

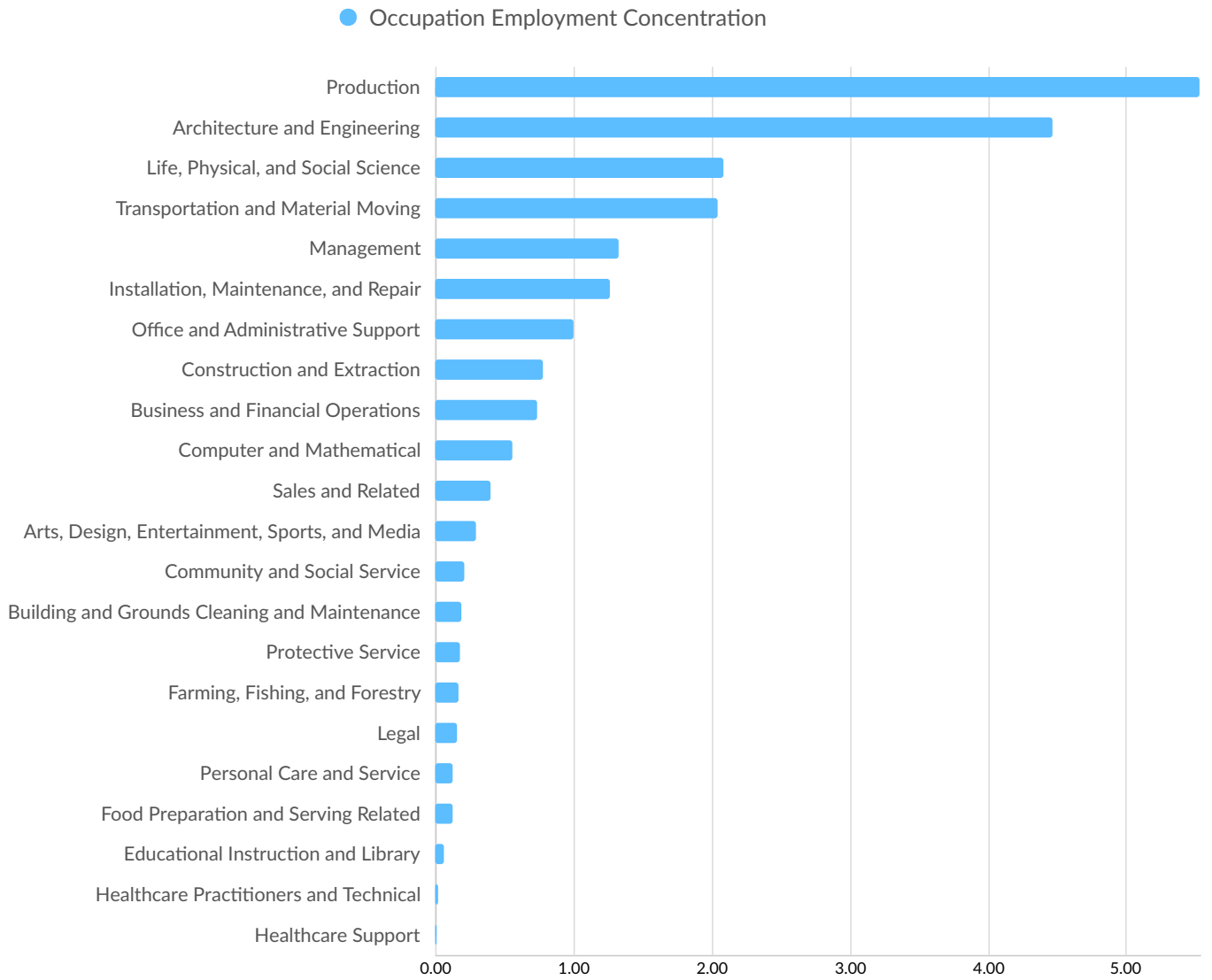
Largest Occupations



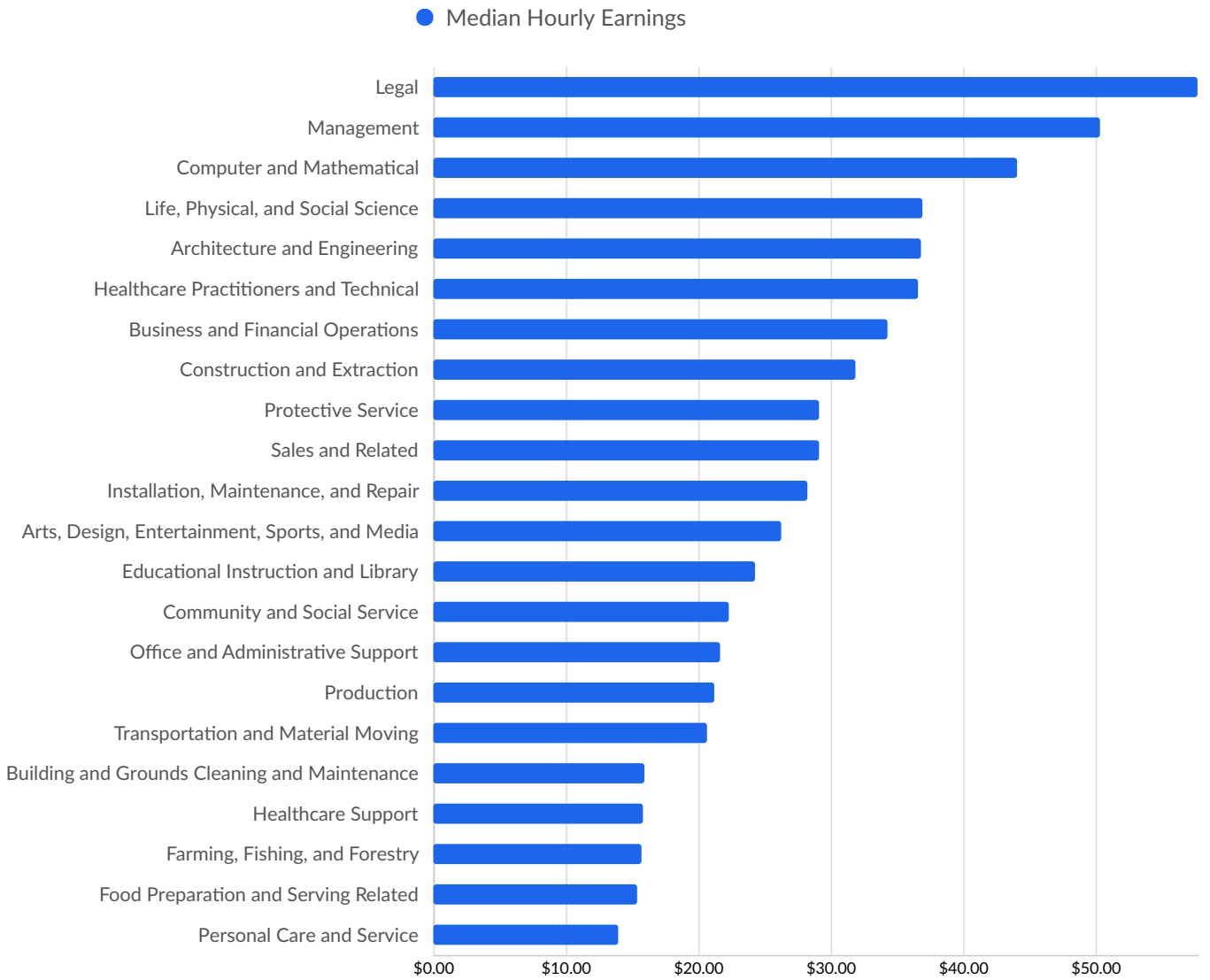
Top Growing Occupations



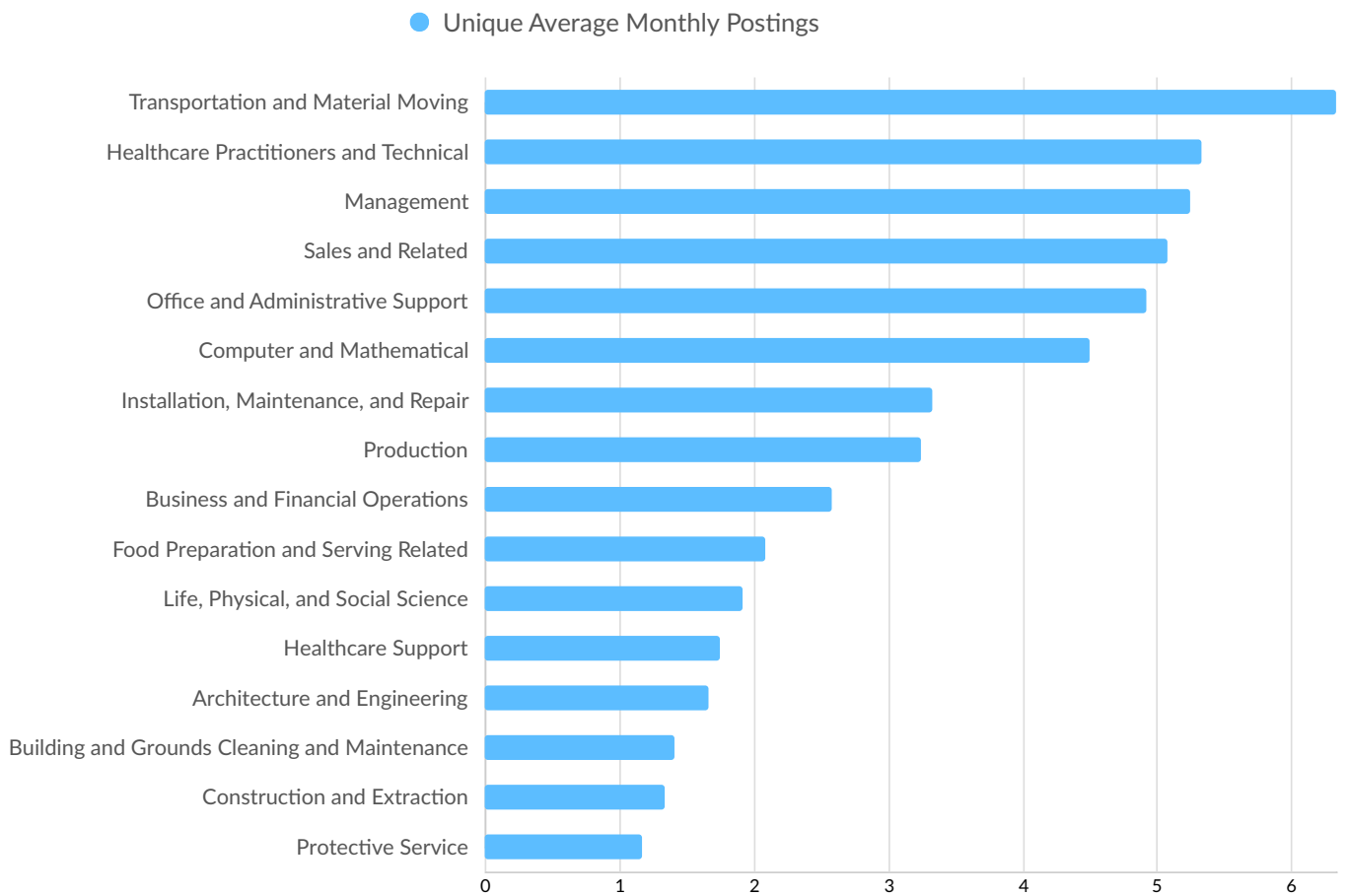
Top Occupation Employment Concentration



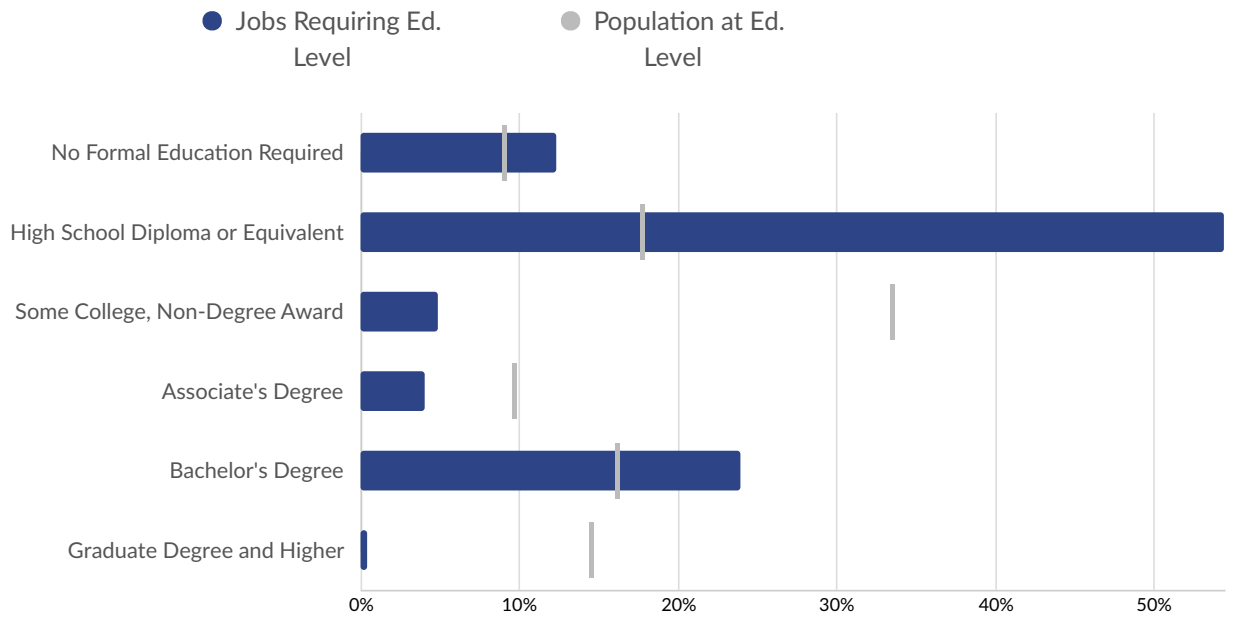
Top Occupation Earnings



Top Posted Occupations



Underemployment



Educational Pipeline

Over the last 4 years, no schools in Storey County, NV produced graduates.

In-Demand Skills

