



# Storey County, NV

*Nevada Governor's Office of*

**ECONOMIC DEVELOPMENT**

*Empowering Success*

808 W. Nye Lane  
Carson City, Nevada 89703

# Contents

Report Parameters .....	1
Economy Overview .....	2
Unemployment by Demographics .....	4
Historic & Projected Trends .....	8
Population Characteristics .....	12
Inbound and Outbound Migration .....	14
Industry Characteristics .....	16
Business Characteristics .....	21
Workforce Characteristics .....	23
Educational Pipeline .....	28
In-Demand Skills .....	29

## Report Parameters

### 1 County

32029 Storey County, NV

---

### Class of Worker

QCEW Employees, Non-QCEW Employees, and Self-Employed

The information in this report pertains to the chosen geographical area.

## Economy Overview

**4,232**

**Population (2023)**

Population **grew by 205** over the last 5 years and is projected to **grow by 253** over the next 5 years.

**19,763**

**Total Regional Employment**

Jobs **grew by 2,543** over the last 5 years and are projected to **grow by 4,771** over the next 5 years.

**\$66.7K**

**Median Household Income (2021)**

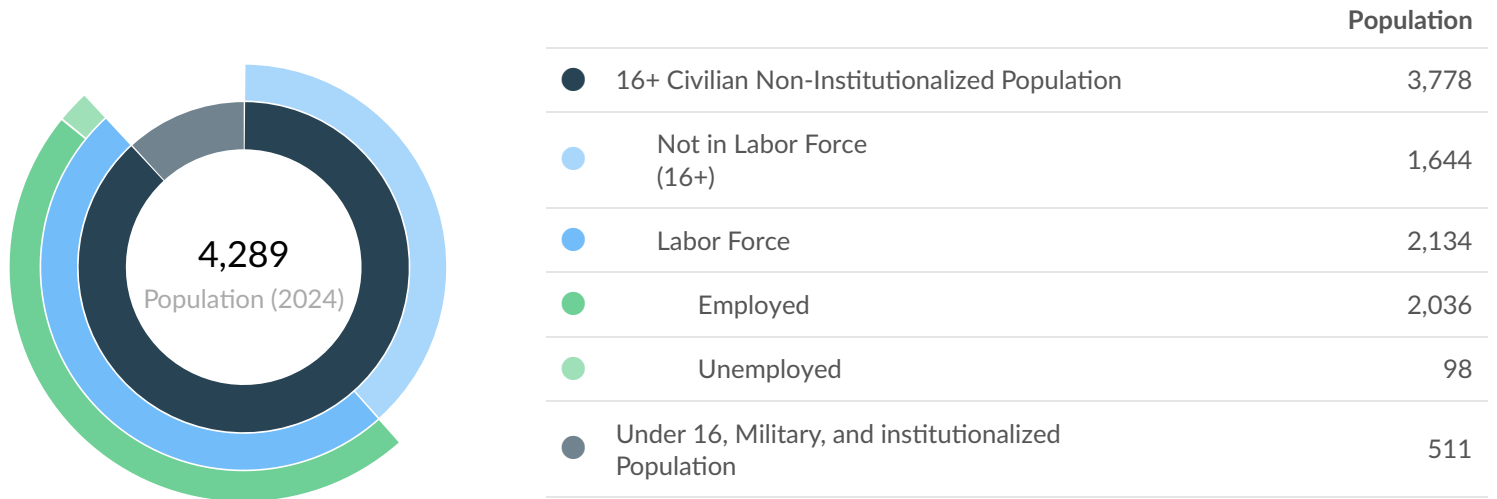
Median household income is **\$2.3K below** the national median household income of \$69.0K.

### Takeaways

- As of 2023 the region's population **increased by 5.1%** since 2018, growing by 205. Population is expected to **increase by 6.0%** between 2023 and 2028, adding 253.
- From 2018 to 2023, jobs **increased by 14.8%** in Storey County, NV from 17,220 to **19,763**. This change **outpaced the national growth rate of 3.6% by 11.2%**. As the number of jobs increased, the **labor force participation rate increased from 53.6% to 57.9% between 2018 and 2023**.
- Concerning educational attainment, **22.0% of Storey County, NV residents possess a Bachelor's Degree** (0.9% above the national average), and **9.9% hold an Associate's Degree** (0.9% above the national average).
- The top three industries in 2023 are Other Electrical Equipment and Component Manufacturing, Warehousing and Storage, and Building Equipment Contractors.

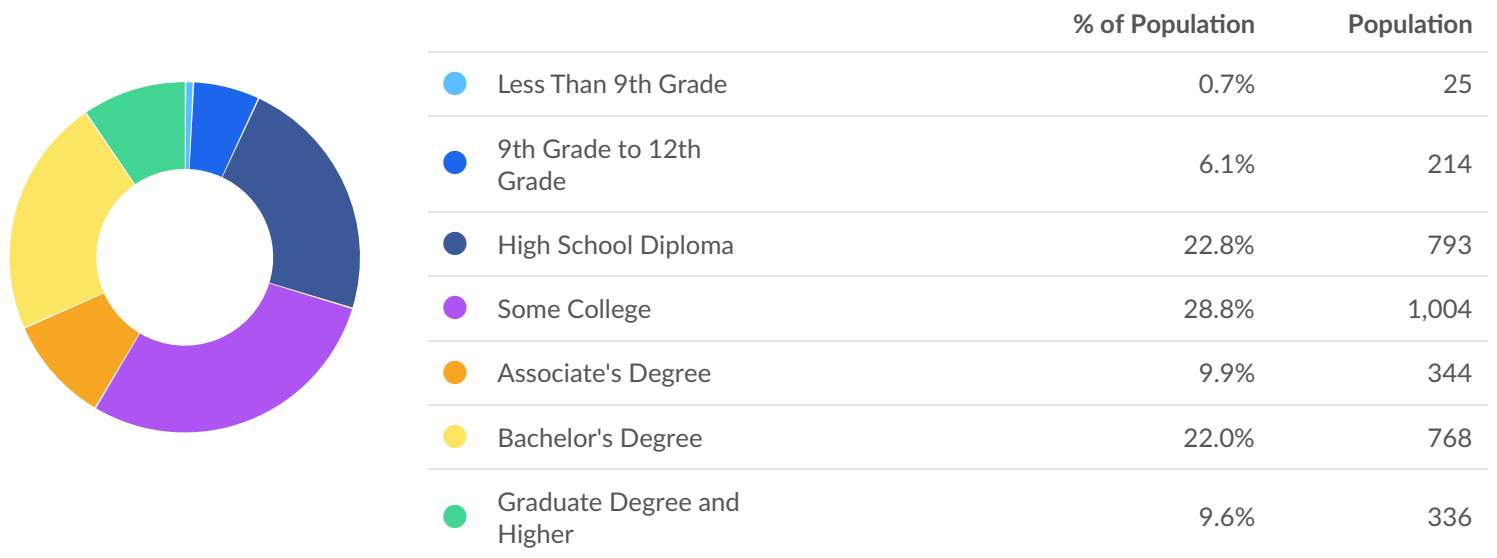
	Population (2024)	Labor Force (Jan 2024)	Jobs (2023)	Cost of Living	GRP	Imports	Exports
Region	4,289	2,134	19,763	119.6	\$4.47B	\$3.69B	\$8.75B
State	3,239,826	1,608,791	1,666,099	112.2	\$219.39B	\$188.67B	\$209.80B

## Jan 2024 Labor Force Breakdown



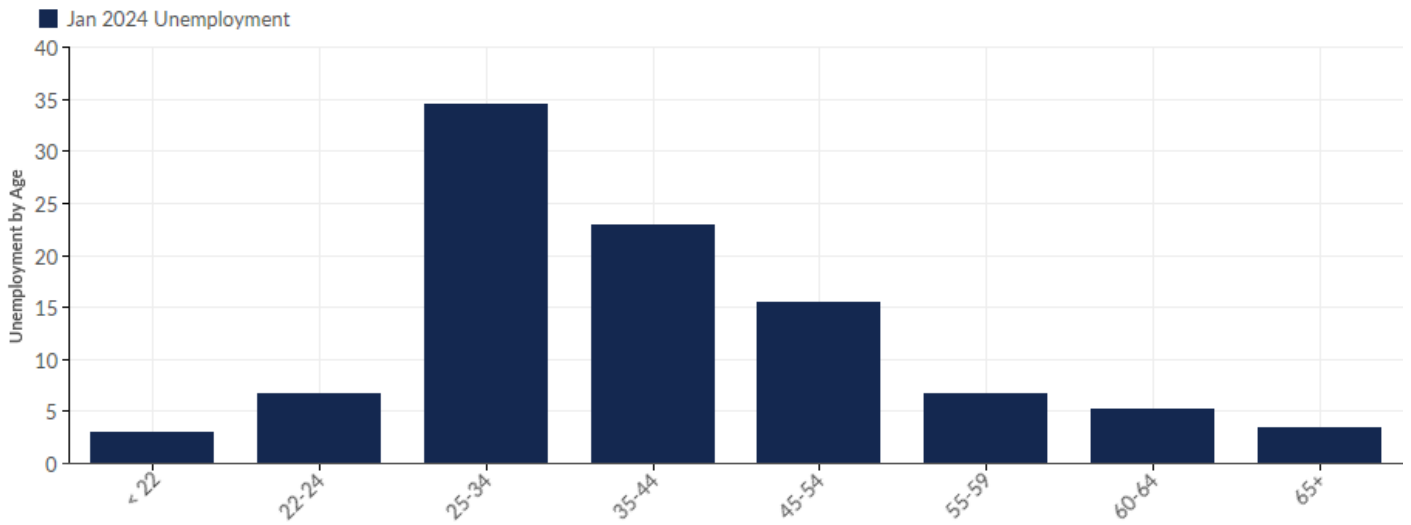
## Educational Attainment

Concerning educational attainment, **22.0% of Storey County, NV residents possess a Bachelor's Degree** (0.9% above the national average), and **9.9% hold an Associate's Degree** (0.9% above the national average).



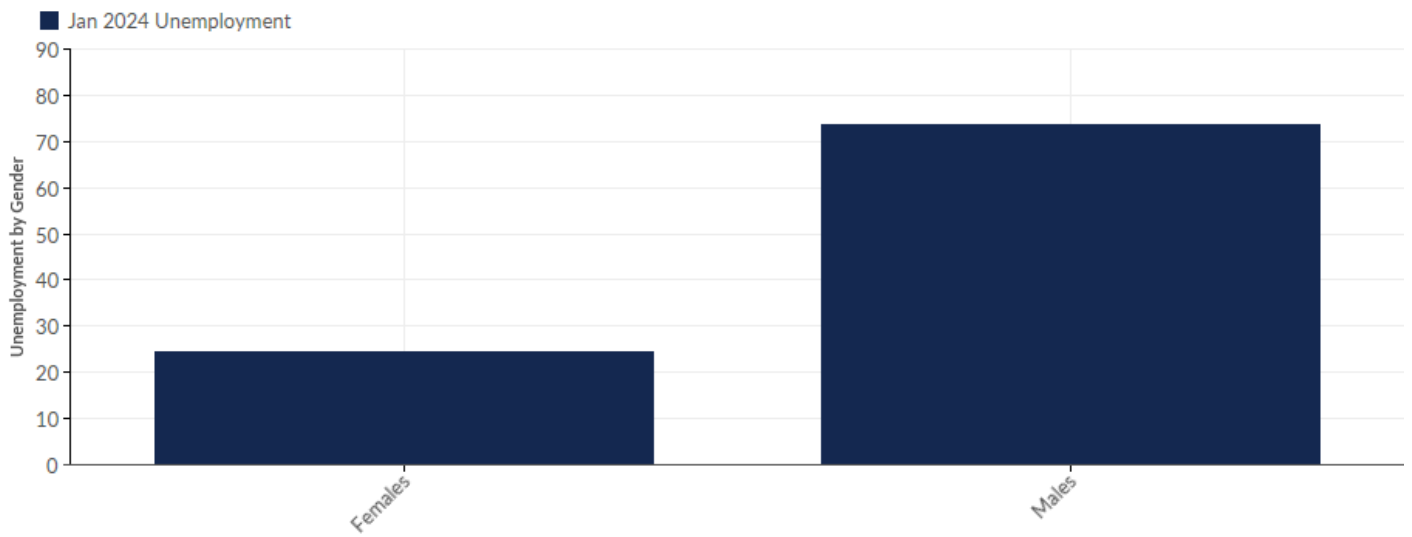
# Unemployment by Demographics

## Unemployment by Age



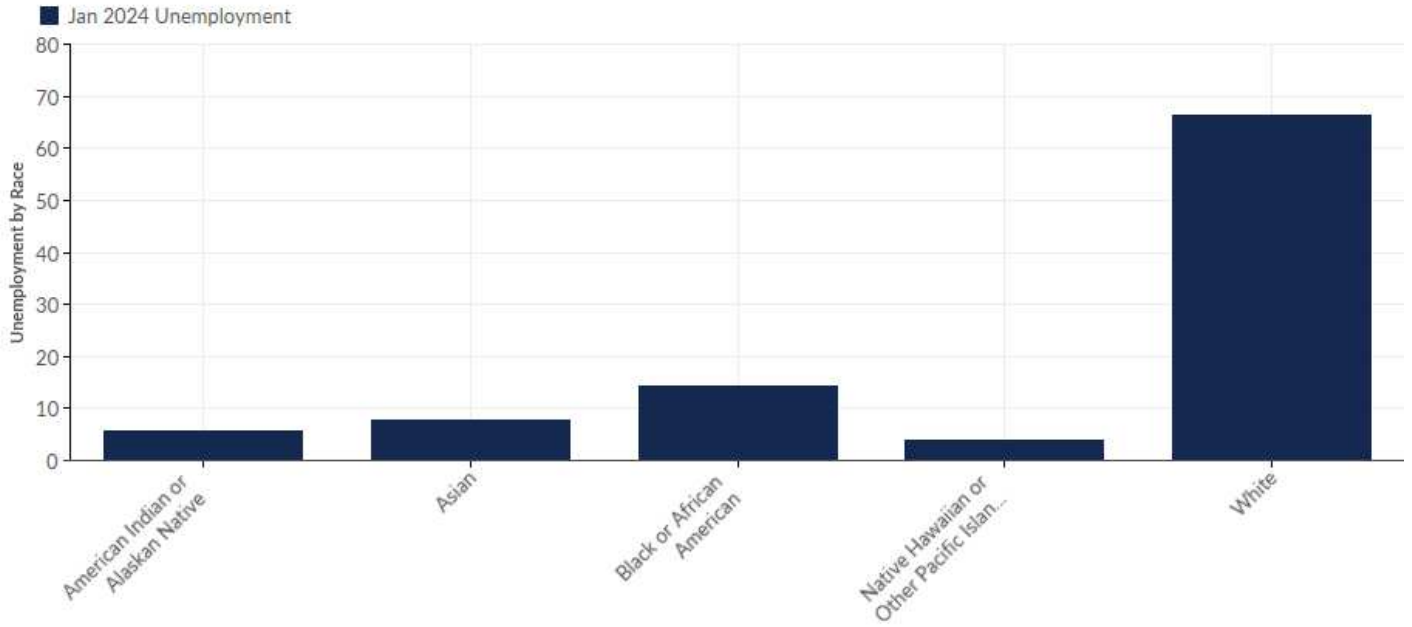
Age	Unemployment (Jan 2024)	% of Unemployed
< 22	3	3.06%
22-24	7	7.14%
25-34	35	35.71%
35-44	23	23.47%
45-54	15	15.31%
55-59	7	7.14%
60-64	5	5.10%
65+	3	3.06%
<b>Total</b>	<b>98</b>	<b>100.00%</b>

## Unemployment by Gender



Gender	Unemployment (Jan 2024)	% of Unemployed
Females	25	25.51%
Males	73	74.49%
Total	98	100.00%

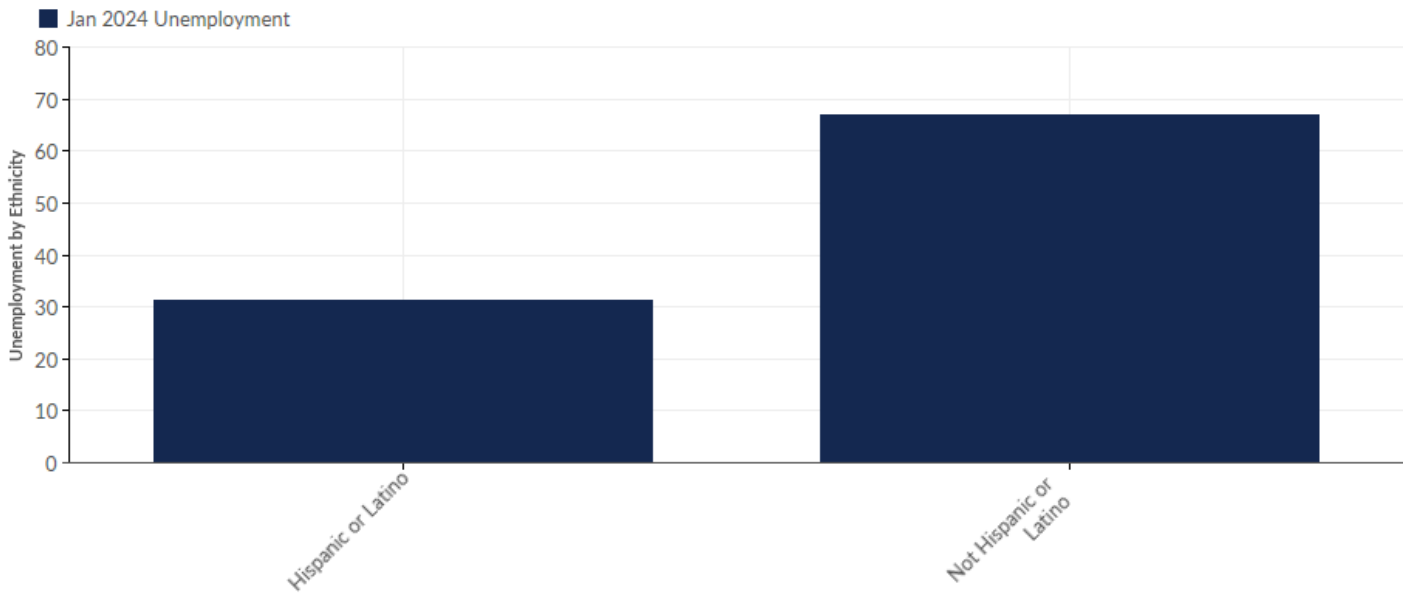
## Unemployment by Race



Race	Unemployment (Jan 2024)	% of Unemployed
American Indian or Alaskan Native	6	6.12%
Asian	8	8.16%
Black or African American	14	14.29%
Native Hawaiian or Other Pacific Islander	4	4.08%
White	66	67.35%
Total	98	100.00%



## Unemployment by Ethnicity

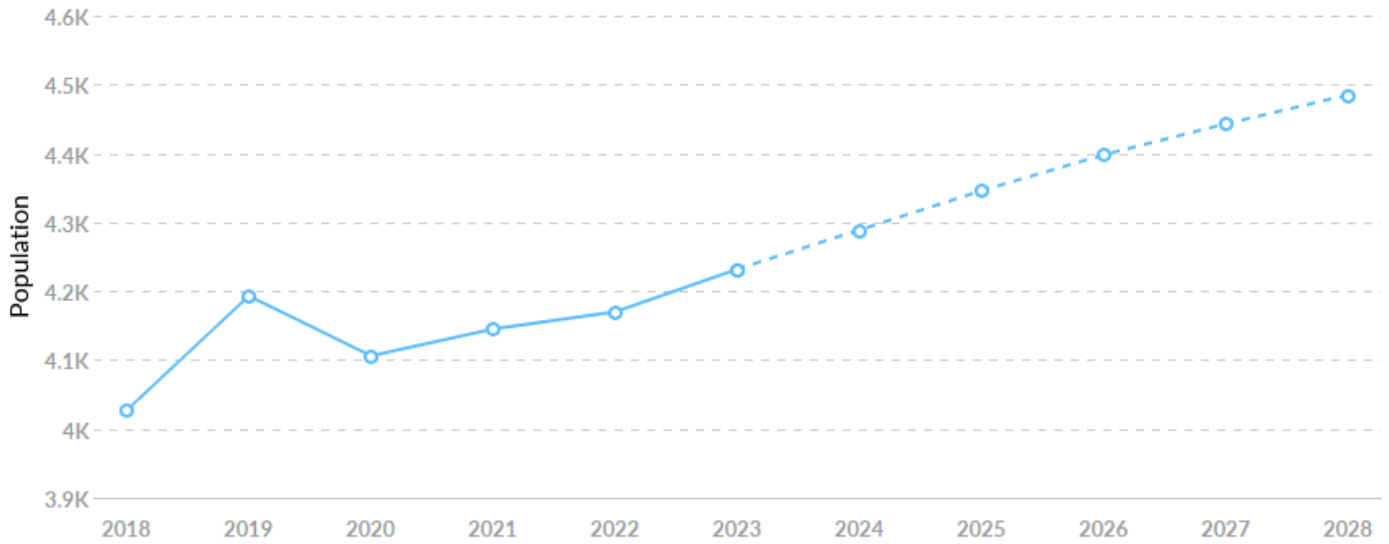


Ethnicity	Unemployment (Jan 2024)	% of Unemployed
Hispanic or Latino	31	31.63%
Not Hispanic or Latino	67	68.37%
Total	98	100.00%

# Historic & Projected Trends

## Population Trends

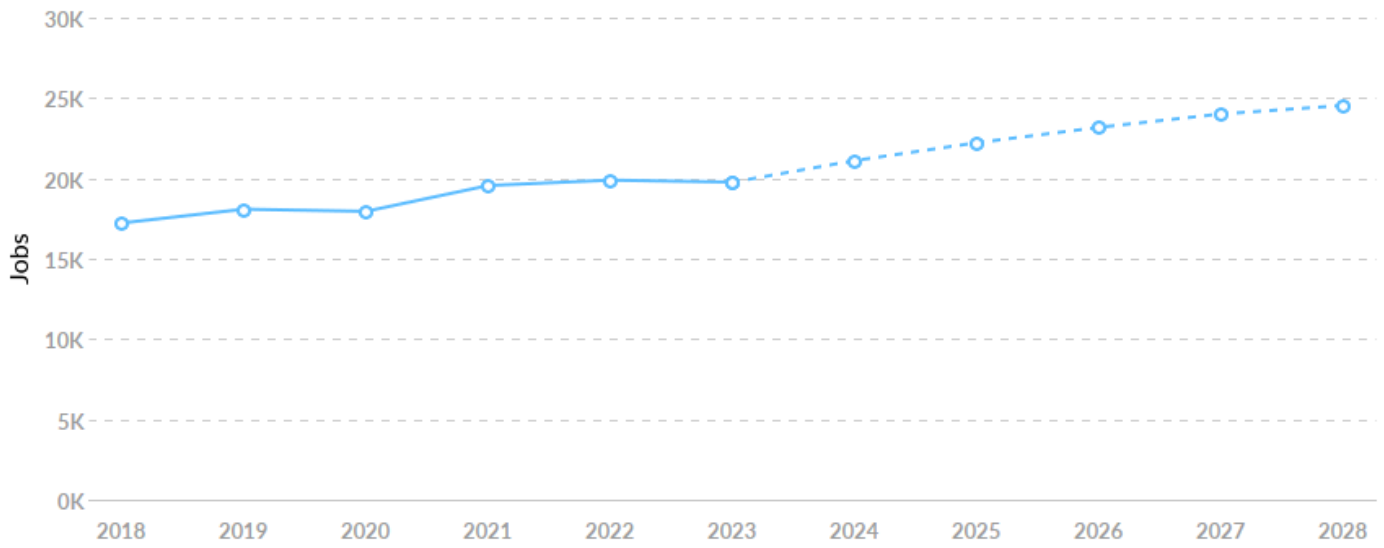
As of 2023 the region's population increased by 5.1% since 2018, growing by 205. Population is expected to increase by 6.0% between 2023 and 2028, adding 253.



Timeframe	Population
2018	4,027
2019	4,193
2020	4,106
2021	4,145
2022	4,170
2023	4,232
2024	4,289
2025	4,346
2026	4,398
2027	4,443
2028	4,485

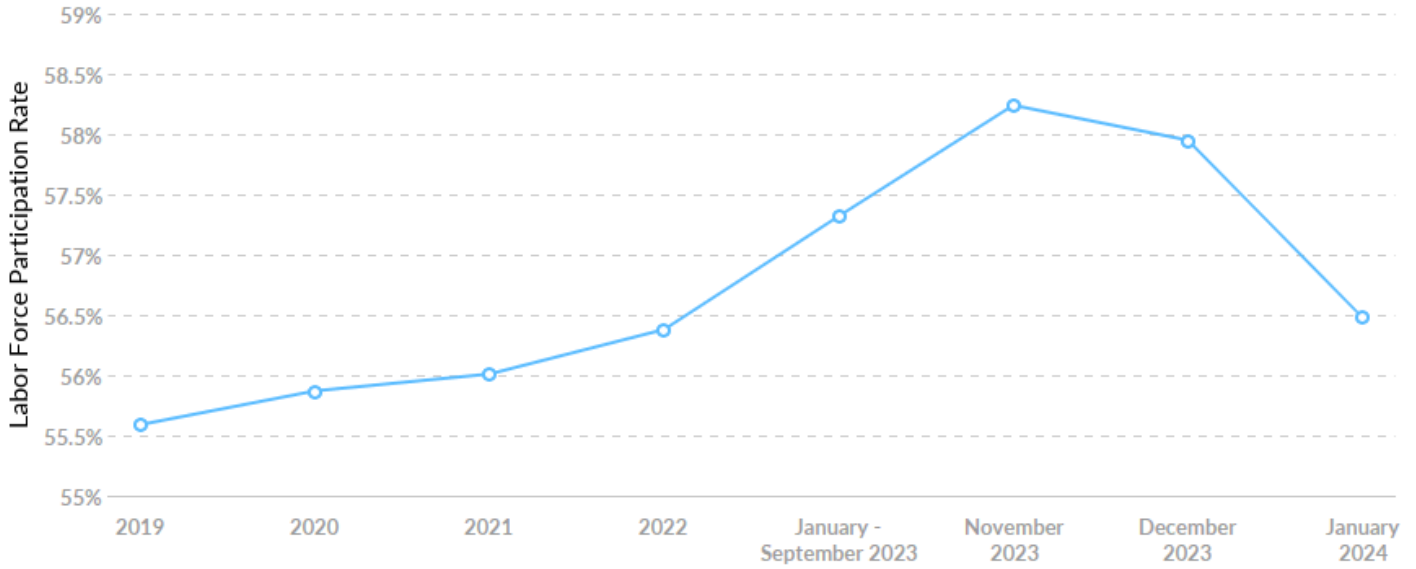
## Job Trends

From 2018 to 2023, jobs increased by **14.8%** in Storey County, NV from 17,220 to **19,763**. This change **outpaced the national growth rate of 3.6% by 11.2%**.



Timeframe	Jobs
2018	17,220
2019	18,080
2020	17,946
2021	19,553
2022	19,889
2023	19,763
2024	21,103
2025	22,217
2026	23,174
2027	24,008
2028	24,534

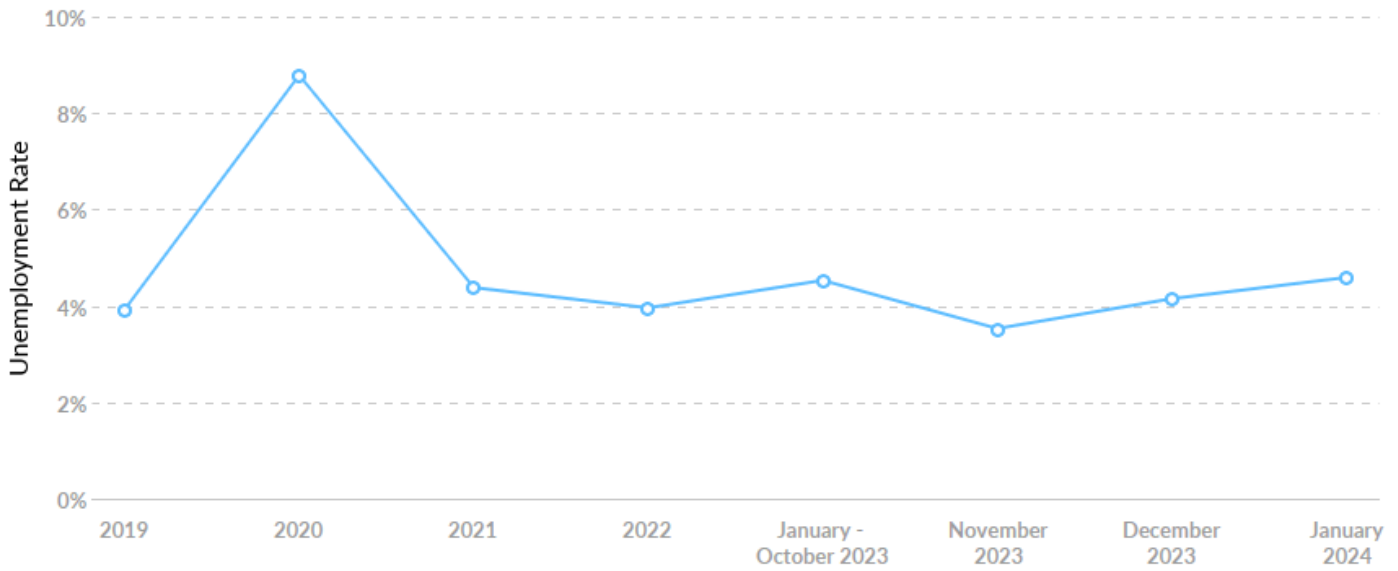
## Labor Force Participation Rate Trends



Timeframe	Labor Force Participation Rate
2019	55.59%
2020	55.87%
2021	56.01%
2022	56.38%
January - September 2023	57.32%
November 2023	58.24%
December 2023	57.95%
January 2024	56.48%

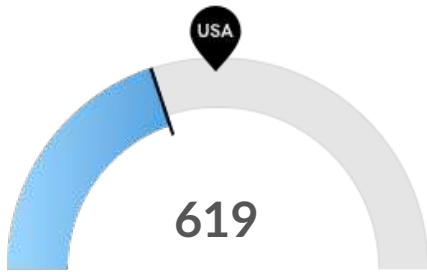
## Unemployment Rate Trends

Storey County, NV had a January 2024 unemployment rate of 4.59%, **increasing from 3.92%** 5 years before.



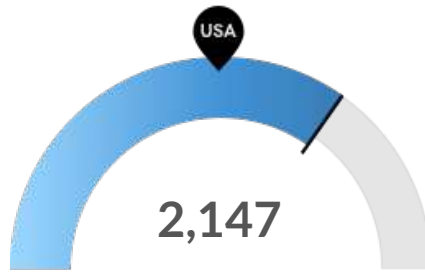
Timeframe	Unemployment Rate
2019	3.92%
2020	8.78%
2021	4.38%
2022	3.96%
January - October 2023	4.53%
November 2023	3.53%
December 2023	4.15%
January 2024	4.59%

## Population Characteristics



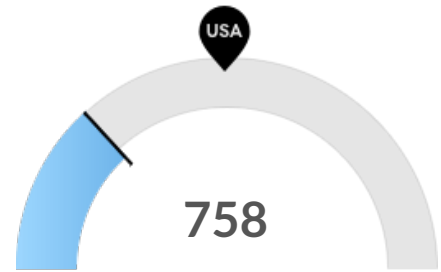
**Millennials**

Storey County, NV has 619 millennials (ages 25-39). The national average for an area this size is 848.



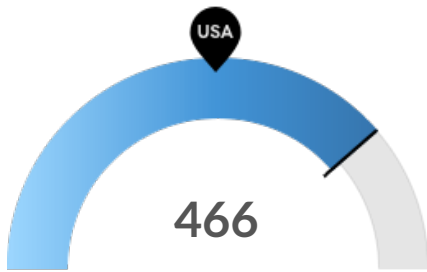
**Retiring Soon**

Retirement risk is high in Storey County, NV. The national average for an area this size is 1,250 people 55 or older, while there are 2,147 here.



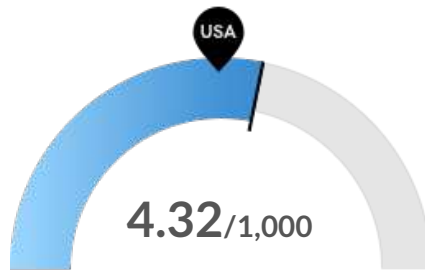
**Racial Diversity**

Racial diversity is low in Storey County, NV. The national average for an area this size is 1,715 racially diverse people, while there are 758 here.



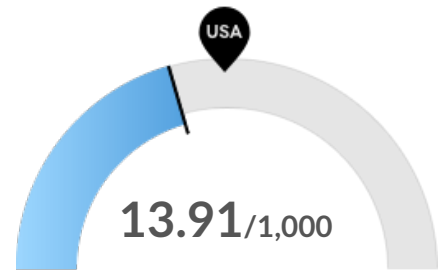
**Veterans**

Storey County, NV has 466 veterans. The national average for an area this size is 218.



**Violent Crime**

Storey County, NV has 4.32 violent crimes per 1,000 people. The national rate is 3.6 per 1,000 people.

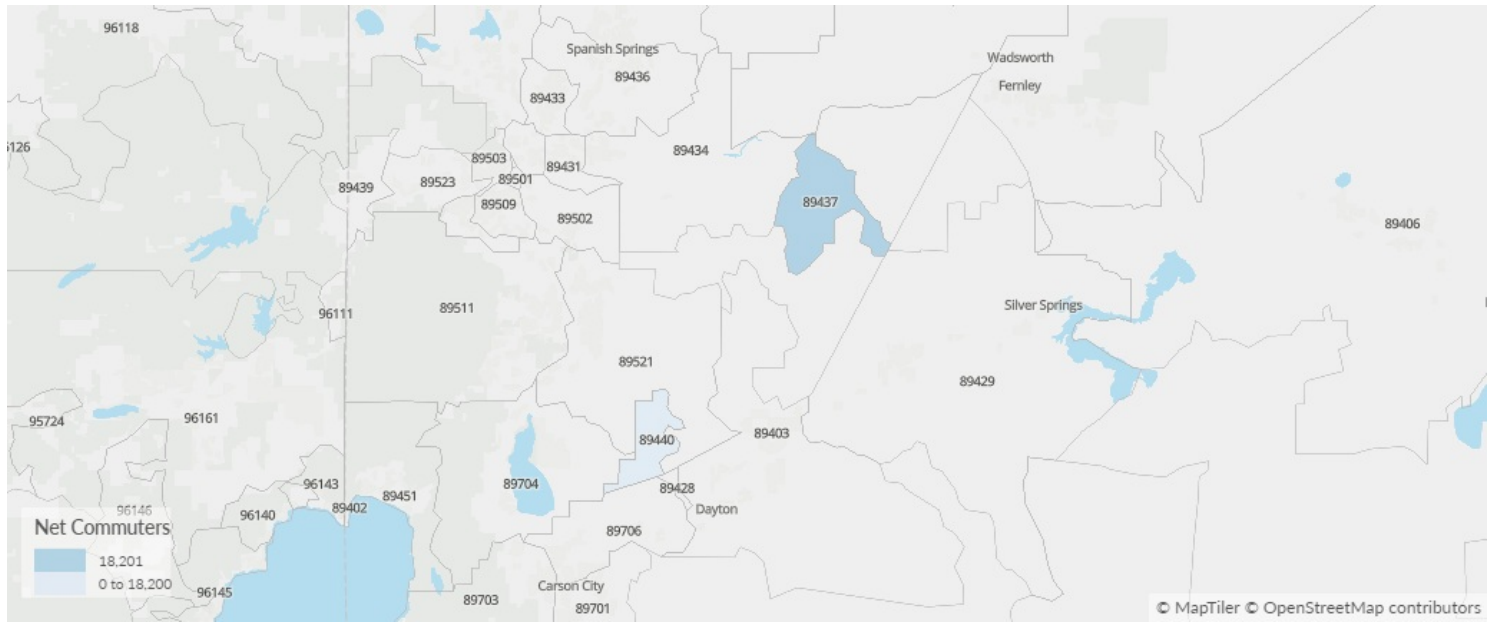


**Property Crime**

Storey County, NV has 13.91 property crimes per 1,000 people. The national rate is 18.22 per 1,000 people.

## Place of Work vs Place of Residence

Understanding where talent in Storey County, NV currently works compared to where talent lives can help you optimize site decisions. For example, the #1 ranked ZIP for employment ranks #2 for resident workers. The top ZIP for resident workers is 89440.



### Where Talent Works

ZIP	Name	2023 Employment
89437	Sparks, NV (in Storey co...	18,323
89440	Virginia City, NV (in Sto...	1,440

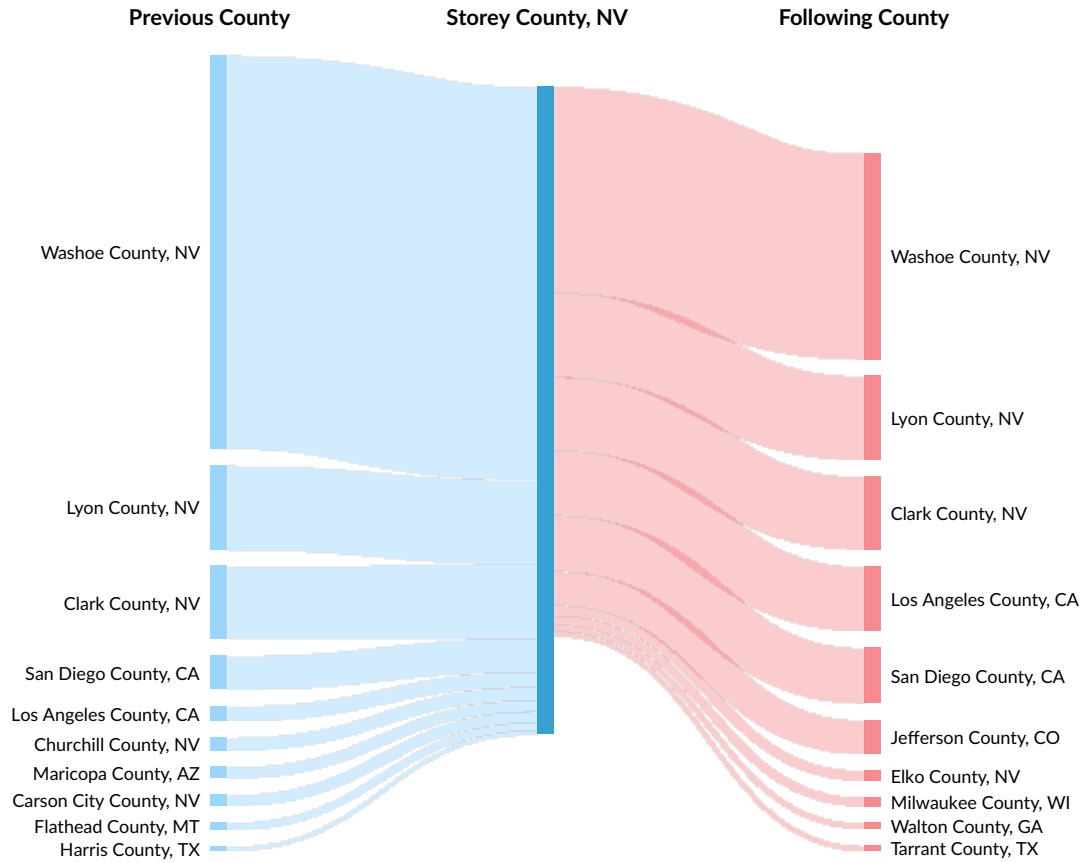
### Where Talent Lives

ZIP	Name	2023 Workers
89440	Virginia City, NV (in Sto...	472
89437	Sparks, NV (in Storey co...	122

# Inbound and Outbound Migration

The table below analyzes past and current residents of Storey County, NV. The left column shows residents of other counties migrating to Storey County, NV. The right column shows residents migrating from Storey County, NV to other counties.

As of 2021, **187** people have migrated from Washoe County, NV to Storey County, NV. In the same year, **98** people left Storey County, NV migrating to Washoe County, NV. The total Net Migration for Storey County, NV in 2021 was **68**.



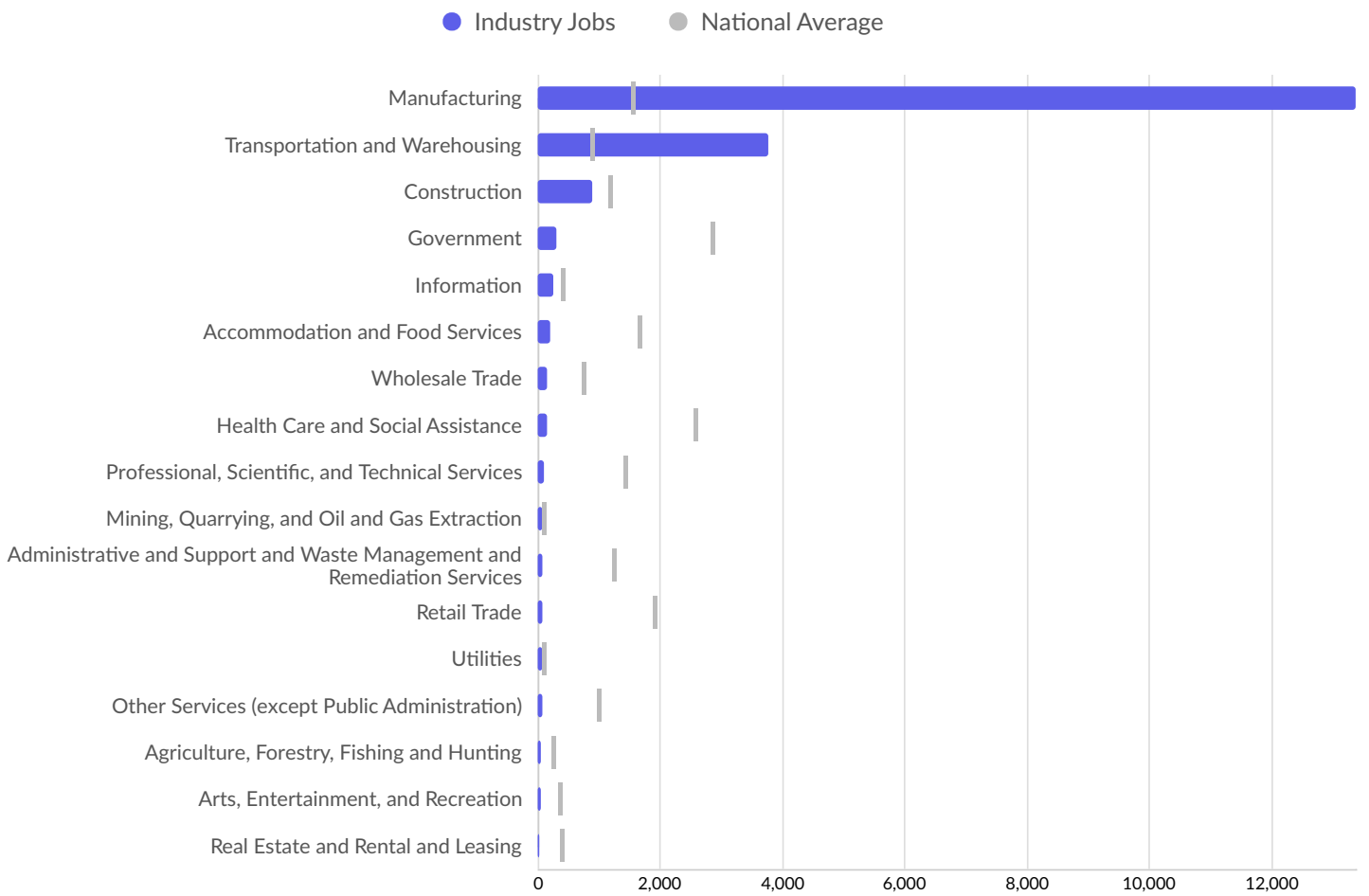
Top Previous Counties	Migrations
Washoe County, NV	187
Lyon County, NV	40
Clark County, NV	35
San Diego County, CA	16
Los Angeles County, CA	7
Churchill County, NV	6



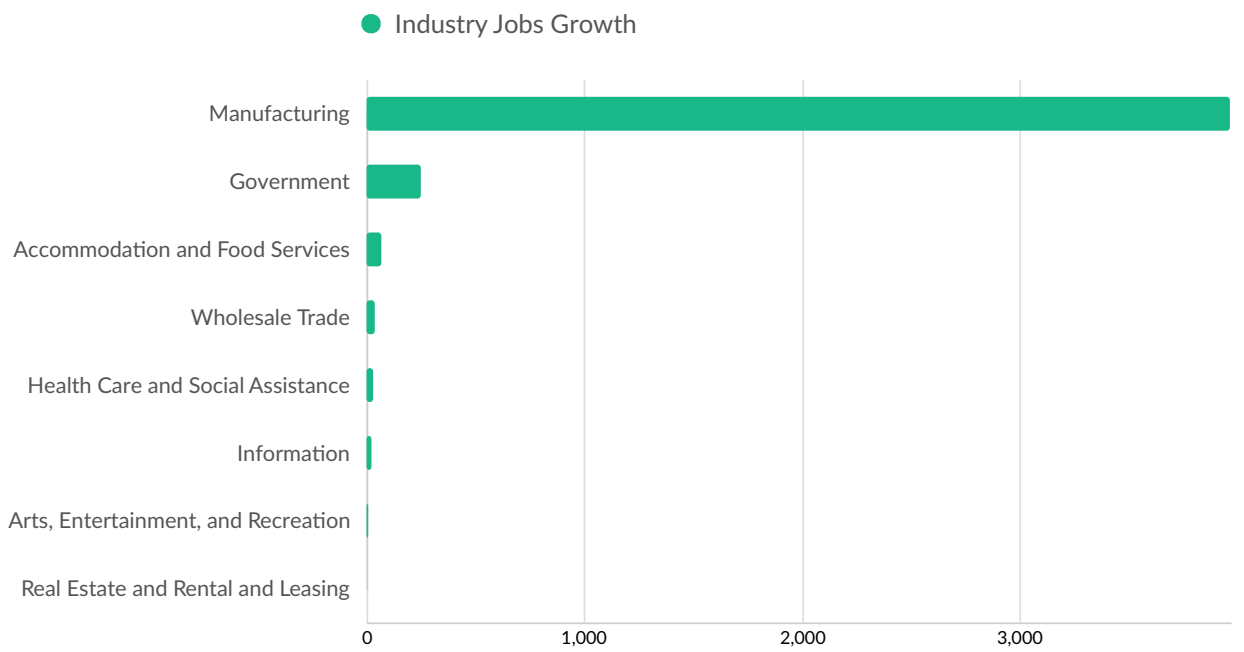
Top Previous Counties	Migrations
Maricopa County, AZ	5
Carson City County, NV	5
Flathead County, MT	4
Harris County, TX	2
Travis County, TX	2
El Paso County, CO	2
King County, WA	2
Cook County, IL	1
Midland County, TX	1
Top Following Counties	Migrations
Washoe County, NV	98
Lyon County, NV	40
Clark County, NV	35
Los Angeles County, CA	31
San Diego County, CA	27
Jefferson County, CO	16
Elko County, NV	5
Milwaukee County, WI	4
Walton County, GA	3
Tarrant County, TX	3
Williamson County, TX	2
Adair County, KY	2
Montgomery County, TX	2
Travis County, TX	2
Knox County, TN	2

# Industry Characteristics

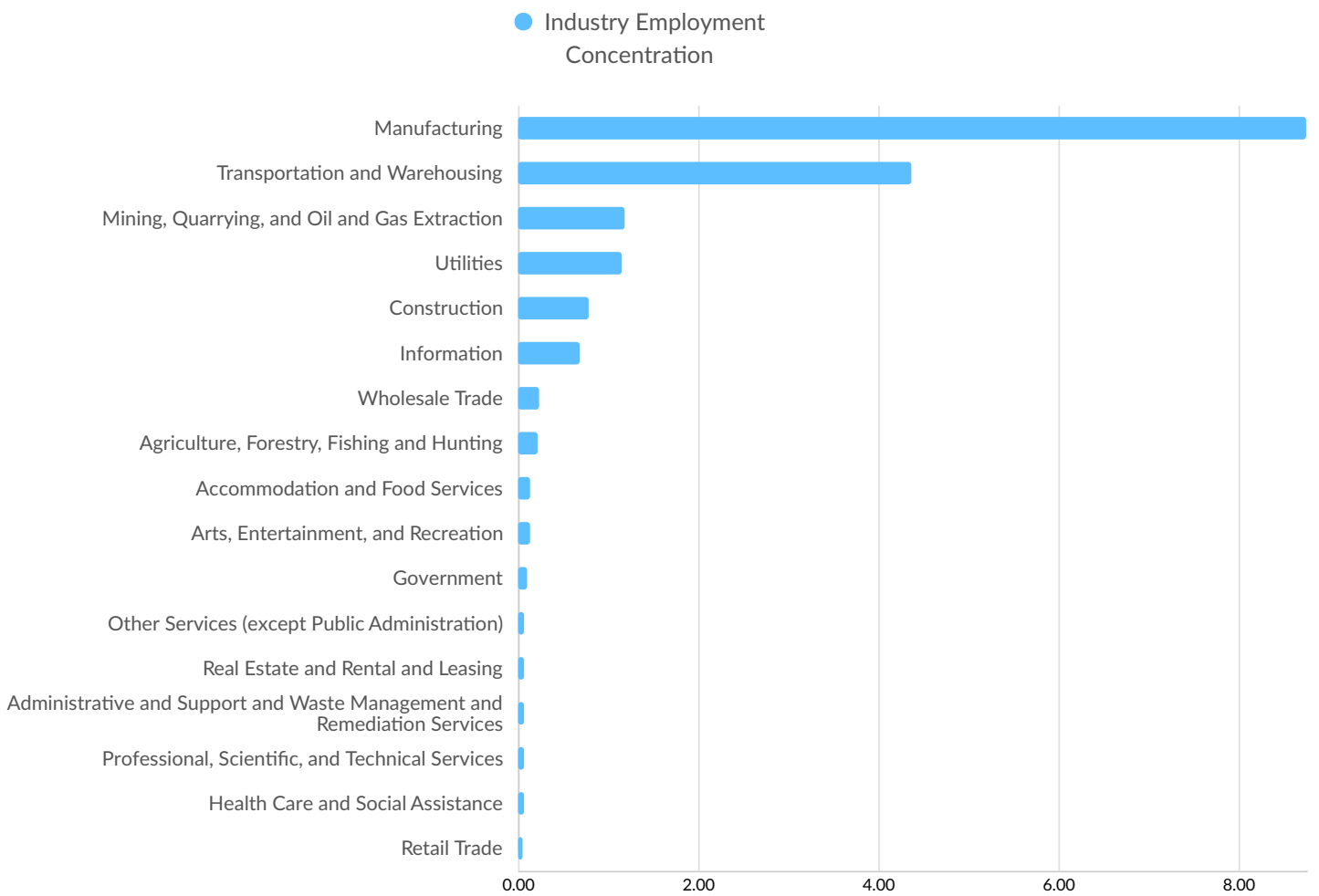
## Largest Industries



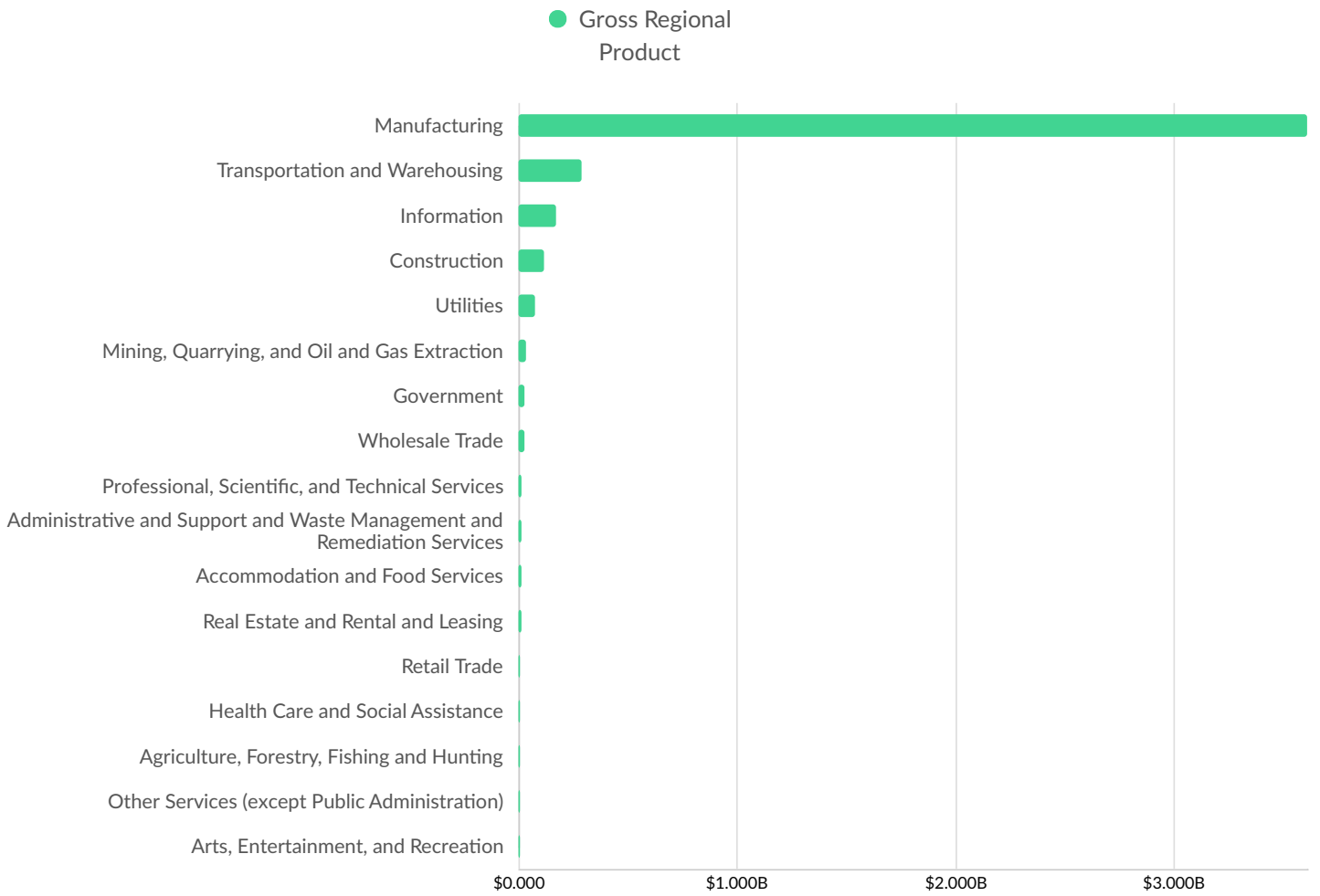
## Top Growing Industries



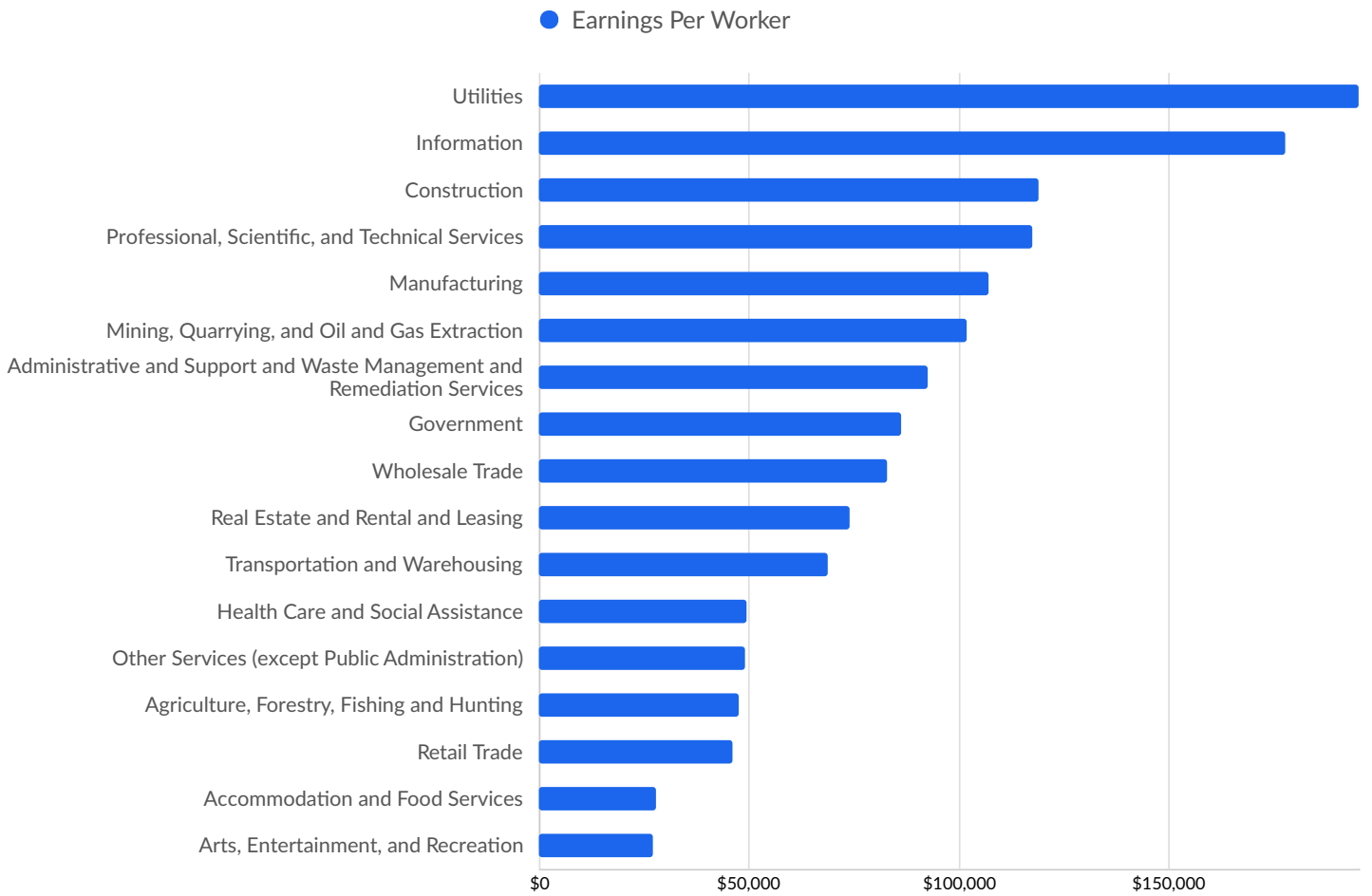
## Top Industry Employment Concentration



## Top Industry GRP























## Top Industry Earnings



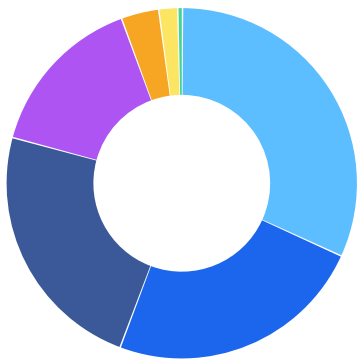
# Business Characteristics

## 211 Companies Employ Your Workers

Online profiles for your workers mention 211 companies as employers, with the top 10 appearing below. In the last 12 months, 312 companies in Storey County, NV posted job postings, with the top 10 appearing below.

Top Companies	Profiles	Top Companies Posting	Unique Postings
Sysco	15 	Acadia Technologies	27 
Storey County Sheriffs Office / ...	11 	Tesla	22 
Comstock	8 	Storey County Sheriffs Office / ...	17 
Storey County School District	6 	Panasonic	12 
Community Chest	4 	Northern Nevada Medical Center	11 
County Of Storey	4 	Nugget Casino Resort	11 
Carson Tahoe Health	3 	Sierra Nevada Corporation	9 
Tesla	3 	Acara Solutions	8 
Virginia City Convention And To...	3 	Storey County School District	7 
Abcd Corporation Ltd	2 	Banfield Pet Hospital	6 

## Business Size



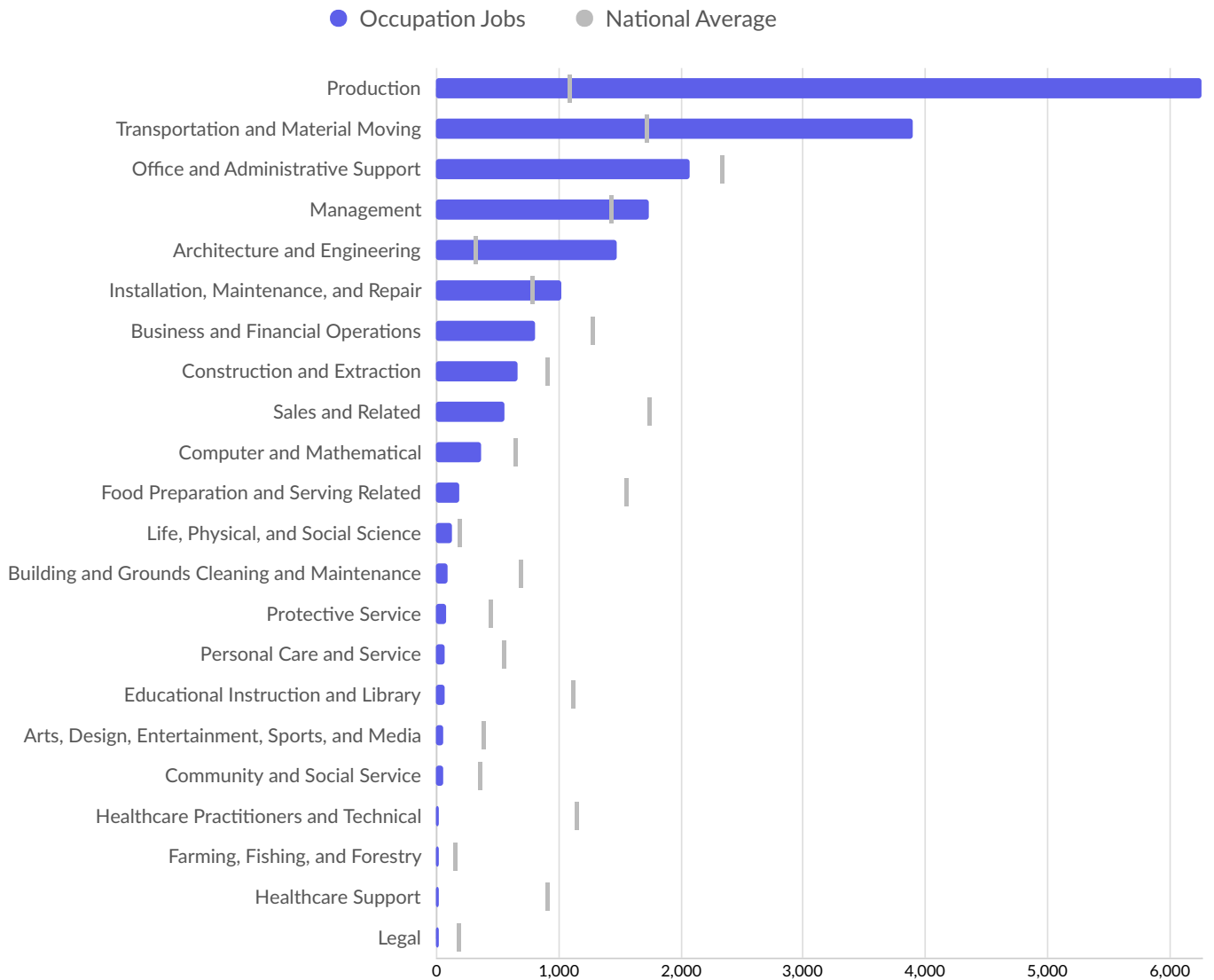
	Percentage	Business Count
1 to 4 employees	31.7%	73
5 to 9 employees	23.9%	55
10 to 19 employees	23.5%	54
20 to 49 employees	15.2%	35
50 to 99 employees	3.5%	8
100 to 249 employees	1.7%	4
500+ employees	0.4%	1

\*Business Data by DatabaseUSA.com is third-party data provided by Lightcast to its customers as a convenience, and Lightcast does not endorse or warrant its accuracy or consistency with other published Lightcast data. In most cases, the Business Count will not match total companies with profiles on the summary tab.

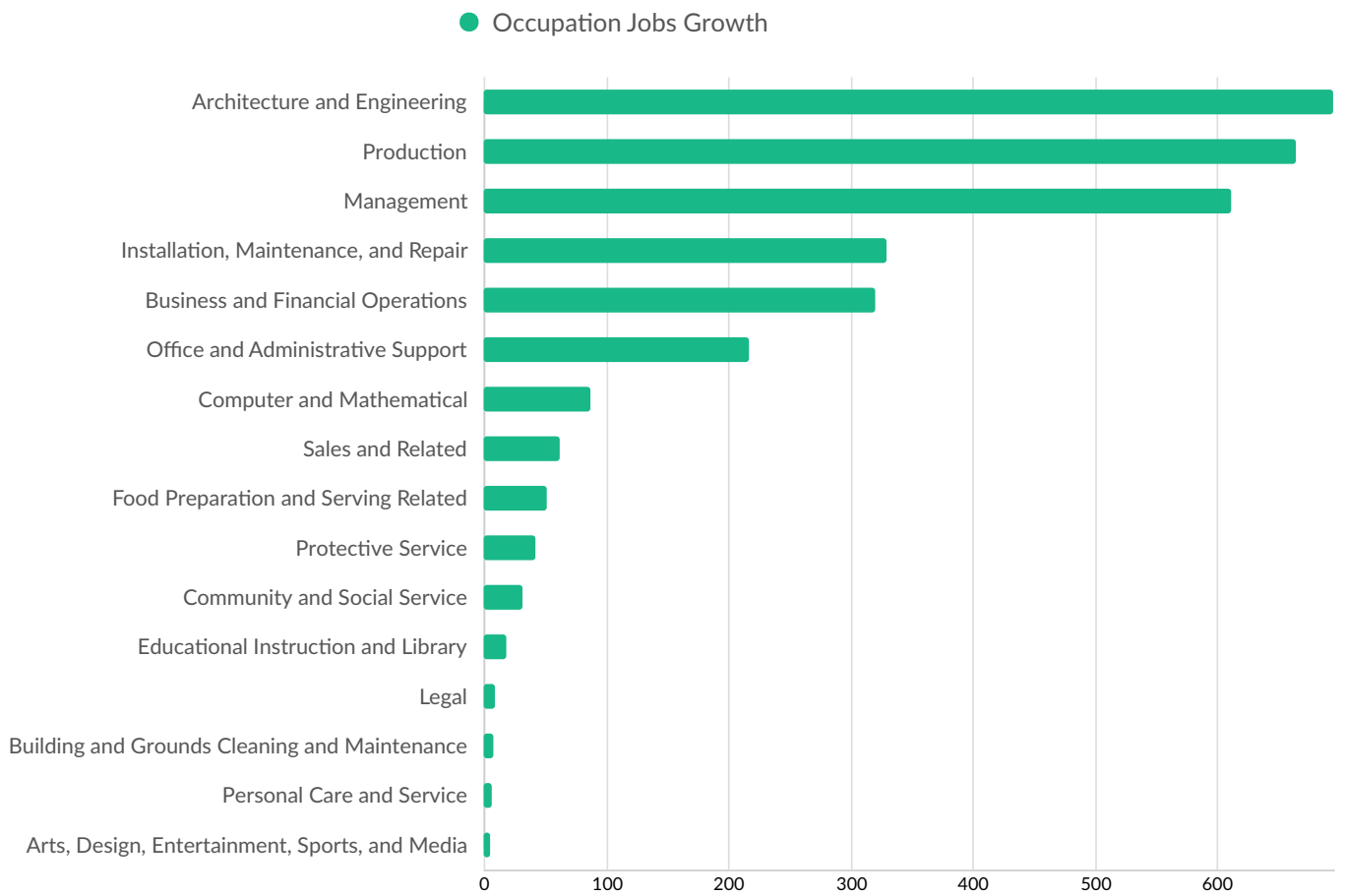


# Workforce Characteristics

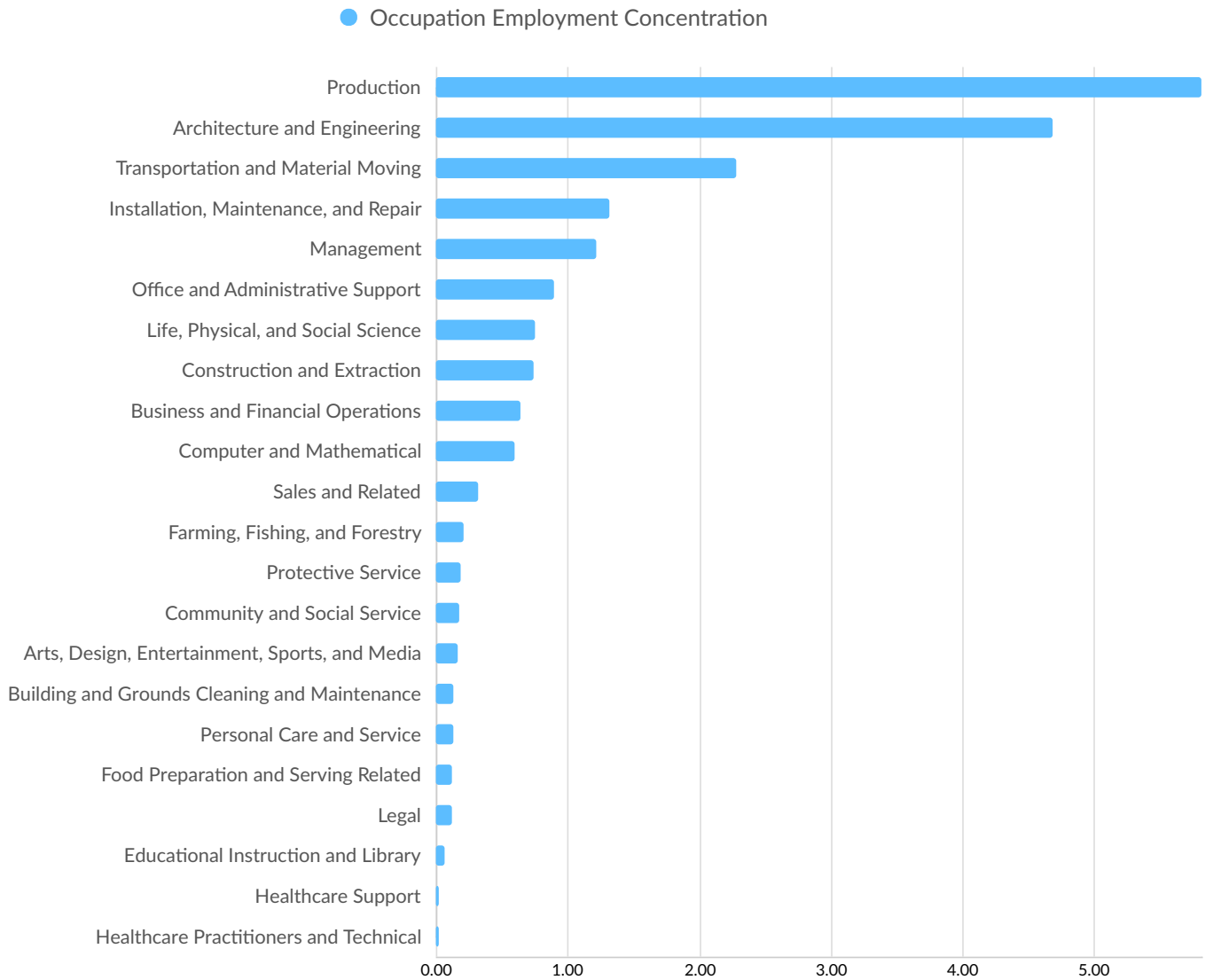
## Largest Occupations



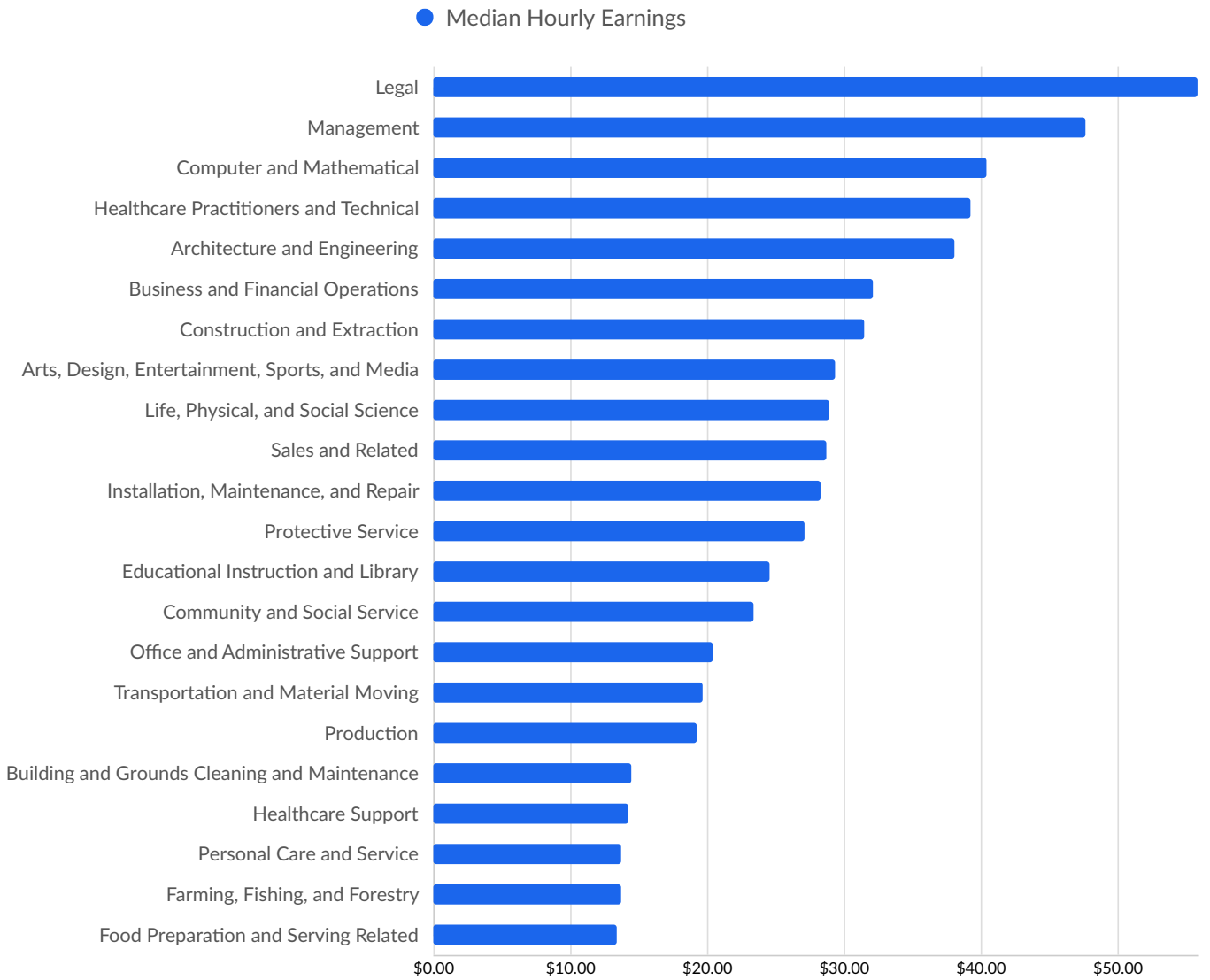
## Top Growing Occupations



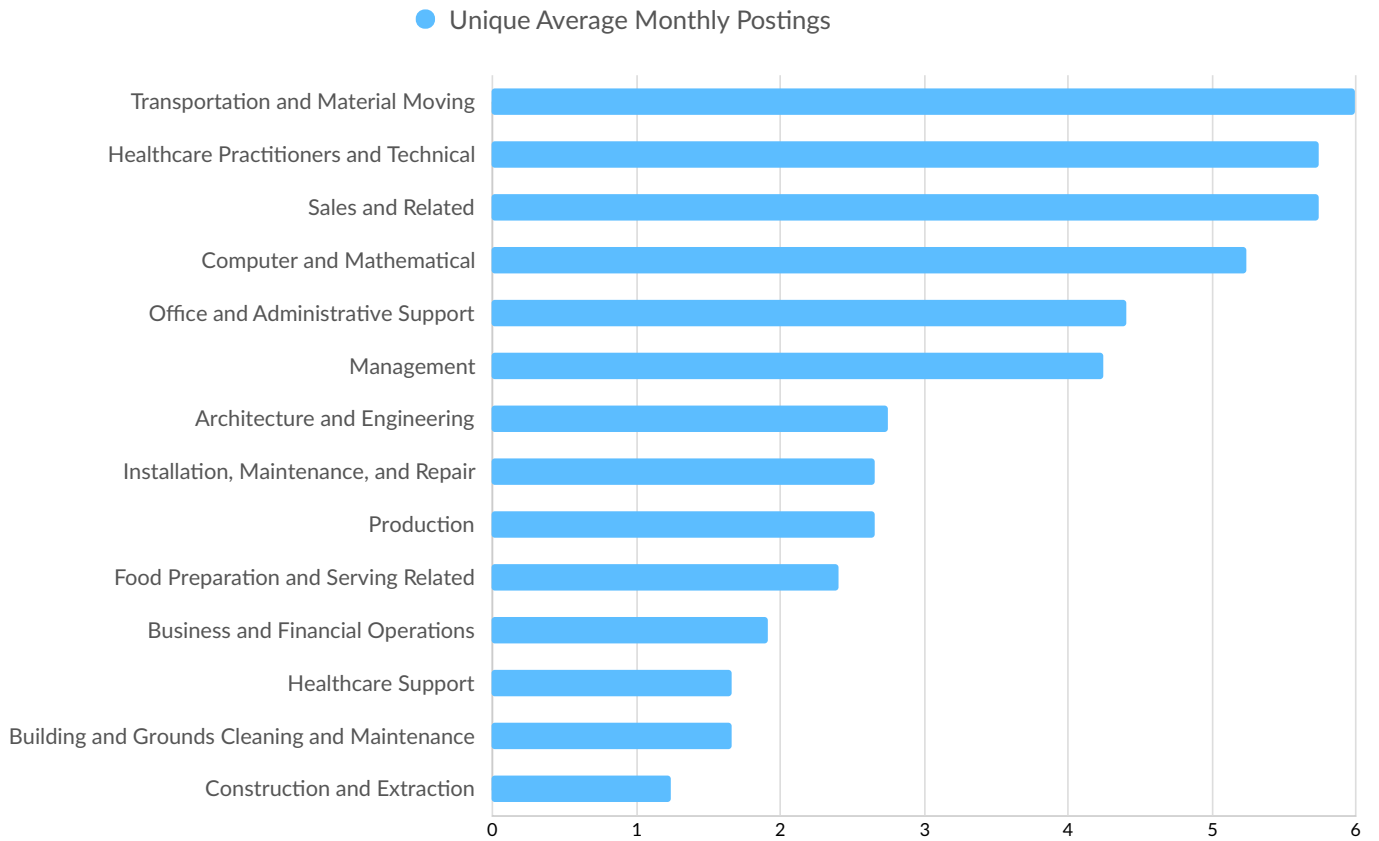
## Top Occupation Employment Concentration



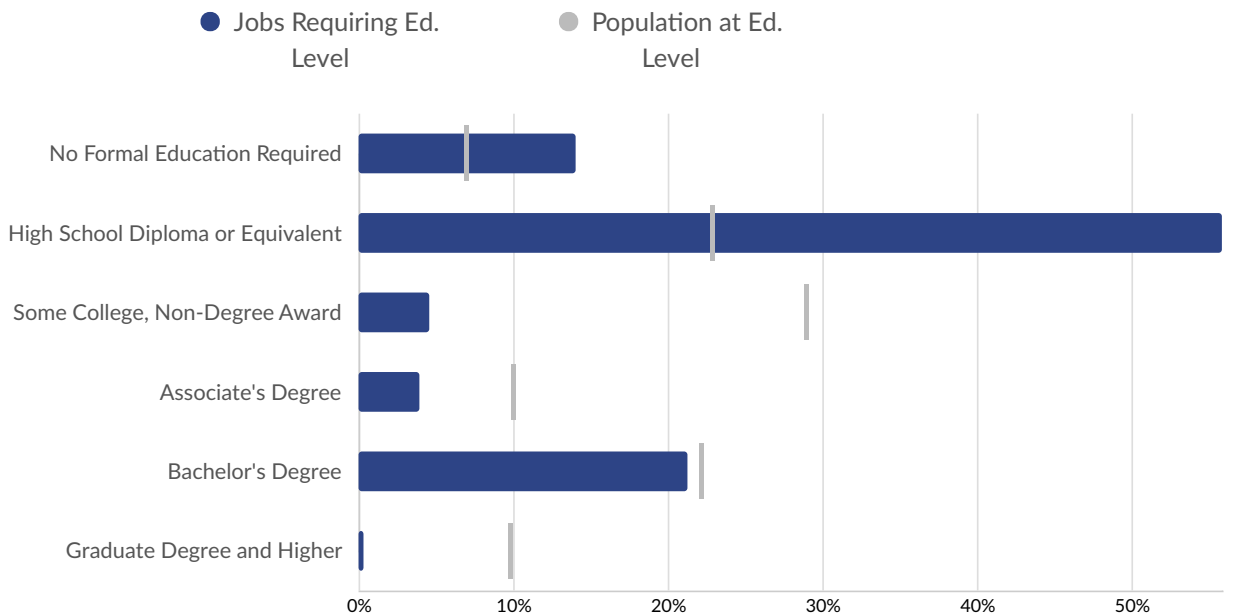
## Top Occupation Earnings



## Top Posted Occupations



## Underemployment



## Educational Pipeline

Over the last 5 years, no schools in Storey County, NV produced graduates.

## In-Demand Skills

