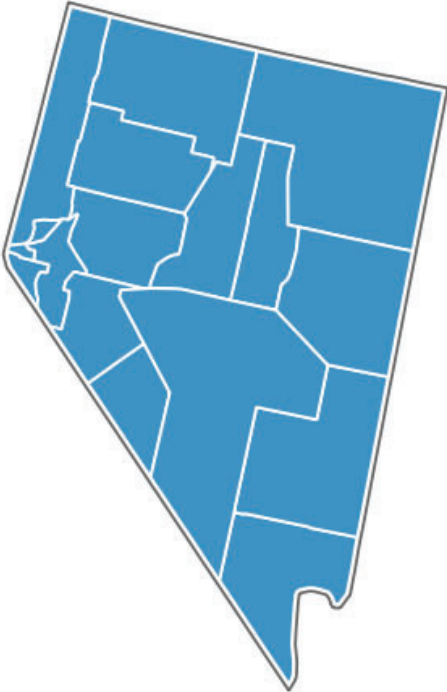


Nevada's Manufacturing Sector



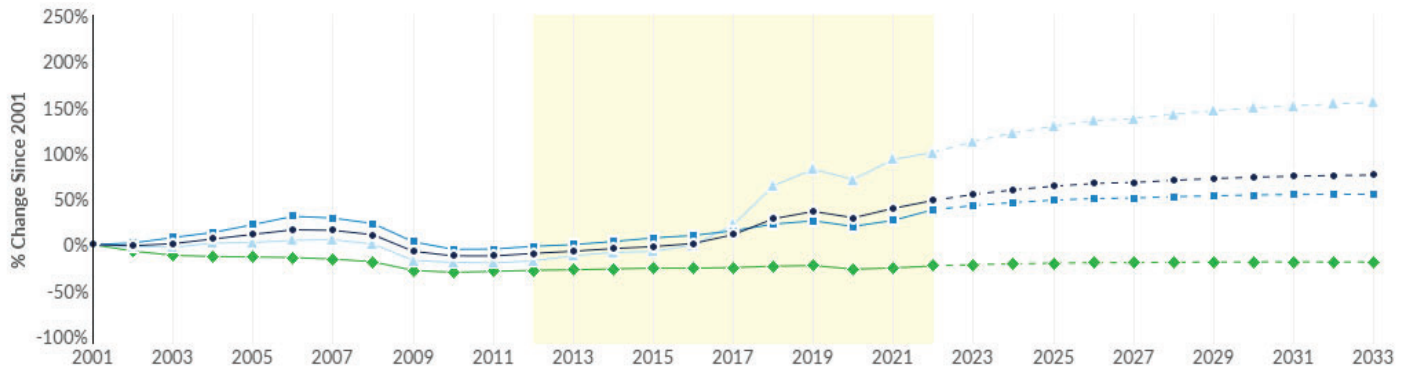
Industry Summary for Manufacturing

67,011 Jobs (2022) 46% below National average	64.0% % Change (2012-2022) Nation: 6.6%	\$89,993 Avg. Earnings Per Job (2022) Nation: \$97,487
---	---	--

Industry Detail

Payrolled Business Locations (2022)	2,134
Jobs Multiplier	4

Regional Trends



	Region	2012 Jobs	2022 Jobs	Change	% Change
●	Nevada	40,871	67,011	26,140	64.0%
●	Las Vegas, NV Metro	21,425	30,177	8,751	40.8%
●	Reno, NV Metro	11,714	28,572	16,858	143.9%
●	United States	12,195,131	13,000,806	805,675	6.6%

Regional Breakdown of Nevada's Manufacturing Sector

County	Jobs (2012)	Jobs (2022)	Job Change (2012 - 2022)	Job Change %	Earnings (2022)	Jobs LQ (2022)
Clark County	21,425	30,177	8,751	41%	\$78,025	0.33
Washoe County	11,215	15,214	3,999	36%	\$85,899	0.78
Storey County	499	13,358	12,859	2575%	\$122,610	8.70
Carson City County	2,759	2,661	(98)	(4%)	\$80,843	1.10
Lyon County	2,035	2,269	233	11%	\$89,155	2.01
Douglas County	1,792	2,065	273	15%	\$95,741	1.28
Churchill County	359	576	218	61%	\$111,000	0.70
Humboldt County	278	273	(5)	(2%)	\$84,871	0.44
Elko County	249	171	(78)	(31%)	\$80,860	0.10
Nye County	121	161	40	33%	\$55,707	0.15
Eureka County	<10	28	Insf. Data	Insf. Data	\$89,896	0.08
Pershing County	26	23	(2)	(9%)	\$73,145	0.15
Lincoln County	15	12	(2)	(15%)	\$72,148	0.11
Esmeralda County	<10	<10	Insf. Data	Insf. Data	Insf. Data	0.29
Lander County	33	<10	Insf. Data	Insf. Data	Insf. Data	0.02
White Pine County	25	<10	Insf. Data	Insf. Data	Insf. Data	0.03
[Nevada, county not reported]	<10	<10	Insf. Data	Insf. Data	Insf. Data	0.00
Mineral County	26	0	(26)	(100%)	\$0	0.00
	40,871	67,011	26,140	64%	\$89,993	

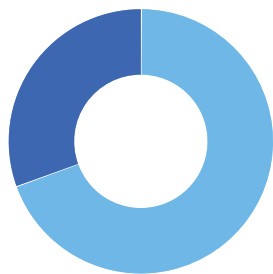
Top Occupations Employed in these Industries

Description	Employed in Industry Group (2022)	% of Total Jobs in Industry Group (2022)
Miscellaneous Assemblers and Fabricators	7,345	11.0%
Laborers and Freight, Stock, and Material Movers, Hand	3,164	4.7%
First-Line Supervisors of Production and Operating Workers	2,750	4.1%
Shipping, Receiving, and Inventory Clerks	2,154	3.2%
General and Operations Managers	2,132	3.2%

Industry Requirements (Top Supply Chain)

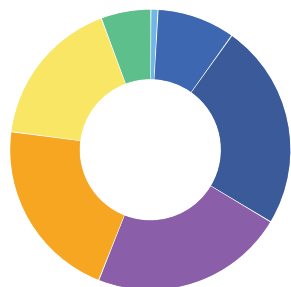
Purchases from	In-region Purchases	Imported Purchases	Total Purchases
Corporate, Subsidiary, and Regional Managing Offices	\$339,828,004	\$107,349,641	\$447,177,644
Nonferrous Metal (except Aluminum) Smelting and Refining	\$49,260,643	\$378,210,305	\$427,470,948
Iron and Steel Mills and Ferroalloy Manufacturing	\$1,008,257	\$406,097,375	\$407,105,632
Nonferrous Metal (except Copper and Aluminum) Rolling, Drawing, and Extruding	\$54,973,171	\$249,374,804	\$304,347,975
Crude Petroleum Extraction	\$33,338,833	\$237,007,910	\$270,346,743

Industry Gender Breakdown



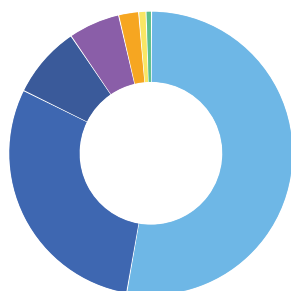
Gender	2022 Jobs	2022 Percent
● Males	46,484	69.4%
● Females	20,527	30.6%

Industry Age Breakdown



Age	2022 Jobs	2022 Percent
● 14-18	546	0.8%
● 19-24	6,019	9.0%
● 25-34	15,897	23.7%
● 35-44	15,011	22.4%
● 45-54	14,110	21.1%
● 55-64	11,573	17.3%
● 65+	3,855	5.8%

Industry Race/Ethnicity Breakdown



Race/Ethnicity	2022 Jobs	2022 Percent
● White	35,296	52.7%
● Hispanic or Latino	19,796	29.5%
● Asian	5,495	8.2%
● Black or African American	3,923	5.9%
● Two or More Races	1,526	2.3%
● American Indian or Alaska Native	556	0.8%
● Native Hawaiian or Other Pacific Islander	420	0.6%

Industry Breakdown of Nevada's Manufacturing Sector

NAICS	Description	2012 Jobs	2022 Jobs	2012 - 2022 Change	Avg. Earnings Per Job	2022 Location Quotient
335911	Storage Battery Manufacturing	0	12,118	12,118	\$126,224	32.04
339999	All Other Miscellaneous Manufacturing	5,697	4,178	(1,519)	\$146,301	5.81
323111	Commercial Printing (except Screen and Books)	2,887	3,043	156	\$66,967	1.11
326199	All Other Plastics Product Manufacturing	824	1,420	597	\$72,006	0.46
327320	Ready-Mix Concrete Manufacturing	868	1,375	508	\$86,457	1.41
339950	Sign Manufacturing	1,288	1,308	20	\$75,036	1.48
334511	Search, Detection, Navigation, Guidance, Aeronautical, and Nautical System and Instrument Manufacturing	375	1,281	905	\$117,928	1.03
311811	Retail Bakeries	546	1,151	605	\$36,295	1.04
332322	Sheet Metal Work Manufacturing	689	1,127	438	\$70,471	1.02
332323	Ornamental and Architectural Metal Work Manufacturing	429	1,028	600	\$66,857	2.44
337110	Wood Kitchen Cabinet and Countertop Manufacturing	588	1,010	422	\$55,106	0.77
332312	Fabricated Structural Metal Manufacturing	427	1,000	573	\$108,373	1.13
311812	Commercial Bakeries	973	1,000	27	\$59,593	0.73
326111	Plastics Bag and Pouch Manufacturing	649	928	279	\$64,039	2.50
323113	Commercial Screen Printing	327	914	587	\$47,592	1.21
325412	Pharmaceutical Preparation Manufacturing	494	808	314	\$82,973	0.37
327390	Other Concrete Product Manufacturing	415	743	329	\$84,733	1.36
334513	Instruments and Related Products Manufacturing for Measuring, Displaying, and Controlling Industrial Process Variables	823	687	(137)	\$125,587	1.25
321214	Truss Manufacturing	319	649	330	\$75,444	1.92
327991	Cut Stone and Stone Product Manufacturing	278	619	341	\$72,535	1.71
332722	Bolt, Nut, Screw, Rivet, and Washer Manufacturing	580	617	38	\$85,576	1.85
332710	Machine Shops	722	581	(141)	\$70,045	0.22

312112	Bottled Water Manufacturing	66	571	504	\$87,233	3.19
332999	All Other Miscellaneous Fabricated Metal Product Manufacturing	349	527	178	\$91,128	0.64
311991	Perishable Prepared Food Manufacturing	311	527	216	\$44,088	0.88
334418	Printed Circuit Assembly (Electronic Assembly) Manufacturing	550	479	(71)	\$74,732	0.85
327420	Gypsum Product Manufacturing	291	456	165	\$105,041	4.17
322291	Sanitary Paper Product Manufacturing	498	454	(44)	\$73,739	1.70
311412	Frozen Specialty Food Manufacturing	320	453	133	\$61,905	0.73
339116	Dental Laboratories	370	435	65	\$64,784	0.86
311520	Ice Cream and Frozen Dessert Manufacturing	605	434	(171)	\$74,359	1.83
333413	Industrial and Commercial Fan and Blower and Air Purification Equipment Manufacturing	160	421	261	\$49,361	1.40
326150	Urethane and Other Foam Product (except Polystyrene) Manufacturing	71	414	343	\$75,846	1.14
325411	Medicinal and Botanical Manufacturing	30	413	383	\$81,673	1.05
311941	Mayonnaise, Dressing, and Other Prepared Sauce Manufacturing	123	405	282	\$73,614	2.04
321219	Reconstituted Wood Product Manufacturing	122	373	251	\$86,574	2.65
337127	Institutional Furniture Manufacturing	176	359	183	\$53,995	1.57
325510	Paint and Coating Manufacturing	178	355	176	\$93,340	0.85
325620	Toilet Preparation Manufacturing	44	335	291	\$71,480	0.57
311942	Spice and Extract Manufacturing	259	334	75	\$82,792	1.28
312111	Soft Drink Manufacturing	106	319	213	\$73,178	0.41
321920	Wood Container and Pallet Manufacturing	171	311	140	\$61,365	0.46
311352	Confectionery Manufacturing from Purchased Chocolate	195	307	113	\$57,638	0.99
311821	Cookie and Cracker Manufacturing	41	307	266	\$79,075	0.86
311612	Meat Processed from Carcasses	98	307	209	\$51,717	0.22
334516	Analytical Laboratory Instrument Manufacturing	200	297	96	\$113,425	0.67
332812	Metal Coating, Engraving (except Jewelry and Silverware), and Allied Services to Manufacturers	104	297	193	\$62,327	0.54
339930	Doll, Toy, and Game Manufacturing	90	296	206	\$43,865	2.35
336390	Other Motor Vehicle Parts Manufacturing	108	293	186	\$71,952	0.20

337212	Custom Architectural Woodwork and Millwork Manufacturing	177	284	106	\$85,798	1.10
311919	Other Snack Food Manufacturing	12	282	270	\$55,008	0.63
311920	Coffee and Tea Manufacturing	263	275	12	\$61,899	1.06
311511	Fluid Milk Manufacturing	202	260	57	\$81,612	0.50
333318	Other Commercial and Service Industry Machinery Manufacturing	261	260	(1)	\$63,943	0.43
332321	Metal Window and Door Manufacturing	137	259	122	\$62,463	0.38
327215	Glass Product Manufacturing Made of Purchased Glass	125	257	133	\$61,689	0.58
325998	All Other Miscellaneous Chemical Product and Preparation Manufacturing	116	255	139	\$103,013	0.61
326113	Unlaminated Plastics Film and Sheet (except Packaging) Manufacturing	276	253	(23)	\$79,644	0.71
314999	All Other Miscellaneous Textile Product Mills	217	250	33	\$52,983	0.78
332119	Metal Crown, Closure, and Other Metal Stamping (except Automotive)	47	249	203	\$105,927	0.51
311421	Fruit and Vegetable Canning	137	236	99	\$80,599	0.42
322121	Paper (except Newsprint) Mills	0	235	235	\$111,132	0.50
321992	Prefabricated Wood Building Manufacturing	33	234	202	\$72,478	1.20
336310	Motor Vehicle Gasoline Engine and Engine Parts Manufacturing	191	232	40	\$62,500	0.42
332911	Industrial Valve Manufacturing	258	229	(29)	\$86,231	0.91
314910	Textile Bag and Canvas Mills	159	223	64	\$52,351	0.83
339113	Surgical Appliance and Supplies Manufacturing	121	215	95	\$91,665	0.21
321999	All Other Miscellaneous Wood Product Manufacturing	38	213	175	\$54,817	0.71
326121	Unlaminated Plastics Profile Shape Manufacturing	103	212	109	\$87,458	0.97
335912	Primary Battery Manufacturing	<10	210	Insf. Data	\$94,327	4.31
339112	Surgical and Medical Instrument Manufacturing	192	209	16	\$86,030	0.15
335999	All Other Miscellaneous Electrical Equipment and Component Manufacturing	316	205	(111)	\$151,629	0.65
332994	Small Arms, Ordnance, and Ordnance Accessories Manufacturing	120	204	84	\$80,720	0.84
333517	Machine Tool Manufacturing	112	203	91	\$86,937	0.51

336413	Other Aircraft Parts and Auxiliary Equipment Manufacturing	130	203	73	\$79,005	0.22
334417	Electronic Connector Manufacturing	113	198	84	\$55,920	0.91
339910	Jewelry and Silverware Manufacturing	175	196	22	\$94,993	0.78
333924	Industrial Truck, Tractor, Trailer, and Stacker Machinery Manufacturing	51	193	142	\$69,626	0.70
326122	Plastics Pipe and Pipe Fitting Manufacturing	248	189	(59)	\$84,470	0.64
327410	Lime Manufacturing	149	188	39	\$121,280	4.82
326160	Plastics Bottle Manufacturing	123	182	59	\$66,884	0.53
312140	Distilleries	<10	181	Insf. Data	\$77,059	0.76
336991	Motorcycle, Bicycle, and Parts Manufacturing	95	177	82	\$50,927	1.52
311340	Nonchocolate Confectionery Manufacturing	106	175	69	\$57,193	0.75
331420	Copper Rolling, Drawing, Extruding, and Alloying	0	171	171	\$111,897	0.65
337215	Showcase, Partition, Shelving, and Locker Manufacturing	96	171	75	\$60,006	0.45
334419	Other Electronic Component Manufacturing	169	170	1	\$56,532	0.28
332311	Prefabricated Metal Building and Component Manufacturing	141	170	29	\$82,331	0.50
333912	Air and Gas Compressor Manufacturing	47	169	122	\$116,353	0.94
339920	Sporting and Athletic Goods Manufacturing	122	168	46	\$84,153	0.32
312120	Breweries	11	166	155	\$49,752	0.16
336412	Aircraft Engine and Engine Parts Manufacturing	395	163	(232)	\$97,708	0.21
337121	Upholstered Household Furniture Manufacturing	<10	162	Insf. Data	\$43,549	0.29
326299	All Other Rubber Product Manufacturing	203	161	(42)	\$69,060	0.68
331524	Aluminum Foundries (except Die-Casting)	167	159	(8)	\$97,855	1.02
324110	Petroleum Refineries	82	159	77	\$121,418	0.27
321918	Other Millwork (including Flooring)	158	157	(1)	\$75,734	0.40
334413	Semiconductor and Related Device Manufacturing	84	154	70	\$128,281	0.08
321911	Wood Window and Door Manufacturing	33	153	121	\$78,578	0.27

324122	Asphalt Shingle and Coating Materials Manufacturing	54	153	98	\$130,363	1.25
336214	Travel Trailer and Camper Manufacturing	122	150	29	\$64,773	0.29
331491	Nonferrous Metal (except Copper and Aluminum) Rolling, Drawing, and Extruding	223	149	(74)	\$96,104	1.16
311119	Other Animal Food Manufacturing	64	146	82	\$85,302	0.41
335311	Power, Distribution, and Specialty Transformer Manufacturing	<10	145	Insf. Data	\$130,357	0.57
327331	Concrete Block and Brick Manufacturing	87	139	52	\$101,078	0.75
337214	Office Furniture (except Wood) Manufacturing	93	138	45	\$73,198	0.71
325180	Other Basic Inorganic Chemical Manufacturing	232	137	(95)	\$131,910	0.36
311230	Breakfast Cereal Manufacturing	98	134	37	\$95,986	1.15
311513	Cheese Manufacturing	0	133	133	\$93,062	0.24
334310	Audio and Video Equipment Manufacturing	28	131	103	\$105,617	0.69
327310	Cement Manufacturing	119	122	4	\$112,040	0.90
322219	Other Paperboard Container Manufacturing	19	121	102	\$74,618	0.49
333612	Speed Changer, Industrial High-Speed Drive, and Gear Manufacturing	63	116	53	\$99,095	1.10
334220	Radio and Television Broadcasting and Wireless Communications Equipment Manufacturing	110	116	6	\$102,406	0.23
333511	Industrial Mold Manufacturing	16	116	100	\$100,026	0.35
335220	Major Household Appliance Manufacturing	<10	114	Insf. Data	\$80,776	0.21
334416	Capacitor, Resistor, Coil, Transformer, and Other Inductor Manufacturing	74	113	39	\$54,014	0.70
333999	All Other Miscellaneous General Purpose Machinery Manufacturing	131	112	(20)	\$90,934	0.28
337910	Mattress Manufacturing	73	105	31	\$48,717	0.41
326220	Rubber and Plastics Hoses and Belting Manufacturing	110	103	(7)	\$69,990	0.46
314120	Curtain and Linen Mills	119	103	(16)	\$53,533	0.59
314994	Rope, Cordage, Twine, Tire Cord, and Tire Fabric Mills	19	101	82	\$54,124	1.69
325199	All Other Basic Organic Chemical Manufacturing	39	99	60	\$147,362	0.25

311830	Tortilla Manufacturing	71	99	28	\$44,571	0.52
315210	Cut and Sew Apparel Contractors	<10	98	Insf. Data	\$28,842	0.29
325520	Adhesive Manufacturing	<10	93	Insf. Data	\$84,790	0.40
315240	Women's, Girls', and Infants' Cut and Sew Apparel Manufacturing	37	93	56	\$21,069	0.55
326140	Polystyrene Foam Product Manufacturing	82	92	10	\$66,496	0.31
327992	Ground or Treated Mineral and Earth Manufacturing	72	92	20	\$74,064	1.67
326130	Laminated Plastics Plate, Sheet (except Packaging), and Shape Manufacturing	0	87	87	\$76,712	0.45
336111	Automobile Manufacturing	162	87	(75)	\$81,815	0.06
322220	Paper Bag and Coated and Treated Paper Manufacturing	134	87	(47)	\$69,140	0.16
311930	Flavoring Syrup and Concentrate Manufacturing	16	85	69	\$91,703	1.00
334515	Instrument Manufacturing for Measuring and Testing Electricity and Electrical Signals	77	84	7	\$74,587	0.23
336350	Motor Vehicle Transmission and Power Train Parts Manufacturing	19	84	65	\$73,598	0.11
336411	Aircraft Manufacturing	11	83	72	\$114,776	0.04
311411	Frozen Fruit, Juice, and Vegetable Manufacturing	62	81	19	\$71,476	0.28
333514	Special Die and Tool, Die Set, Jig, and Fixture Manufacturing	49	81	33	\$88,169	0.15
322299	All Other Converted Paper Product Manufacturing	65	79	15	\$67,787	0.46
323117	Books Printing	<10	79	Insf. Data	\$61,108	0.54
339940	Office Supplies (except Paper) Manufacturing	89	79	(11)	\$79,215	0.75
336330	Motor Vehicle Steering and Suspension Components (except Spring) Manufacturing	<10	75	Insf. Data	\$55,252	0.24
332420	Metal Tank (Heavy Gauge) Manufacturing	72	75	3	\$74,005	0.22
332216	Saw Blade and Handtool Manufacturing	47	74	27	\$53,399	0.27
334519	Other Measuring and Controlling Device Manufacturing	62	73	12	\$81,665	0.20
335314	Relay and Industrial Control Manufacturing	23	72	49	\$100,805	0.18

332431	Metal Can Manufacturing	0	71	71	\$107,400	0.33
333249	Other Industrial Machinery Manufacturing	20	70	50	\$90,856	0.12
325211	Plastics Material and Resin Manufacturing	<10	70	Insf. Data	\$79,763	0.12
332721	Precision Turned Product Manufacturing	137	69	(68)	\$67,596	0.19
311351	Chocolate and Confectionery Manufacturing from Cacao Beans	0	67	67	\$113,167	0.70
333991	Power-Driven Handtool Manufacturing	64	67	2	\$84,258	0.49
311999	All Other Miscellaneous Food Manufacturing	54	66	12	\$63,941	0.17
311423	Dried and Dehydrated Food Manufacturing	122	65	(56)	\$69,572	0.54
331512	Steel Investment Foundries	250	59	(190)	\$70,263	0.57
336414	Guided Missile and Space Vehicle Manufacturing	19	57	39	\$84,777	0.08
315280	Other Cut and Sew Apparel Manufacturing	<10	57	Insf. Data	\$25,768	0.50
311514	Dry, Condensed, and Evaporated Dairy Product Manufacturing	0	57	57	\$80,206	0.31
339115	Ophthalmic Goods Manufacturing	103	57	(46)	\$66,764	0.24
325612	Polish and Other Sanitation Good Manufacturing	<10	54	Insf. Data	\$68,072	0.22
332510	Hardware Manufacturing	80	54	(27)	\$66,310	0.22
327999	All Other Miscellaneous Nonmetallic Mineral Product Manufacturing	61	54	(7)	\$68,817	0.46
311710	Seafood Product Preparation and Packaging	122	53	(70)	\$50,571	0.16
322230	Stationery Product Manufacturing	20	53	33	\$113,373	0.37
325611	Soap and Other Detergent Manufacturing	24	52	28	\$49,557	0.19
311111	Dog and Cat Food Manufacturing	66	50	(16)	\$93,966	0.15
337122	Nonupholstered Wood Household Furniture Manufacturing	22	50	29	\$52,145	0.16
336320	Motor Vehicle Electrical and Electronic Equipment Manufacturing	111	50	(61)	\$55,786	0.09
333241	Food Product Machinery Manufacturing	19	48	29	\$74,806	0.24
325910	Printing Ink Manufacturing	43	48	4	\$108,078	0.66
324121	Asphalt Paving Mixture and Block Manufacturing	52	47	(5)	\$135,492	0.31

326112	Plastics Packaging Film and Sheet (including Laminated) Manufacturing	62	46	(16)	\$69,294	0.20
333515	Cutting Tool and Machine Tool Accessory Manufacturing	48	45	(2)	\$98,215	0.22
331313	Alumina Refining and Primary Aluminum Production	<10	45	Insf. Data	\$63,430	0.56
311824	Dry Pasta, Dough, and Flour Mixes Manufacturing from Purchased Flour	28	45	17	\$38,265	0.22
332912	Fluid Power Valve and Hose Fitting Manufacturing	65	44	(20)	\$79,325	0.13
333314	Optical Instrument and Lens Manufacturing	<10	44	Insf. Data	\$82,818	0.21
332813	Electroplating, Plating, Polishing, Anodizing, and Coloring	73	44	(30)	\$66,502	0.08
339991	Gasket, Packing, and Sealing Device Manufacturing	102	43	(58)	\$118,148	0.15
332991	Ball and Roller Bearing Manufacturing	24	43	19	\$82,023	0.21
313230	Nonwoven Fabric Mills	147	42	(104)	\$84,334	0.29
332992	Small Arms Ammunition Manufacturing	39	42	4	\$45,083	0.35
333993	Packaging Machinery Manufacturing	25	42	17	\$82,049	0.18
335122	Commercial, Industrial, and Institutional Electric Lighting Fixture Manufacturing	39	41	2	\$85,567	0.22
331410	Nonferrous Metal (except Aluminum) Smelting and Refining	600	41	(560)	\$138,725	0.56
311615	Poultry Processing	0	40	40	\$55,879	0.02
325991	Custom Compounding of Purchased Resins	28	40	12	\$133,689	0.24
336112	Light Truck and Utility Vehicle Manufacturing	0	39	39	\$69,203	0.05
315990	Apparel Accessories and Other Apparel Manufacturing	<10	39	Insf. Data	\$20,857	0.29
327993	Mineral Wool Manufacturing	25	38	13	\$95,306	0.23
334512	Automatic Environmental Control Manufacturing for Residential, Commercial, and Appliance Use	11	38	27	\$78,280	0.30
332811	Metal Heat Treating	15	38	22	\$78,313	0.22
312230	Tobacco Manufacturing	<10	37	Insf. Data	\$100,105	0.35
334111	Electronic Computer Manufacturing	91	37	(54)	\$60,387	0.03
316998	All Other Leather Good and Allied Product Manufacturing	77	36	(40)	\$49,131	0.28

333994	Industrial Process Furnace and Oven Manufacturing	30	35	5	\$71,387	0.41
325314	Fertilizer (Mixing Only) Manufacturing	23	33	10	\$64,779	0.39
333996	Fluid Power Pump and Motor Manufacturing	23	31	8	\$89,956	0.17
335929	Other Communication and Energy Wire Manufacturing	53	31	(22)	\$87,374	0.26
332613	Spring Manufacturing	<10	30	Insf. Data	\$95,204	0.19
334614	Software and Other Prerecorded Compact Disc, Tape, and Record Reproducing	<10	29	Insf. Data	\$101,160	0.34
326212	Tire Retreading	36	29	(7)	\$61,402	0.45
334210	Telephone Apparatus Manufacturing	19	29	10	\$74,545	0.19
336340	Motor Vehicle Brake System Manufacturing	11	29	18	\$81,174	0.14
312130	Wineries	0	29	29	\$32,363	0.04
327120	Clay Building Material and Refractories Manufacturing	<10	28	Insf. Data	\$84,817	0.13
326291	Rubber Product Manufacturing for Mechanical Use	<10	28	Insf. Data	\$56,193	0.10
337125	Household Furniture (except Wood and Metal) Manufacturing	0	28	28	\$46,573	0.48
333922	Conveyor and Conveying Equipment Manufacturing	34	27	(6)	\$104,492	0.08
336211	Motor Vehicle Body Manufacturing	23	27	4	\$72,672	0.05
334510	Electromedical and Electrotherapeutic Apparatus Manufacturing	38	27	(11)	\$80,625	0.04
335313	Switchgear and Switchboard Apparatus Manufacturing	39	26	(12)	\$100,624	0.08
339114	Dental Equipment and Supplies Manufacturing	<10	26	Insf. Data	\$65,030	0.17
334517	Irradiation Apparatus Manufacturing	0	26	26	\$112,202	0.19
327332	Concrete Pipe Manufacturing	0	25	25	\$90,156	0.30
335210	Small Electrical Appliance Manufacturing	<10	25	Insf. Data	\$105,220	0.20
326191	Plastics Plumbing Fixture Manufacturing	81	24	(56)	\$84,121	0.15
332996	Fabricated Pipe and Pipe Fitting Manufacturing	29	24	(5)	\$64,515	0.08
336360	Motor Vehicle Seating and Interior Trim Manufacturing	<10	24	Insf. Data	\$55,952	0.03

325992	Photographic Film, Paper, Plate, and Chemical Manufacturing	<10	24	Insf. Data	\$101,307	0.35
323120	Support Activities for Printing	74	24	(50)	\$52,099	0.14
321113	Sawmills	<10	23	Insf. Data	\$71,322	0.03
322130	Paperboard Mills	0	23	23	\$107,393	0.07
311813	Frozen Cakes, Pies, and Other Pastries Manufacturing	<10	22	Insf. Data	\$79,940	0.17
333111	Farm Machinery and Equipment Manufacturing	0	22	22	\$50,847	0.03
332919	Other Metal Valve and Pipe Fitting Manufacturing	32	21	(11)	\$62,934	0.15
311225	Fats and Oils Refining and Blending	0	20	20	\$73,663	0.29
335931	Current-Carrying Wiring Device Manufacturing	<10	20	Insf. Data	\$60,174	0.07
332313	Plate Work Manufacturing	11	19	8	\$59,914	0.04
331492	Secondary Smelting, Refining, and Alloying of Nonferrous Metal (except Copper and Aluminum)	165	18	(147)	\$120,312	0.18
336612	Boat Building	<10	17	Insf. Data	\$49,941	0.04
332618	Other Fabricated Wire Product Manufacturing	51	17	(34)	\$105,923	0.07
333415	Air-Conditioning and Warm Air Heating Equipment and Commercial and Industrial Refrigeration Equipment Manufacturing	170	17	(153)	\$73,325	0.02
336999	All Other Transportation Equipment Manufacturing	25	17	(9)	\$51,441	0.08
311613	Rendering and Meat Byproduct Processing	86	16	(70)	\$78,446	0.21
312113	Ice Manufacturing	73	15	(58)	\$62,026	0.20
332439	Other Metal Container Manufacturing	127	14	(113)	\$63,741	0.10
321912	Cut Stock, Resawing Lumber, and Planing	<10	14	Insf. Data	\$62,783	0.11
324191	Petroleum Lubricating Oil and Grease Manufacturing	15	14	(1)	\$117,301	0.13
334412	Bare Printed Circuit Board Manufacturing	31	13	(18)	\$49,367	0.05
335312	Motor and Generator Manufacturing	64	12	(52)	\$105,776	0.03
337920	Blind and Shade Manufacturing	11	12	1	\$61,370	0.11
332993	Ammunition (except Small Arms) Manufacturing	<10	12	Insf. Data	\$66,208	0.08

335121	Residential Electric Lighting Fixture Manufacturing	<10	11	Insf. Data	\$112,930	0.14
321114	Wood Preservation	55	11	(44)	\$74,574	0.10
334613	Blank Magnetic and Optical Recording Media Manufacturing	31	10	(20)	\$59,001	0.35
333923	Overhead Traveling Crane, Hoist, and Monorail System Manufacturing	36	10	(26)	\$81,561	0.07
322211	Corrugated and Solid Fiber Box Manufacturing	47	10	(36)	\$93,482	0.01
311611	Animal (except Poultry) Slaughtering	0	<10	Insf. Data	Insf. Data	0.00
313210	Broadwoven Fabric Mills	0	<10	Insf. Data	Insf. Data	0.00
313310	Textile and Fabric Finishing Mills	<10	<10	Insf. Data	Insf. Data	0.00
313320	Fabric Coating Mills	31	<10	Insf. Data	Insf. Data	0.01
315220	Men's and Boys' Cut and Sew Apparel Manufacturing	11	<10	Insf. Data	Insf. Data	0.02
316210	Footwear Manufacturing	<10	<10	Insf. Data	Insf. Data	0.01
316992	Women's Handbag and Purse Manufacturing	22	<10	Insf. Data	Insf. Data	0.79
321991	Manufactured Home (Mobile Home) Manufacturing	0	<10	Insf. Data	Insf. Data	0.01
322122	Newsprint Mills	0	<10	Insf. Data	Insf. Data	0.03
324199	All Other Petroleum and Coal Products Manufacturing	<10	<10	Insf. Data	Insf. Data	0.18
325120	Industrial Gas Manufacturing	15	<10	Insf. Data	Insf. Data	0.02
325320	Pesticide and Other Agricultural Chemical Manufacturing	0	<10	Insf. Data	Insf. Data	0.05
325413	In-Vitro Diagnostic Substance Manufacturing	<10	<10	Insf. Data	Insf. Data	0.01
325414	Biological Product (except Diagnostic) Manufacturing	0	<10	Insf. Data	Insf. Data	0.00
327110	Pottery, Ceramics, and Plumbing Fixture Manufacturing	90	<10	Insf. Data	Insf. Data	0.06
331210	Iron and Steel Pipe and Tube Manufacturing from Purchased Steel	<10	<10	Insf. Data	Insf. Data	0.04
331511	Iron Foundries	0	<10	Insf. Data	Insf. Data	0.00
331529	Other Nonferrous Metal Foundries (except Die-Casting)	0	<10	Insf. Data	Insf. Data	0.03
332112	Nonferrous Forging	105	<10	Insf. Data	Insf. Data	0.14
332215	Metal Kitchen Cookware, Utensil, Cutlery, and Flatware (except Precious) Manufacturing	0	<10	Insf. Data	Insf. Data	0.08

332913	Plumbing Fixture Fitting and Trim Manufacturing	12	<10	Insf. Data	Insf. Data	0.03
333120	Construction Machinery Manufacturing	<10	<10	Insf. Data	Insf. Data	0.01
333131	Mining Machinery and Equipment Manufacturing	15	<10	Insf. Data	Insf. Data	0.10
333244	Printing Machinery and Equipment Manufacturing	<10	<10	Insf. Data	Insf. Data	0.06
333414	Heating Equipment (except Warm Air Furnaces) Manufacturing	12	<10	Insf. Data	Insf. Data	0.02
333914	Measuring, Dispensing, and Other Pumping Equipment Manufacturing	163	<10	Insf. Data	Insf. Data	0.02
333992	Welding and Soldering Equipment Manufacturing	0	<10	Insf. Data	Insf. Data	0.01
333995	Fluid Power Cylinder and Actuator Manufacturing	<10	<10	Insf. Data	Insf. Data	0.02
333997	Scale and Balance Manufacturing	<10	<10	Insf. Data	Insf. Data	0.02
334118	Computer Terminal and Other Computer Peripheral Equipment Manufacturing	85	<10	Insf. Data	Insf. Data	0.00
334290	Other Communications Equipment Manufacturing	49	<10	Insf. Data	Insf. Data	0.00
335129	Other Lighting Equipment Manufacturing	<10	<10	Insf. Data	Insf. Data	0.06
336510	Railroad Rolling Stock Manufacturing	<10	<10	Insf. Data	Insf. Data	0.02
337124	Metal Household Furniture Manufacturing	0	<10	Insf. Data	Insf. Data	0.15
337211	Wood Office Furniture Manufacturing	<10	<10	Insf. Data	Insf. Data	0.03
339992	Musical Instrument Manufacturing	<10	<10	Insf. Data	Insf. Data	0.07
311211	Flour Milling	0	0	0	\$0	0.00
311212	Rice Milling	0	0	0	\$0	0.00
311213	Malt Manufacturing	0	0	0	\$0	0.00
311221	Wet Corn Milling	0	0	0	\$0	0.00
311224	Soybean and Other Oilseed Processing	<10	0	Insf. Data	\$0	0.00
311313	Beet Sugar Manufacturing	0	0	0	\$0	0.00
311314	Cane Sugar Manufacturing	0	0	0	\$0	0.00
311422	Specialty Canning	0	0	0	\$0	0.00
311512	Creamery Butter Manufacturing	0	0	0	\$0	0.00
311911	Roasted Nuts and Peanut Butter Manufacturing	0	0	0	\$0	0.00
313110	Fiber, Yarn, and Thread Mills	0	0	0	\$0	0.00

313220	Narrow Fabric Mills and Schiffli Machine Embroidery	0	0	0	\$0	0.00
313240	Knit Fabric Mills	0	0	0	\$0	0.00
314110	Carpet and Rug Mills	0	0	0	\$0	0.00
315110	Hosiery and Sock Mills	0	0	0	\$0	0.00
315190	Other Apparel Knitting Mills	15	0	(15)	\$0	0.00
316110	Leather and Hide Tanning and Finishing	0	0	0	\$0	0.00
321211	Hardwood Veneer and Plywood Manufacturing	0	0	0	\$0	0.00
321212	Softwood Veneer and Plywood Manufacturing	0	0	0	\$0	0.00
321213	Engineered Wood Member (except Truss) Manufacturing	0	0	0	\$0	0.00
322110	Pulp Mills	0	0	0	\$0	0.00
322212	Folding Paperboard Box Manufacturing	0	0	0	\$0	0.00
325110	Petrochemical Manufacturing	0	0	0	\$0	0.00
325130	Synthetic Dye and Pigment Manufacturing	0	0	0	\$0	0.00
325193	Ethyl Alcohol Manufacturing	0	0	0	\$0	0.00
325194	Cyclic Crude, Intermediate, and Gum and Wood Chemical Manufacturing	0	0	0	\$0	0.00
325212	Synthetic Rubber Manufacturing	0	0	0	\$0	0.00
325220	Artificial and Synthetic Fibers and Filaments Manufacturing	0	0	0	\$0	0.00
325311	Nitrogenous Fertilizer Manufacturing	<10	0	Insf. Data	\$0	0.00
325312	Phosphatic Fertilizer Manufacturing	<10	0	Insf. Data	\$0	0.00
325613	Surface Active Agent Manufacturing	0	0	0	\$0	0.00
325920	Explosives Manufacturing	0	0	0	\$0	0.00
326211	Tire Manufacturing (except Retreading)	27	0	(27)	\$0	0.00
327211	Flat Glass Manufacturing	0	0	0	\$0	0.00
327212	Other Pressed and Blown Glass and Glassware Manufacturing	<10	0	Insf. Data	\$0	0.00
327213	Glass Container Manufacturing	0	0	0	\$0	0.00
327910	Abrasive Product Manufacturing	0	0	0	\$0	0.00
331110	Iron and Steel Mills and Ferroalloy Manufacturing	0	0	0	\$0	0.00
331221	Rolled Steel Shape Manufacturing	<10	0	Insf. Data	\$0	0.00
331222	Steel Wire Drawing	0	0	0	\$0	0.00

331314	Secondary Smelting and Alloying of Aluminum	0	0	0	\$0	0.00
331315	Aluminum Sheet, Plate, and Foil Manufacturing	<10	0	Insf. Data	\$0	0.00
331318	Other Aluminum Rolling, Drawing, and Extruding	0	0	0	\$0	0.00
331513	Steel Foundries (except Investment)	<10	0	Insf. Data	\$0	0.00
331523	Nonferrous Metal Die-Casting Foundries	0	0	0	\$0	0.00
332111	Iron and Steel Forging	0	0	0	\$0	0.00
332114	Custom Roll Forming	12	0	(12)	\$0	0.00
332117	Powder Metallurgy Part Manufacturing	0	0	0	\$0	0.00
332410	Power Boiler and Heat Exchanger Manufacturing	55	0	(55)	\$0	0.00
333112	Lawn and Garden Tractor and Home Lawn and Garden Equipment Manufacturing	0	0	0	\$0	0.00
333132	Oil and Gas Field Machinery and Equipment Manufacturing	0	0	0	\$0	0.00
333242	Semiconductor Machinery Manufacturing	0	0	0	\$0	0.00
333243	Sawmill, Woodworking, and Paper Machinery Manufacturing	<10	0	Insf. Data	\$0	0.00
333316	Photographic and Photocopying Equipment Manufacturing	0	0	0	\$0	0.00
333519	Rolling Mill and Other Metalworking Machinery Manufacturing	0	0	0	\$0	0.00
333611	Turbine and Turbine Generator Set Units Manufacturing	62	0	(62)	\$0	0.00
333613	Mechanical Power Transmission Equipment Manufacturing	0	0	0	\$0	0.00
333618	Other Engine Equipment Manufacturing	13	0	(13)	\$0	0.00
333921	Elevator and Moving Stairway Manufacturing	0	0	0	\$0	0.00
334112	Computer Storage Device Manufacturing	0	0	0	\$0	0.00
334514	Totalizing Fluid Meter and Counting Device Manufacturing	74	0	(74)	\$0	0.00
335110	Electric Lamp Bulb and Part Manufacturing	0	0	0	\$0	0.00
335921	Fiber Optic Cable Manufacturing	0	0	0	\$0	0.00

335932	Noncurrent-Carrying Wiring Device Manufacturing	0	0	0	\$0	0.00
335991	Carbon and Graphite Product Manufacturing	0	0	0	\$0	0.00
336120	Heavy Duty Truck Manufacturing	0	0	0	\$0	0.00
336212	Truck Trailer Manufacturing	0	0	0	\$0	0.00
336213	Motor Home Manufacturing	0	0	0	\$0	0.00
336370	Motor Vehicle Metal Stamping	0	0	0	\$0	0.00
336415	Guided Missile and Space Vehicle Propulsion Unit and Propulsion Unit Parts Manufacturing	0	0	0	\$0	0.00
336419	Other Guided Missile and Space Vehicle Parts and Auxiliary Equipment Manufacturing	0	0	0	\$0	0.00
336611	Ship Building and Repairing	0	0	0	\$0	0.00
336992	Military Armored Vehicle, Tank, and Tank Component Manufacturing	0	0	0	\$0	0.00
339993	Fastener, Button, Needle, and Pin Manufacturing	0	0	0	\$0	0.00
339994	Broom, Brush, and Mop Manufacturing	0	0	0	\$0	0.00
339995	Burial Casket Manufacturing	0	0	0	\$0	0.00
		40,871	67,011	26,140	\$89,993	

Data Sources and Calculations

Industry Data

Lightcast industry data have various sources depending on the class of worker. (1) For QCEW Employees, Lightcast primarily uses the QCEW (Quarterly Census of Employment and Wages), with supplemental estimates from County Business Patterns. (2) Non-QCEW employees data are based on a number of sources including QCEW, Current Employment Statistics, County Business Patterns, BEA State and Local Personal Income reports, the National Industry-Occupation Employment Matrix (NIOEM), the American Community Survey, and Railroad Retirement Board statistics. (3) Self-Employed and Extended Proprietor classes of worker data are primarily based on the American Community Survey, Nonemployer Statistics, and BEA State and Local Personal Income Reports. Projections for QCEW and Non-QCEW Employees are informed by NIOEM and long-term industry projections published by individual states.

Input-Output Data

The input-output model in this report is Lightcast's gravitational flows multi-regional social account matrix model (MR-SAM). It is based on data from the Census Bureau's Current Population Survey and American Community Survey; as well as the Bureau of Economic Analysis' National Income and Product Accounts, Input-Output Make and Use Tables, and Gross State Product data. In addition, several Lightcast in-house data sets are used, as well as data from Oak Ridge National Labs on the cost of transportation between counties.

Staffing Patterns Data

The staffing pattern data in this report are compiled from several sources using a specialized process. For QCEW and Non-QCEW Employees classes of worker, sources include Occupational Employment Statistics, the National Industry-Occupation Employment Matrix, and the American Community Survey. For the Self-Employed and Extended Proprietors classes of worker, the primary source is the American Community Survey, with a small amount of information from Occupational Employment Statistics.

State Data Sources

This report uses state data from the following agencies: Nevada Department of Employment, Training and Rehabilitation