

MEETING HIGHLIGHTS

April 13, 2023

- Nevada had the largest percent year-over-year job growth of any state in February, at 5.1 percent and 7,000 new jobs over the month. At the same time, Nevada had the highest unemployment rate of any state, at 5.5 percent. These two factors may reflect structural changes within our economy; strong job growth in certain sectors such as transportation/warehousing, manufacturing, and construction, while workers in other sectors such as accommodation may be struggling to find jobs.
- State tourism experts are expecting continued strength in Southern Nevada in the coming months, pointing to still-strong gaming win and a packed events calendar with many big names coming to the Vegas area.
 - The Las Vegas Convention and Visitors Authority released their 2022 Economic Impact study, finding that although the overall number of visitors has yet to recover to pre-pandemic levels, per-visitor spending is higher than ever at \$1,156 for the year. The study found that total economic output related to visitor spending was \$79.3 billion, an all-time high and about half of the region's gross output.
 - Excise tax collections also reflect strength in tourism; Gaming Tax, Live Entertainment Tax, and Transportation Connection Tax revenues are all above what was forecasted at last December's Economic Forum. Cannabis taxes, however, are lagging behind prior years; perhaps reflecting a decline in cannabis tourism as more states allow recreational use.
 - Taxable sales continue outpacing the prior year, and outpacing inflation as well. In January, sales were up 8.2 percent over the year while inflation increased by 6.4 percent.

CONSENSUS FORECASTS

UNEMPLOYMENT RATE

The current Statewide unemployment rate stands at 5.5% as of February 2023. The consensus expectation is that the unemployment rate will decline to 5.1% by June 2023 and 4.8% in December, then further decline to 4.6% by June 2024.

JOB GROWTH

As of February, Statewide employment stands 5.1% above February 2022. Year-over-year job growth is expected to slow to 3.9% by June 2023 and 3.0% in December, and further moderate to 2.6% year-over-year growth by June 2024.

VISITOR VOLUME GROWTH

Visitor volume is measured as a 12-month moving average (12MMA) to account for seasonality. Visitor volume was up 13.6% over the year through Feb-23 (preliminary figures only for Jan and Feb). Year-over-year growth is expected to slow to 9.6% by Jun-2023, 7.0% in Dec-2023, and 4.3% by Jun-2024.

TAXABLE SALES GROWTH

Taxable sales are also projected as a 12MMA, which was up 8.4% over the year in December 2022. The consensus projection anticipates growth slowing to 6.5% year over year by June 2023, 5.5% by December 2023, and 4.8% in June 2024.

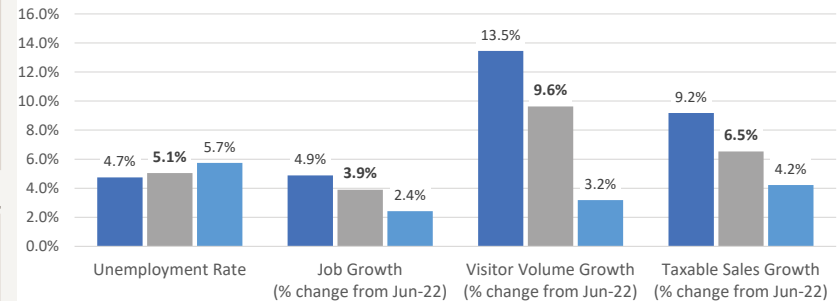
ADDITIONAL ESTIMATES

To account for uncertainty, best case and worst-case scenarios are also estimated. The "most likely" scenarios are the primary projections for June 2023, December 2023, and June 2024.

DRAFT

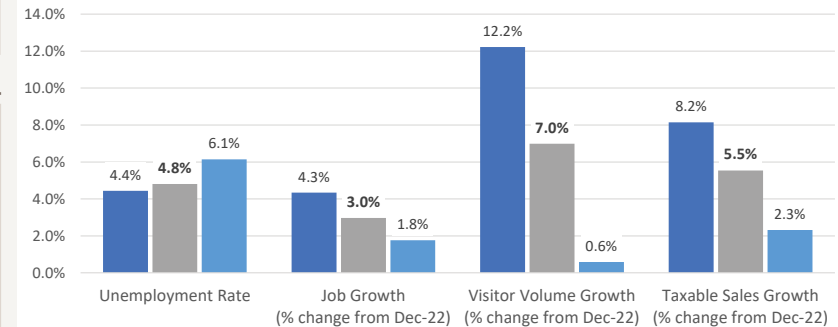
■ Best Case ■ Most Likely ■ Worst Case

June 2023 Consensus Projections



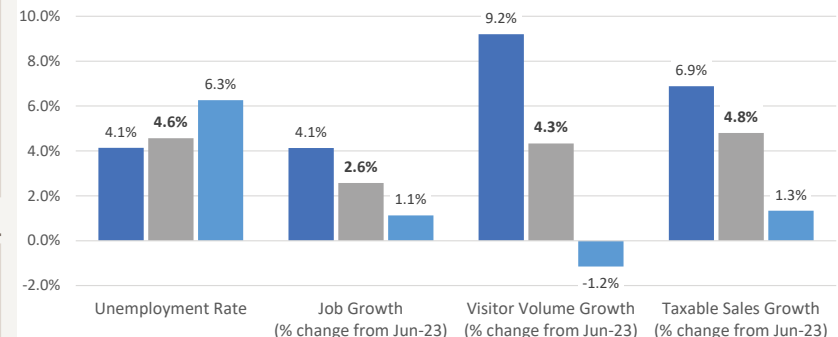
DRAFT

December 2023 Consensus Projections



DRAFT

June 2024 Consensus Projections



All charts are labeled "DRAFT" due to changing conditions.

The unemployment rate and job growth are seasonally adjusted, while visitor volume and taxable sales are measured as 12-month moving averages to account for expected seasonal variation.