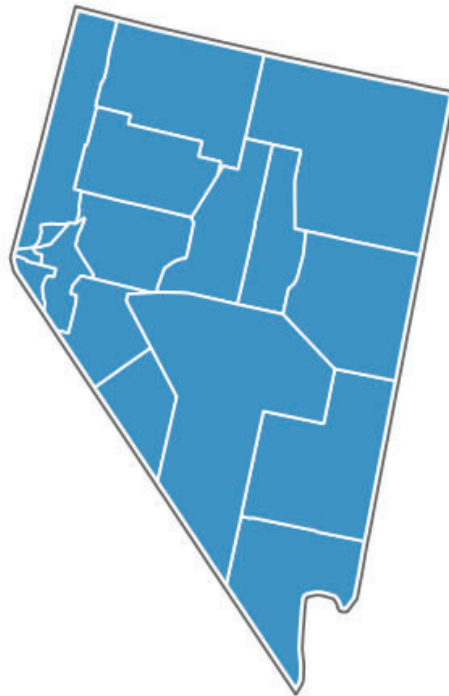


Nevada's Manufacturing Sector



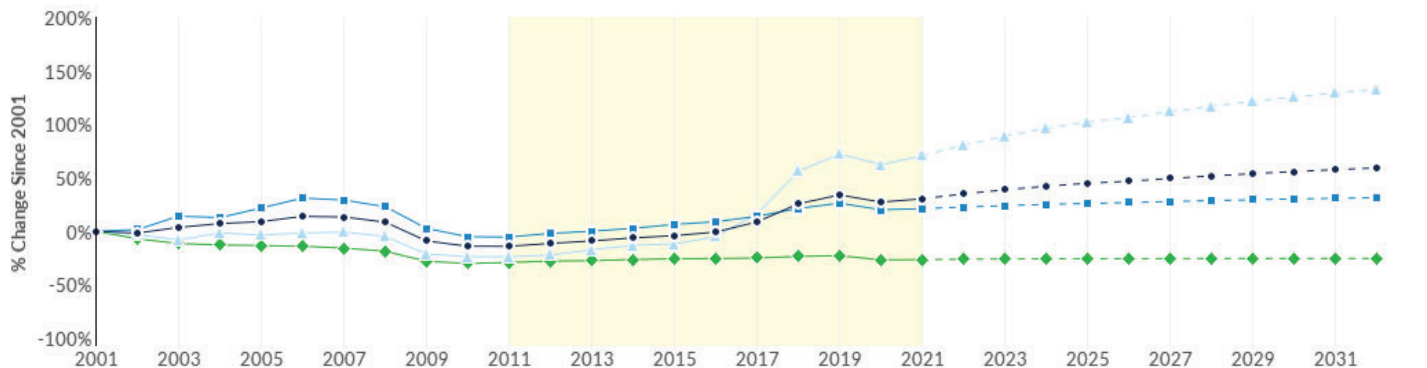
Industry Summary for Manufacturing

60,079 Jobs (2021) 46% below National average	51.7% % Change (2011-2021) Nation: 3.7%	\$86,496 Avg. Earnings Per Job (2021) Nation: \$91,447
---	---	--

Industry Detail

Payrolled Business Locations (2021)	2,039
Jobs Multiplier	3
Unemployed	Only Available for 2-Digit

Regional Trends



Region	2011 Jobs	2021 Jobs	Change	% Change
● Nevada	39,613	60,079	20,466	51.7%
● Las Vegas-Henderson-Paradise, NV	20,428	26,140	5,712	28.0%
● Reno, NV	11,526	25,821	14,294	124.0%
● United States	11,991,191	12,437,778	446,587	3.7%

Regional Breakdown of Nevada's Manufacturing Sector

County Name	2011 Jobs	2021 Jobs	2010 - 2021 Change	2010 - 2021 % Change	Avg. Earnings Per Job	2021 Location Quotient
Clark County	20,428	26,140	5,712	28%	\$72,881	0.33
Washoe County	11,027	14,029	3,002	27%	\$80,678	0.75
Storey County	499	11,792	11,292	2262%	\$127,271	8.06
Carson City County	2,697	2,557	(140)	(5%)	\$75,265	1.01
Lyon County	2,067	2,078	11	1%	\$79,849	1.82
Douglas County	1,752	2,061	309	18%	\$92,264	1.23
Churchill County	317	556	239	75%	\$92,970	0.67
Humboldt County	256	293	36	14%	\$76,294	0.45
Nye County	127	226	99	78%	\$57,148	0.21
Elko County	268	195	(72)	(27%)	\$69,300	0.11
Lander County	14	35	21	147%	\$76,016	0.12
Eureka County	<10	30	Insf. Data	Insf. Data	\$59,512	0.09
White Pine County	34	28	(6)	(17%)	\$69,857	0.08
Pershing County	57	18	(40)	(69%)	\$83,577	0.10
Lincoln County	28	15	(13)	(46%)	\$41,823	0.13
Mineral County	16	13	(3)	(19%)	\$54,099	0.09
County not reported	<10	<10	Insf. Data	Insf. Data	Insf. Data	0.00
Esmeralda County	20	<10	Insf. Data	Insf. Data	Insf. Data	0.18
	39,613	60,079	20,466	52%	\$86,496	

Top Occupations Employed in these Industries

Description	Employed in Industry Group (2021)	% of Total Jobs in Industry Group (2021)
Miscellaneous Assemblers and Fabricators	4,303	7.2%
Electrical, Electronic, and Electromechanical Assemblers, Except Coil Winders, Tapers, and Finishers	2,648	4.4%
First-Line Supervisors of Production and Operating Workers	2,352	3.9%
Laborers and Freight, Stock, and Material Movers, Hand	2,277	3.8%
Inspectors, Testers, Sorters, Samplers, and Weighers	1,613	2.7%

Industry Requirements (Top Supply Chain)

Purchases from	In-region Purchases	Imported Purchases	Total Purchases
Corporate, Subsidiary, and Regional Managing Offices	\$353,378,628	\$115,694,473	\$469,073,101
Nonferrous Metal (except Aluminum) Smelting and Refining	\$85,227,374	\$268,453,221	\$353,680,595
Iron and Steel Mills and Ferroalloy Manufacturing	\$10,546,638	\$320,922,379	\$331,469,017
Nonferrous Metal (except Copper and Aluminum) Rolling, Drawing, and Extruding	\$40,805,392	\$197,322,746	\$238,128,138
Plastics Material and Resin Manufacturing	\$28,451,000	\$200,513,219	\$228,964,219

Industry Gender Breakdown



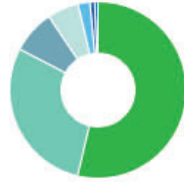
	Gender	2021 Jobs	2021 Percent
•	Males	42,249	70.3%
•	Females	17,830	29.7%

Industry Age Breakdown



	Age	2021 Jobs	2021 Percent
•	14-18	336	0.6%
•	19-24	5,447	9.1%
•	25-34	14,516	24.2%
•	35-44	13,318	22.2%
•	45-54	12,891	21.5%
•	55-64	10,210	17.0%
•	65+	3,361	5.6%

Industry Race/Ethnicity Breakdown



	Race/Ethnicity	2021 Jobs	2021 Percent	
•	White	32,265	53.7%	<div style="width: 53.7%;"></div>
•	Hispanic or Latino	17,376	28.9%	<div style="width: 28.9%;"></div>
•	Asian	4,781	8.0%	<div style="width: 8.0%;"></div>
•	Black or African American	3,449	5.7%	<div style="width: 5.7%;"></div>
•	Two or More Races	1,320	2.2%	<div style="width: 2.2%;"></div>
•	American Indian or Alaska Native	518	0.9%	<div style="width: 0.9%;"></div>
•	Native Hawaiian or Other Pacific Islander	369	0.6%	<div style="width: 0.6%;"></div>

Industry Breakdown of Nevada's Manufacturing Sector

NAICS	Description	2011 Jobs	2021 Jobs	2011 - 2021 Change	Avg. Earnings Per Job	2021 Location Quotient
335911	Storage Battery Manufacturing	0	10,718	10,718	\$131,311	37.38
339999	All Other Miscellaneous Manufacturing	5,570	4,167	(1,403)	\$122,301	6.68
323111	Commercial Printing (except Screen and Books)	2,700	2,749	49	\$60,466	1.09
327320	Ready-Mix Concrete Manufacturing	861	1,296	435	\$78,541	1.44
334511	Search, Detection, Navigation, Guidance, Aeronautical, and Nautical System and Instrument Manufacturing	406	1,249	843	\$116,211	1.04
326199	All Other Plastics Product Manufacturing	886	1,194	308	\$68,823	0.44
339950	Sign Manufacturing	1,209	1,171	(38)	\$72,625	1.54
332322	Sheet Metal Work Manufacturing	694	1,099	406	\$64,139	1.10
311811	Retail Bakeries	511	951	439	\$32,823	1.06
326111	Plastics Bag and Pouch Manufacturing	695	889	195	\$57,545	2.62
332323	Ornamental and Architectural Metal Work Manufacturing	390	889	499	\$61,176	2.27
323113	Commercial Screen Printing	287	837	550	\$42,689	1.28
332312	Fabricated Structural Metal Manufacturing	310	781	471	\$94,840	0.96
337110	Wood Kitchen Cabinet and Countertop Manufacturing	709	766	56	\$55,175	0.66
325412	Pharmaceutical Preparation Manufacturing	464	762	298	\$76,566	0.39
311812	Commercial Bakeries	911	702	(209)	\$55,215	0.59
334513	Instruments and Related Products Manufacturing for Measuring, Displaying, and Controlling Industrial Process Variables	807	700	(108)	\$108,068	1.29
332722	Bolt, Nut, Screw, Rivet, and Washer Manufacturing	550	684	134	\$77,265	2.19
327390	Other Concrete Product Manufacturing	458	653	195	\$76,538	1.32
332710	Machine Shops	759	576	(183)	\$67,290	0.24
321214	Truss Manufacturing	258	514	256	\$66,589	1.76
312112	Bottled Water Manufacturing	73	509	437	\$89,181	3.28

332999	All Other Miscellaneous Fabricated Metal Product Manufacturing	311	507	196	\$84,544	0.70
327991	Cut Stone and Stone Product Manufacturing	267	490	223	\$64,622	1.51
311412	Frozen Specialty Food Manufacturing	265	458	193	\$56,036	0.81
327420	Gypsum Product Manufacturing	308	439	132	\$100,421	4.49
311941	Mayonnaise, Dressing, and Other Prepared Sauce Manufacturing	96	415	319	\$69,948	2.35
311991	Perishable Prepared Food Manufacturing	307	390	84	\$39,656	0.74
325411	Medicinal and Botanical Manufacturing	<10	387	Insf. Data	\$75,102	1.16
339116	Dental Laboratories	361	373	12	\$60,749	0.87
334418	Printed Circuit Assembly (Electronic Assembly) Manufacturing	582	351	(231)	\$72,806	0.67
322291	Sanitary Paper Product Manufacturing	473	347	(126)	\$69,769	1.42
321219	Reconstituted Wood Product Manufacturing	116	334	219	\$82,588	2.63
311612	Meat Processed from Carcasses	47	333	286	\$46,576	0.26
321920	Wood Container and Pallet Manufacturing	139	333	194	\$48,352	0.56
337212	Custom Architectural Woodwork and Millwork Manufacturing	181	325	144	\$78,036	1.37
336390	Other Motor Vehicle Parts Manufacturing	96	324	228	\$65,282	0.24
311942	Spice and Extract Manufacturing	248	311	64	\$80,263	1.34
311821	Cookie and Cracker Manufacturing	40	304	264	\$71,286	0.97
325510	Paint and Coating Manufacturing	164	304	140	\$100,936	0.80
311520	Ice Cream and Frozen Dessert Manufacturing	638	294	(344)	\$67,466	1.44
337127	Institutional Furniture Manufacturing	132	292	160	\$51,274	1.46
311511	Fluid Milk Manufacturing	198	290	92	\$80,090	0.60
311920	Coffee and Tea Manufacturing	222	276	54	\$61,230	1.25
326113	Unlaminated Plastics Film and Sheet (except Packaging) Manufacturing	324	274	(49)	\$71,311	0.83
333318	Other Commercial and Service Industry Machinery Manufacturing	226	269	43	\$57,512	0.50
325998	All Other Miscellaneous Chemical Product and Preparation Manufacturing	48	268	221	\$107,275	0.74
314999	All Other Miscellaneous Textile Product Mills	220	259	40	\$43,719	0.89
311919	Other Snack Food Manufacturing	40	257	218	\$49,319	0.64

335999	All Other Miscellaneous Electrical Equipment and Component Manufacturing	289	256	(32)	\$143,499	0.97
311352	Confectionery Manufacturing from Purchased Chocolate	186	253	67	\$48,993	0.93
332321	Metal Window and Door Manufacturing	139	249	110	\$55,031	0.42
332812	Metal Coating, Engraving (except Jewelry and Silverware), and Allied Services to Manufacturers	91	245	154	\$57,774	0.49
333413	Industrial and Commercial Fan and Blower and Air Purification Equipment Manufacturing	163	244	82	\$55,577	0.91
326150	Urethane and Other Foam Product (except Polystyrene) Manufacturing	77	236	159	\$79,750	0.73
321918	Other Millwork (including Flooring)	127	234	107	\$66,908	0.67
314910	Textile Bag and Canvas Mills	128	234	106	\$52,075	0.97
325620	Toilet Preparation Manufacturing	39	233	195	\$64,961	0.44
332119	Metal Crown, Closure, and Other Metal Stamping (except Automotive)	40	233	194	\$97,429	0.54
336310	Motor Vehicle Gasoline Engine and Engine Parts Manufacturing	197	231	34	\$63,663	0.44
322230	Stationery Product Manufacturing	15	229	215	\$73,676	1.72
311421	Fruit and Vegetable Canning	141	222	82	\$79,592	0.43
331410	Nonferrous Metal (except Aluminum) Smelting and Refining	549	216	(333)	\$143,363	3.16
339920	Sporting and Athletic Goods Manufacturing	83	212	129	\$55,344	0.46
312111	Soft Drink Manufacturing	95	210	115	\$74,859	0.29
332994	Small Arms, Ordnance, and Ordnance Accessories Manufacturing	97	210	114	\$73,223	1.00
332911	Industrial Valve Manufacturing	265	209	(56)	\$75,072	0.92
326122	Plastics Pipe and Pipe Fitting Manufacturing	255	200	(55)	\$69,677	0.78
336413	Other Aircraft Parts and Auxiliary Equipment Manufacturing	128	195	67	\$74,307	0.22
327410	Lime Manufacturing	160	189	29	\$111,817	5.17
334417	Electronic Connector Manufacturing	48	183	135	\$107,427	0.93
326121	Unlaminated Plastics Profile Shape Manufacturing	78	180	102	\$80,242	0.90
334419	Other Electronic Component Manufacturing	170	179	9	\$58,786	0.33
333924	Industrial Truck, Tractor, Trailer, and Stacker Machinery Manufacturing	35	177	142	\$75,739	0.75

336412	Aircraft Engine and Engine Parts Manufacturing	424	175	(249)	\$78,599	0.25
336214	Travel Trailer and Camper Manufacturing	88	173	84	\$62,154	0.39
327215	Glass Product Manufacturing Made of Purchased Glass	96	169	74	\$59,807	0.41
326160	Plastics Bottle Manufacturing	110	163	53	\$76,280	0.51
336991	Motorcycle, Bicycle, and Parts Manufacturing	95	162	68	\$50,702	1.73
312230	Tobacco Manufacturing	<10	161	Insf. Data	\$23,617	1.60
339930	Doll, Toy, and Game Manufacturing	78	159	81	\$49,817	1.30
339112	Surgical and Medical Instrument Manufacturing	196	155	(41)	\$84,269	0.13
334516	Analytical Laboratory Instrument Manufacturing	195	155	(40)	\$102,291	0.43
326299	All Other Rubber Product Manufacturing	171	154	(17)	\$69,206	0.73
339113	Surgical Appliance and Supplies Manufacturing	117	151	34	\$94,377	0.16
333912	Air and Gas Compressor Manufacturing	61	150	89	\$104,647	0.92
337121	Upholstered Household Furniture Manufacturing	<10	149	Insf. Data	\$41,668	0.29
339910	Jewelry and Silverware Manufacturing	183	147	(35)	\$69,667	0.65
334413	Semiconductor and Related Device Manufacturing	95	144	48	\$158,430	0.09
335311	Power, Distribution, and Specialty Transformer Manufacturing	<10	142	Insf. Data	\$120,984	0.61
331491	Nonferrous Metal (except Copper and Aluminum) Rolling, Drawing, and Extruding	188	141	(47)	\$83,935	1.17
332311	Prefabricated Metal Building and Component Manufacturing	119	141	22	\$76,463	0.48
325180	Other Basic Inorganic Chemical Manufacturing	235	141	(94)	\$120,476	0.40
337215	Showcase, Partition, Shelving, and Locker Manufacturing	104	139	35	\$46,517	0.40
337214	Office Furniture (except Wood) Manufacturing	91	138	46	\$66,890	0.74
311230	Breakfast Cereal Manufacturing	110	137	27	\$97,661	1.23
327331	Concrete Block and Brick Manufacturing	94	135	41	\$100,258	0.80
312120	Breweries	21	133	112	\$53,652	0.17

334220	Radio and Television Broadcasting and Wireless Communications Equipment Manufacturing	109	121	12	\$111,871	0.26
327310	Cement Manufacturing	105	120	16	\$111,808	0.95
311111	Dog and Cat Food Manufacturing	43	120	78	\$75,503	0.42
321999	All Other Miscellaneous Wood Product Manufacturing	59	119	61	\$30,440	0.39
333517	Machine Tool Manufacturing	91	119	28	\$87,030	0.34
322219	Other Paperboard Container Manufacturing	23	118	94	\$87,746	0.55
331524	Aluminum Foundries (except Die-Casting)	131	114	(17)	\$95,161	0.81
335912	Primary Battery Manufacturing	<10	112	Insf. Data	\$122,914	1.41
315210	Cut and Sew Apparel Contractors	11	111	100	\$25,978	0.39
311830	Tortilla Manufacturing	54	108	53	\$36,665	0.60
331512	Steel Investment Foundries	261	108	(154)	\$70,985	1.17
332431	Metal Can Manufacturing	0	103	103	\$92,769	0.58
333612	Speed Changer, Industrial High-Speed Drive, and Gear Manufacturing	67	101	34	\$91,911	1.01
326140	Polystyrene Foam Product Manufacturing	62	100	39	\$62,484	0.38
314120	Curtain and Linen Mills	95	99	3	\$55,021	0.59
321992	Prefabricated Wood Building Manufacturing	20	98	79	\$61,069	0.60
334310	Audio and Video Equipment Manufacturing	24	98	74	\$114,025	0.56
324122	Asphalt Shingle and Coating Materials Manufacturing	57	98	41	\$142,253	0.91
311514	Dry, Condensed, and Evaporated Dairy Product Manufacturing	0	96	96	\$73,445	0.57
311119	Other Animal Food Manufacturing	101	96	(5)	\$71,129	0.30
312140	Distilleries	<10	95	Insf. Data	\$76,800	0.52
336111	Automobile Manufacturing	158	95	(63)	\$73,550	0.08
333999	All Other Miscellaneous General Purpose Machinery Manufacturing	139	91	(48)	\$77,350	0.25
311340	Nonchocolate Confectionery Manufacturing	98	90	(8)	\$50,190	0.45
327999	All Other Miscellaneous Nonmetallic Mineral Product Manufacturing	52	90	38	\$66,737	0.84
336411	Aircraft Manufacturing	15	89	75	\$72,336	0.05
326220	Rubber and Plastics Hoses and Belting Manufacturing	95	89	(6)	\$70,928	0.45

322220	Paper Bag and Coated and Treated Paper Manufacturing	142	89	(54)	\$67,239	0.18
324110	Petroleum Refineries	78	89	10	\$144,492	0.15
334416	Capacitor, Resistor, Coil, Transformer, and Other Inductor Manufacturing	69	87	19	\$56,113	0.59
334515	Instrument Manufacturing for Measuring and Testing Electricity and Electrical Signals	82	87	4	\$65,774	0.25
311513	Cheese Manufacturing	0	86	86	\$86,192	0.17
339940	Office Supplies (except Paper) Manufacturing	108	83	(25)	\$76,236	0.84
322121	Paper (except Newsprint) Mills	<10	81	Insf. Data	\$119,991	0.18
326191	Plastics Plumbing Fixture Manufacturing	68	78	10	\$71,775	0.57
326130	Laminated Plastics Plate, Sheet (except Packaging), and Shape Manufacturing	<10	77	Insf. Data	\$60,069	0.44
315240	Women's, Girls', and Infants' Cut and Sew Apparel Manufacturing	22	77	55	\$20,650	0.47
327992	Ground or Treated Mineral and Earth Manufacturing	77	76	(1)	\$75,031	1.62
333514	Special Die and Tool, Die Set, Jig, and Fixture Manufacturing	54	73	18	\$81,712	0.14
332420	Metal Tank (Heavy Gauge) Manufacturing	78	71	(6)	\$65,349	0.23
332813	Electroplating, Plating, Polishing, Anodizing, and Coloring	101	69	(32)	\$58,771	0.14
314994	Rope, Cordage, Twine, Tire Cord, and Tire Fabric Mills	11	68	56	\$62,675	1.36
332721	Precision Turned Product Manufacturing	217	68	(149)	\$58,995	0.20
336330	Motor Vehicle Steering and Suspension Components (except Spring) Manufacturing	<10	67	Insf. Data	\$54,915	0.24
325520	Adhesive Manufacturing	16	67	51	\$103,494	0.33
313230	Nonwoven Fabric Mills	110	67	(43)	\$82,281	0.50
332112	Nonferrous Forging	90	67	(23)	\$85,684	1.09
332510	Hardware Manufacturing	76	66	(10)	\$53,919	0.30
331492	Secondary Smelting, Refining, and Alloying of Nonferrous Metal (except Copper and Aluminum)	175	65	(109)	\$106,459	0.75
322299	All Other Converted Paper Product Manufacturing	50	65	15	\$59,773	0.42

337122	Nonupholstered Wood Household Furniture Manufacturing	37	64	27	\$41,590	0.22
325211	Plastics Material and Resin Manufacturing	<10	62	Insf. Data	\$81,137	0.12
335314	Relay and Industrial Control Manufacturing	16	61	45	\$81,974	0.16
325199	All Other Basic Organic Chemical Manufacturing	23	61	38	\$109,106	0.17
333511	Industrial Mold Manufacturing	<10	60	Insf. Data	\$85,193	0.19
333241	Food Product Machinery Manufacturing	10	60	50	\$71,460	0.35
312113	Ice Manufacturing	66	60	(6)	\$52,215	0.93
336320	Motor Vehicle Electrical and Electronic Equipment Manufacturing	104	58	(46)	\$60,661	0.11
311710	Seafood Product Preparation and Packaging	115	57	(58)	\$44,703	0.19
333249	Other Industrial Machinery Manufacturing	26	57	31	\$77,209	0.11
311999	All Other Miscellaneous Food Manufacturing	55	56	1	\$59,850	0.17
334519	Other Measuring and Controlling Device Manufacturing	62	55	(7)	\$66,781	0.18
339115	Ophthalmic Goods Manufacturing	180	55	(125)	\$68,289	0.26
311423	Dried and Dehydrated Food Manufacturing	98	54	(44)	\$52,745	0.47
332912	Fluid Power Valve and Hose Fitting Manufacturing	64	53	(11)	\$73,451	0.18
339991	Gasket, Packing, and Sealing Device Manufacturing	117	53	(64)	\$81,857	0.21
316998	All Other Leather Good and Allied Product Manufacturing	37	53	17	\$36,810	0.50
335122	Commercial, Industrial, and Institutional Electric Lighting Fixture Manufacturing	42	53	11	\$76,744	0.30
325314	Fertilizer (Mixing Only) Manufacturing	23	51	27	\$75,687	0.60
332618	Other Fabricated Wire Product Manufacturing	40	50	9	\$68,808	0.23
335931	Current-Carrying Wiring Device Manufacturing	<10	50	Insf. Data	\$112,526	0.19
325910	Printing Ink Manufacturing	46	49	2	\$115,751	0.73
331313	Alumina Refining and Primary Aluminum Production	<10	49	Insf. Data	\$64,041	0.74

332991	Ball and Roller Bearing Manufacturing	34	48	13	\$73,376	0.25
315280	Other Cut and Sew Apparel Manufacturing	<10	47	Insf. Data	\$21,517	0.45
321911	Wood Window and Door Manufacturing	36	47	11	\$68,180	0.10
333991	Power-Driven Handtool Manufacturing	69	46	(24)	\$98,958	0.49
311351	Chocolate and Confectionery Manufacturing from Cacao Beans	0	45	45	\$79,163	0.53
335929	Other Communication and Energy Wire Manufacturing	50	44	(6)	\$112,197	0.43
337910	Mattress Manufacturing	82	43	(39)	\$33,097	0.19
325611	Soap and Other Detergent Manufacturing	26	43	16	\$51,958	0.17
331210	Iron and Steel Pipe and Tube Manufacturing from Purchased Steel	0	42	42	\$199,973	0.20
315990	Apparel Accessories and Other Apparel Manufacturing	31	42	11	\$20,424	0.36
333993	Packaging Machinery Manufacturing	21	41	20	\$75,123	0.20
311813	Frozen Cakes, Pies, and Other Pastries Manufacturing	<10	40	Insf. Data	\$58,335	0.36
334510	Electromedical and Electrotherapeutic Apparatus Manufacturing	33	40	7	\$260,009	0.06
321912	Cut Stock, Resawing Lumber, and Planing	<10	40	Insf. Data	\$74,602	0.33
333994	Industrial Process Furnace and Oven Manufacturing	<10	40	Insf. Data	\$65,128	0.48
311930	Flavoring Syrup and Concentrate Manufacturing	<10	39	Insf. Data	\$102,527	0.54
333111	Farm Machinery and Equipment Manufacturing	<10	39	Insf. Data	\$55,068	0.07
311824	Dry Pasta, Dough, and Flour Mixes Manufacturing from Purchased Flour	<10	38	Insf. Data	\$35,551	0.21
339114	Dental Equipment and Supplies Manufacturing	<10	38	Insf. Data	\$60,614	0.27
333914	Measuring, Dispensing, and Other Pumping Equipment Manufacturing	131	38	(93)	\$97,121	0.16
337920	Blind and Shade Manufacturing	<10	38	Insf. Data	\$37,513	0.37
326212	Tire Retreading	30	38	7	\$53,801	0.66
336340	Motor Vehicle Brake System Manufacturing	<10	37	Insf. Data	\$75,207	0.19

332992	Small Arms Ammunition Manufacturing	29	37	8	\$40,758	0.35
333996	Fluid Power Pump and Motor Manufacturing	15	37	22	\$91,413	0.23
333515	Cutting Tool and Machine Tool Accessory Manufacturing	47	36	(12)	\$89,064	0.19
334517	Irradiation Apparatus Manufacturing	0	35	35	\$128,682	0.28
327993	Mineral Wool Manufacturing	53	35	(18)	\$81,591	0.23
336350	Motor Vehicle Transmission and Power Train Parts Manufacturing	22	34	12	\$65,994	0.05
321114	Wood Preservation	51	32	(20)	\$68,732	0.31
325612	Polish and Other Sanitation Good Manufacturing	<10	31	Insf. Data	\$59,286	0.14
332215	Metal Kitchen Cookware, Utensil, Cutlery, and Flatware (except Precious) Manufacturing	0	31	31	\$44,074	0.38
324121	Asphalt Paving Mixture and Block Manufacturing	52	30	(21)	\$127,981	0.21
327332	Concrete Pipe Manufacturing	0	30	30	\$75,418	0.41
311613	Rendering and Meat Byproduct Processing	75	30	(45)	\$73,815	0.42
334614	Software and Other Prerecorded Compact Disc, Tape, and Record Reproducing	<10	29	Insf. Data	\$137,392	0.37
332216	Saw Blade and Handtool Manufacturing	43	29	(14)	\$58,131	0.12
327120	Clay Building Material and Refractories Manufacturing	<10	29	Insf. Data	\$64,352	0.15
334412	Bare Printed Circuit Board Manufacturing	25	27	3	\$88,596	0.11
311615	Poultry Processing	0	26	26	\$53,365	0.01
333922	Conveyor and Conveying Equipment Manufacturing	40	25	(15)	\$91,258	0.08
334512	Automatic Environmental Control Manufacturing for Residential, Commercial, and Appliance Use	<10	25	Insf. Data	\$79,821	0.20
332993	Ammunition (except Small Arms) Manufacturing	0	24	24	\$63,118	0.18
326112	Plastics Packaging Film and Sheet (including Laminated) Manufacturing	<10	24	Insf. Data	\$72,070	0.12
312130	Wineries	<10	23	Insf. Data	\$27,572	0.04
334111	Electronic Computer Manufacturing	74	23	(51)	\$56,554	0.02
334210	Telephone Apparatus Manufacturing	19	22	3	\$63,894	0.14

333415	Air-Conditioning and Warm Air Heating Equipment and Commercial and Industrial Refrigeration Equipment Manufacturing	163	21	(142)	\$77,221	0.03
333995	Fluid Power Cylinder and Actuator Manufacturing	<10	21	Insf. Data	\$61,246	0.15
323120	Support Activities for Printing	79	20	(58)	\$47,942	0.12
335313	Switchgear and Switchboard Apparatus Manufacturing	41	19	(22)	\$101,007	0.06
336211	Motor Vehicle Body Manufacturing	43	19	(25)	\$61,498	0.04
332313	Plate Work Manufacturing	26	19	(8)	\$53,976	0.05
311411	Frozen Fruit, Juice, and Vegetable Manufacturing	42	17	(26)	\$68,153	0.06
336999	All Other Transportation Equipment Manufacturing	21	16	(5)	\$50,672	0.10
336360	Motor Vehicle Seating and Interior Trim Manufacturing	0	16	16	\$60,713	0.02
332811	Metal Heat Treating	16	16	(0)	\$85,310	0.10
326291	Rubber Product Manufacturing for Mechanical Use	13	15	3	\$58,439	0.06
333120	Construction Machinery Manufacturing	<10	15	Insf. Data	\$98,281	0.02
335220	Major Household Appliance Manufacturing	<10	13	Insf. Data	\$128,110	0.03
336414	Guided Missile and Space Vehicle Manufacturing	72	13	(59)	\$100,537	0.02
332919	Other Metal Valve and Pipe Fitting Manufacturing	40	13	(27)	\$61,447	0.10
323117	Books Printing	<10	12	Insf. Data	\$42,738	0.09
336612	Boat Building	<10	11	Insf. Data	\$49,517	0.03
337125	Household Furniture (except Wood and Metal) Manufacturing	0	10	10	\$42,516	0.21
332913	Plumbing Fixture Fitting and Trim Manufacturing	<10	10	Insf. Data	\$70,978	0.10
322211	Corrugated and Solid Fiber Box Manufacturing	45	10	(35)	\$73,887	0.01
333414	Heating Equipment (except Warm Air Furnaces) Manufacturing	<10	<10	Insf. Data	Insf. Data	0.06
331110	Iron and Steel Mills and Ferroalloy Manufacturing	<10	<10	Insf. Data	Insf. Data	0.01
334290	Other Communications Equipment Manufacturing	58	<10	Insf. Data	Insf. Data	0.03

325120	Industrial Gas Manufacturing	16	<10	Insf. Data	Insf. Data	0.02
331529	Other Nonferrous Metal Foundries (except Die-Casting)	0	<10	Insf. Data	Insf. Data	0.01
311911	Roasted Nuts and Peanut Butter Manufacturing	0	<10	Insf. Data	Insf. Data	0.03
331511	Iron Foundries	<10	<10	Insf. Data	Insf. Data	0.00
337124	Metal Household Furniture Manufacturing	0	<10	Insf. Data	Insf. Data	0.14
334514	Totalizing Fluid Meter and Counting Device Manufacturing	38	<10	Insf. Data	Insf. Data	0.01
334613	Blank Magnetic and Optical Recording Media Manufacturing	27	<10	Insf. Data	Insf. Data	0.27
325320	Pesticide and Other Agricultural Chemical Manufacturing	0	<10	Insf. Data	Insf. Data	0.01
335121	Residential Electric Lighting Fixture Manufacturing	<10	<10	Insf. Data	Insf. Data	0.11
335129	Other Lighting Equipment Manufacturing	<10	<10	Insf. Data	Insf. Data	0.08
334118	Computer Terminal and Other Computer Peripheral Equipment Manufacturing	89	<10	Insf. Data	Insf. Data	0.00
335210	Small Electrical Appliance Manufacturing	0	<10	Insf. Data	Insf. Data	0.06
315220	Men's and Boys' Cut and Sew Apparel Manufacturing	<10	<10	Insf. Data	Insf. Data	0.05
335312	Motor and Generator Manufacturing	68	<10	Insf. Data	Insf. Data	0.03
316110	Leather and Hide Tanning and Finishing	24	<10	Insf. Data	Insf. Data	0.14
336510	Railroad Rolling Stock Manufacturing	<10	<10	Insf. Data	Insf. Data	0.04
327211	Flat Glass Manufacturing	0	<10	Insf. Data	Insf. Data	0.04
327110	Pottery, Ceramics, and Plumbing Fixture Manufacturing	86	<10	Insf. Data	Insf. Data	0.01
316210	Footwear Manufacturing	<10	<10	Insf. Data	Insf. Data	0.01
321991	Manufactured Home (Mobile Home) Manufacturing	0	<10	Insf. Data	Insf. Data	0.00
316992	Women's Handbag and Purse Manufacturing	40	<10	Insf. Data	Insf. Data	0.74
321113	Sawmills	<10	<10	Insf. Data	Insf. Data	0.00
324199	All Other Petroleum and Coal Products Manufacturing	0	<10	Insf. Data	Insf. Data	0.07
337211	Wood Office Furniture Manufacturing	<10	<10	Insf. Data	Insf. Data	0.06

311225	Fats and Oils Refining and Blending	0	<10	Insf. Data	Insf. Data	0.05
333992	Welding and Soldering Equipment Manufacturing	0	<10	Insf. Data	Insf. Data	0.00
333314	Optical Instrument and Lens Manufacturing	<10	<10	Insf. Data	Insf. Data	0.03
333244	Printing Machinery and Equipment Manufacturing	<10	<10	Insf. Data	Insf. Data	0.02
339992	Musical Instrument Manufacturing	<10	<10	Insf. Data	Insf. Data	0.01
333132	Oil and Gas Field Machinery and Equipment Manufacturing	0	<10	Insf. Data	Insf. Data	0.00
333131	Mining Machinery and Equipment Manufacturing	<10	<10	Insf. Data	Insf. Data	0.05
322122	Newsprint Mills	0	<10	Insf. Data	Insf. Data	0.04
324191	Petroleum Lubricating Oil and Grease Manufacturing	<10	<10	Insf. Data	Insf. Data	0.05
333923	Overhead Traveling Crane, Hoist, and Monorail System Manufacturing	<10	<10	Insf. Data	Insf. Data	0.02
332996	Fabricated Pipe and Pipe Fitting Manufacturing	37	<10	Insf. Data	Insf. Data	0.02
313210	Broadwoven Fabric Mills	29	<10	Insf. Data	Insf. Data	0.00
325991	Custom Compounding of Purchased Resins	85	<10	Insf. Data	Insf. Data	0.01
333997	Scale and Balance Manufacturing	<10	<10	Insf. Data	Insf. Data	0.03
332439	Other Metal Container Manufacturing	134	<10	Insf. Data	Insf. Data	0.06
332613	Spring Manufacturing	<10	<10	Insf. Data	Insf. Data	0.04
325414	Biological Product (except Diagnostic) Manufacturing	0	0	0	\$0	0.00
336419	Other Guided Missile and Space Vehicle Parts and Auxiliary Equipment Manufacturing	0	0	0	\$0	0.00
339993	Fastener, Button, Needle, and Pin Manufacturing	0	0	0	\$0	0.00
339994	Broom, Brush, and Mop Manufacturing	0	0	0	\$0	0.00
336415	Guided Missile and Space Vehicle Propulsion Unit and Propulsion Unit Parts Manufacturing	0	0	0	\$0	0.00
325194	Cyclic Crude, Intermediate, and Gum and Wood Chemical Manufacturing	0	0	0	\$0	0.00
311422	Specialty Canning	0	0	0	\$0	0.00
325130	Synthetic Dye and Pigment Manufacturing	0	0	0	\$0	0.00

325613	Surface Active Agent Manufacturing	0	0	0	\$0	0.00
311512	Creamery Butter Manufacturing	0	0	0	\$0	0.00
336370	Motor Vehicle Metal Stamping	0	0	0	\$0	0.00
325920	Explosives Manufacturing	0	0	0	\$0	0.00
325110	Petrochemical Manufacturing	0	0	0	\$0	0.00
339995	Burial Casket Manufacturing	0	0	0	\$0	0.00
322130	Paperboard Mills	0	0	0	\$0	0.00
336611	Ship Building and Repairing	0	0	0	\$0	0.00
336992	Military Armored Vehicle, Tank, and Tank Component Manufacturing	0	0	0	\$0	0.00
311224	Soybean and Other Oilseed Processing	<10	0	Insf. Data	\$0	0.00
325212	Synthetic Rubber Manufacturing	0	0	0	\$0	0.00
325220	Artificial and Synthetic Fibers and Filaments Manufacturing	0	0	0	\$0	0.00
325311	Nitrogenous Fertilizer Manufacturing	<10	0	Insf. Data	\$0	0.00
325312	Phosphatic Fertilizer Manufacturing	<10	0	Insf. Data	\$0	0.00
311314	Cane Sugar Manufacturing	0	0	0	\$0	0.00
325992	Photographic Film, Paper, Plate, and Chemical Manufacturing	0	0	0	\$0	0.00
311221	Wet Corn Milling	0	0	0	\$0	0.00
322110	Pulp Mills	0	0	0	\$0	0.00
311212	Rice Milling	0	0	0	\$0	0.00
311313	Beet Sugar Manufacturing	0	0	0	\$0	0.00
325413	In-Vitro Diagnostic Substance Manufacturing	26	0	(26)	\$0	0.00
325193	Ethyl Alcohol Manufacturing	0	0	0	\$0	0.00
311211	Flour Milling	0	0	0	\$0	0.00
311213	Malt Manufacturing	0	0	0	\$0	0.00
335921	Fiber Optic Cable Manufacturing	0	0	0	\$0	0.00
321213	Engineered Wood Member (except Truss) Manufacturing	0	0	0	\$0	0.00
313240	Knit Fabric Mills	0	0	0	\$0	0.00
332114	Custom Roll Forming	<10	0	Insf. Data	\$0	0.00
332117	Powder Metallurgy Part Manufacturing	0	0	0	\$0	0.00
315110	Hosiery and Sock Mills	0	0	0	\$0	0.00
314110	Carpet and Rug Mills	0	0	0	\$0	0.00
313320	Fabric Coating Mills	63	0	(63)	\$0	0.00
334112	Computer Storage Device Manufacturing	0	0	0	\$0	0.00

332410	Power Boiler and Heat Exchanger Manufacturing	31	0	(31)	\$0	0.00
313310	Textile and Fabric Finishing Mills	<10	0	Insf. Data	\$0	0.00
313220	Narrow Fabric Mills and Schiffli Machine Embroidery	<10	0	Insf. Data	\$0	0.00
331523	Nonferrous Metal Die-Casting Foundries	0	0	0	\$0	0.00
313110	Fiber, Yarn, and Thread Mills	0	0	0	\$0	0.00
333921	Elevator and Moving Stairway Manufacturing	0	0	0	\$0	0.00
322212	Folding Paperboard Box Manufacturing	0	0	0	\$0	0.00
333618	Other Engine Equipment Manufacturing	12	0	(12)	\$0	0.00
333613	Mechanical Power Transmission Equipment Manufacturing	0	0	0	\$0	0.00
333611	Turbine and Turbine Generator Set Units Manufacturing	47	0	(47)	\$0	0.00
333519	Rolling Mill and Other Metalworking Machinery Manufacturing	0	0	0	\$0	0.00
333242	Semiconductor Machinery Manufacturing	0	0	0	\$0	0.00
333243	Sawmill, Woodworking, and Paper Machinery Manufacturing	<10	0	Insf. Data	\$0	0.00
332111	Iron and Steel Forging	10	0	(10)	\$0	0.00
331513	Steel Foundries (except Investment)	<10	0	Insf. Data	\$0	0.00
321212	Softwood Veneer and Plywood Manufacturing	0	0	0	\$0	0.00
333316	Photographic and Photocopying Equipment Manufacturing	0	0	0	\$0	0.00
321211	Hardwood Veneer and Plywood Manufacturing	0	0	0	\$0	0.00
336213	Motor Home Manufacturing	0	0	0	\$0	0.00
336212	Truck Trailer Manufacturing	0	0	0	\$0	0.00
336120	Heavy Duty Truck Manufacturing	0	0	0	\$0	0.00
336112	Light Truck and Utility Vehicle Manufacturing	0	0	0	\$0	0.00
326211	Tire Manufacturing (except Retreading)	41	0	(41)	\$0	0.00
311611	Animal (except Poultry) Slaughtering	<10	0	Insf. Data	\$0	0.00
335991	Carbon and Graphite Product Manufacturing	0	0	0	\$0	0.00

335932	Noncurrent-Carrying Wiring Device Manufacturing	0	0	0	\$0	0.00
327212	Other Pressed and Blown Glass and Glassware Manufacturing	<10	0	Insf. Data	\$0	0.00
331420	Copper Rolling, Drawing, Extruding, and Alloying	0	0	0	\$0	0.00
327213	Glass Container Manufacturing	0	0	0	\$0	0.00
327910	Abrasive Product Manufacturing	0	0	0	\$0	0.00
335110	Electric Lamp Bulb and Part Manufacturing	0	0	0	\$0	0.00
331221	Rolled Steel Shape Manufacturing	<10	0	Insf. Data	\$0	0.00
331222	Steel Wire Drawing	11	0	(11)	\$0	0.00
331314	Secondary Smelting and Alloying of Aluminum	0	0	0	\$0	0.00
331315	Aluminum Sheet, Plate, and Foil Manufacturing	<10	0	Insf. Data	\$0	0.00
331318	Other Aluminum Rolling, Drawing, and Extruding	0	0	0	\$0	0.00
315190	Other Apparel Knitting Mills	11	0	(11)	\$0	0.00
333112	Lawn and Garden Tractor and Home Lawn and Garden Equipment Manufacturing	0	0	0	\$0	0.00
		39,613	60,079	20,466	\$86,496	

Data Sources and Calculations

Industry Data

Emsi industry data have various sources depending on the class of worker. (1) For QCEW Employees, Emsi primarily uses the QCEW (Quarterly Census of Employment and Wages), with supplemental estimates from County Business Patterns. (2) Non-QCEW employees data are based on a number of sources including QCEW, Current Employment Statistics, County Business Patterns, BEA State and Local Personal Income reports, the National Industry-Occupation Employment Matrix (NIOEM), the American Community Survey, and Railroad Retirement Board statistics. (3) Self-Employed and Extended Proprietor classes of worker data are primarily based on the American Community Survey, Nonemployer Statistics, and BEA State and Local Personal Income Reports. Projections for QCEW and Non-QCEW Employees are informed by NIOEM and long-term industry projections published by individual states.

Input-Output Data

The input-output model in this report is Emsi's gravitational flows multi-regional social account matrix model (MR-SAM). It is based on data from the Census Bureau's Current Population Survey and American Community Survey; as well as the Bureau of Economic Analysis' National Income and Product Accounts, Input-Output Make and Use Tables, and Gross State Product data. In addition, several Emsi in-house data sets are used, as well as data from Oak Ridge National Labs on the cost of transportation between counties.

Staffing Patterns Data

The staffing pattern data in this report are compiled from several sources using a specialized process. For QCEW and Non-QCEW Employees classes of worker, sources include Occupational Employment Statistics, the National Industry-Occupation Employment Matrix, and the American Community Survey. For the Self-Employed and Extended Proprietors classes of worker, the primary source is the American Community Survey, with a small amount of information from Occupational Employment Statistics.

State Data Sources

This report uses state data from the following agencies: Nevada Department of Employment, Training and Rehabilitation